

Research Article

Cite this article: Hennessy Garza R, Mahoney JE, Burns M, and Quanbeck A. Connecting the bibliographic-directed citation networks of translational research and implementation science. *Journal of Clinical and Translational Science* 9: e64, 1–12. doi: [10.1017/cts.2025.11](https://doi.org/10.1017/cts.2025.11)

Received: 17 June 2022
Revised: 14 January 2025
Accepted: 16 January 2025




Keywords:

Implementation science; translational science; CTSA; bibliometrics; citation network analysis; VosViewer

Corresponding author:

R. Hennessy Garza; Email: hennes23@uwm.edu

Connecting the bibliographic-directed citation networks of translational research and implementation science

Rose Hennessy Garza¹ , Jane E. Mahoney² , Morgan Burns² and Andrew Quanbeck² 

¹Joseph J Zilber College of Public Health, University of Wisconsin-Milwaukee, Milwaukee, WI, USA and ²Department of Family Medicine and Community Health, School of Medicine and Public Health, University of Wisconsin-Madison, Madison, WI, USA

Abstract

Introduction: Translational science and implementation science are two disciplines that integrate scientific findings into practice within healthcare. One method to assess the integration of these fields is to review the academic crossover between the disciplines with respect to shared citations in the peer-reviewed literature. **Methods:** This paper used direct citation network analysis to identify potential conceptual gaps and connections between the literature in implementation science and translational science. Bibliographic references were downloaded from Web of Science to create directed citation network maps in VosViewer. Heat maps visualized the top cited literature in each field. **Results:** A literature search yielded 6,111 publications in translational science and 7,003 publications in implementation science. When all publications were combined in a directed citation network map, two separate groups of publications emerged, representing the two fields of implementation science and translational science. When the top 50 cited translational science publications were combined with implementation science publications, 14% had a 100%+ increase in citation links, 44% had a mean increase of 2.4%, and 42% shared no links. When the top 50 cited implementation science publications were combined with translational science publications, 2% had a 100%+ increase in citation links, 92% had a 3.3% mean increase, and 6% had no shared links. **Conclusions:** Results suggest moderate academic overlap in the way published authors cite each other between translational science and implementation science. We hope the implications of this paper may promote continued collaborations between these fields to disseminate lessons learned and bridge research into practice more efficiently.

Introduction

Translational science and implementation science are two disciplines that focus on moving scientific knowledge from discovery into practice within healthcare organizations and public health. Translation is defined by the National Center for Advancing Translational Science (NCATS) as “the process of turning observations in the laboratory, clinic, and community into interventions that improve the health of individuals & the public [1],” and translational science is “the field of investigation which seeks to understand the scientific and operational principles underlying each step of the translational process [1].” Implementation is defined by the National Institutes of Health as, “the adoption and integration of evidence-based health interventions into clinical and community settings for the purposes of improving delivery, outcomes, and individual & population health [2],” and implementation science is “the scientific study of methods to promote the systematic uptake of research findings and other evidence-based practices into routine practice, and, hence, to improve the quality and effectiveness of health services [3].”

Together, translational and implementation sciences aim to bridge the gap between what *works* to address health and what is *done* to address health. Scientific inquiry using these overlapping disciplines remains essential to address the gap between the creation of clinical knowledge and its integration into healthcare. Bridging translational science and implementation science may facilitate improvement in health care delivery. These fields connect within NCATS’ translational science spectrum, a nonlinear model depicting the progression of research from basic sciences to interventions that improve health [4]. Key stages of the spectrum include clinical implementation of health interventions and public health. These stages link implementation science directly to translational science, with implementation research considered one stage of translational research while also informing additional stages.

A progression of efforts to advance implementation science and translational science has occurred over the past 20 years. Since 2001, numerous financial contributions and grants have been made available for clinical implementation research [5], increasing knowledge production

© Rose Hennessy Garza, 2025. Published by Cambridge University Press on behalf of Association for Clinical and Translational Science. This is an Open Access article, distributed under the terms of the Creative Commons Attribution licence (<https://creativecommons.org/licenses/by/4.0/>), which permits unrestricted re-use, distribution and reproduction, provided the original article is properly cited.



Clinical Research
FORUM
Analysis. Advocacy. Action.

and helping to facilitate the launch of the journal *Implementation Science* in 2006 [3]. Beginning in 2010, components that influence the scale-up of evidence-based interventions across health systems were incorporated into the US Department of Health and Human Services strategic plan [6]. Currently, implementation science has been formally integrated in over half of the Clinical and Translational Science Award recipients (CTSA hubs), with 34 hubs represented on the *Dissemination, Implementation, and Knowledge Translation Working Group* as of 2019 [7] and continued recommendation by scholars to continue this trend [8]. The national working group *Advancing Dissemination and Implementation Sciences within CTSA*s advances translational research in CTSA hubs through capacity building to incorporate principles and strategies of implementation science [9]. In July 2020, the *Journal of Clinical and Translational Science* released its first themed issue highlighting implementation science to advance translational research [10]. Reflecting federal priorities, in July 2021, the funding award PAR-21-293 required all CTSA hubs to actively engage in implementation activities [11]. These and additional efforts are highlighted in Fig. 1.

Our study examines the literature that connects translational science and implementation science to assist leaders at medical research centers throughout the U.S. implement their research findings into clinical practice. This work builds upon recommendations by McKibbin et al [12], who highlighted the need for easier access to literature across disciplines for knowledge translation to progress. The aim of this paper was to examine the bibliographic bridge between the sciences of translation and implementation by 1) determining key interconnected literature in each field and 2) documenting bridging publications between fields while quantifying the overlap of scientific inquiry within translational science and implementation science. Our overarching goal was to increase our understanding of how these two fields are connected in the literature by presenting a more visual, numeric, and tangible understanding of overlap and separation between the research fields and authors. Recognizing bibliographic overlap can provide resources to scholars in both fields to help cultivate a more cohesive academic community working in less isolation and more unity to streamline and share lessons learned in knowledge translation.

Materials and methods

We used directed citation network analysis to create directed citation network maps of publications in translational science, publications in implementation science, and a combination of these publications to examine overlap in the literature of the two fields. While the overall aim of our paper differs in scope, our methodology parallels the work of Fort et al [13] to connect highly interrelated literature within translational research. We expanded upon their work to examine connections between translational science and implementation science literature. Our methods included four main components: (1) a systematic search to obtain literature in translational science and implementation science; (2) directed citation network analysis to create directed citation network maps that connect publications through shared citation links; (3) construction of heat maps to visually display global citation data for the most cited publications within translational science and implementation science; and (4) a quantitative comparison to assess interconnections between translational science and implementation science via citation links.

Systematic literature search

To obtain publications in translational science and implementation science, we used identical search terms by Fort et al. [13] for translational science and adapted the search terms by Davis & D'Lima [14] for implementation science. Using database filters, articles, review articles, books, or book chapters published within 2022 or any year beforehand were identified in *Web of Science* by searching for key terms in the title, author-selected keywords, or Keywords Plus, which are words or phrases that frequently appear in the titles of an article's references [15]. The translational science search yielded 6,111 publications of articles, reviews, books, and book chapters using identical search terms from Fort et al [13]: “translational science*” OR “clinical and translational science*” OR “CTSA*” OR “translational research” OR “translation research” OR “clinical and translational research” OR “translational medicine.” For each search term, we used the same proximity operator by Fort et al. [13] to find records where the terms were within five words of each other (i.e., “translational NEAR/5 medicine” OR “translational NEAR/5 research”). The proximity operator was added to yield the most comprehensive search of the field within the literature (i.e., to capture an article entitled “The science of implementation”). All publications were included and no additional screening was employed.

The implementation science search yielded 7,003 articles, review articles, books, and book chapters using adapted implementation science search terms from a systematic review by Davis & D'Lima [14]: “implementation research” OR “implementation science*” OR “improvement research” OR “improvement science” OR “dissemination science” OR “knowledge mobilisation” OR “knowledge translation.” We expanded the search by adding the NEAR/5 proximity operator to mirror the translational science search (i.e., “implementation NEAR/5 science”). Two terms from Davis & D'Lima's [14] search were omitted: “knowledge transfer” was excluded as our focus was on health science and related literature, and the addition of this term yielded literature in business, management, computer science, and information technology. “Quality improvement” was excluded because it led to a vast literature with publications beyond the scope of implementation, including specific medical recommendations and guidelines that lacked an implementation focus. “Knowledge translation” was included as it was described by Davis & D'Lima [14] as a related and synonymous term for implementation science.

In this study, we were interested in the *science* of translation and the *science* of implementation, as compared to translational research or implementation research. Since the seminal paper by Austin [1], the NCATS has made a clear distinction between translational research and translational science – with research defined as “the endeavor to traverse a particular step of the translation process for a particular target or disease,” while science “seeks to understand the scientific and operational principles underlying each step of the translational process” [1]. Conclusively, translational research studies one disease/target while translational science focuses on applications in translation for any disease, such as common causes of inefficiency or failure in translational research projects [1]. Similarly, implementation science is the overall study of methods to promote the systematic uptake of research and evidence-based practices into practice [3], while implementation research seeks to understand processes and factors associated with the successful integration of specific research and

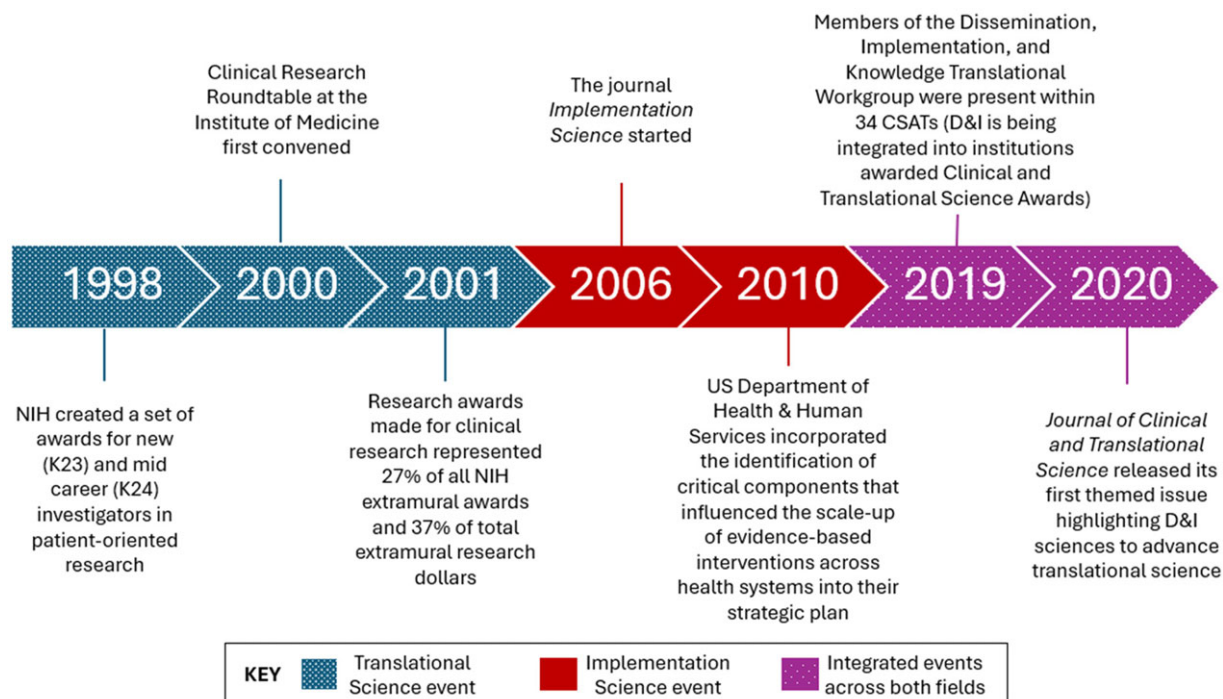


Figure 1. Timeline of key events in implementation science and translational science. (a) Translational science directed citation network. (b) Implementation science directed citation network.

evidence-based practices within a particular setting [16]. While the distinction in terminology has improved in recent years, historically many authors used the terms “science” and “research” interchangeably. Therefore, we included both search terms (science and research) in our literature search.

Directed citation network analysis

Citation data were obtained from the *Web of Science* title of each paper. The program *VosViewer* [17] was used to identify citation networks of publications that cite each other. A citation network is a structure of linked academic publications that uses citations from one document to connect to another. Per recommendations by Van Eck & Waltman [18], we used *VosViewer*'s default association strength normalization method within all constructed networks to normalize the strengths of the links between our publications [17]. Our directed citation network maps showed *citation links* between publications, with a connecting line or link occurring when one publication cited another in the group [17]. Each publication was represented by a circular node, with node size representing the frequency of citation links between one publication and another. *VosViewer* mathematically assigns each publication to a cluster with a different color. Clusters are sets of documents included in the directed citation network map that are substantially more connected to each other compared to others in the group, with each publication belonging to only one cluster at most.

Three total directed citation network maps were constructed. The first and second directed citation network maps examined publications in translational science (Fig. 2a) and implementation science (Fig. 2b), respectively. All publications obtained in the literature search for each respective topic were used to create each directed citation network map. To compare the citation

linkages between publications in translational science and implementation science, a third directed citation network map was created, which combined all publications from the literature searches in translational science and implementation science (Fig. 3).

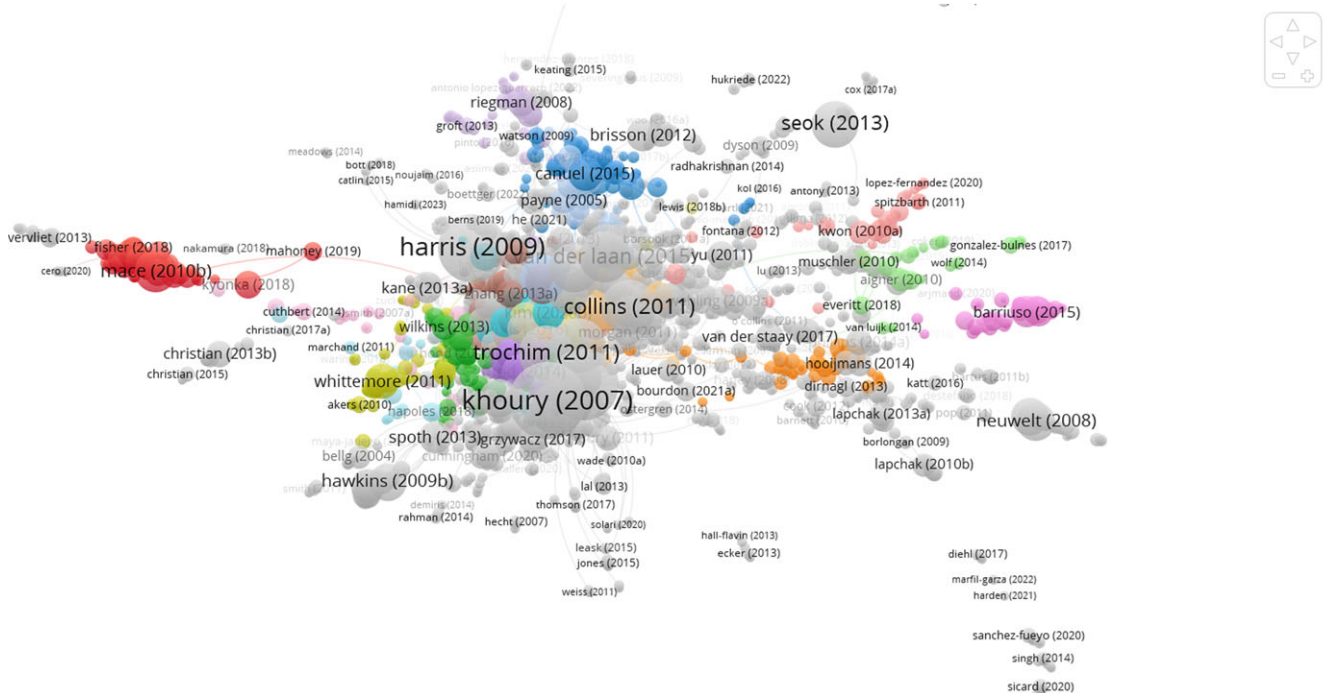
Heat maps of global citations

Two heat maps were constructed to visually indicate how frequently the 50 most cited papers in each field were annually cited. One heat map was created for implementation science and the other for translational science. Citations were tabulated from *Web of Science* and were presented annually and in cumulative totals through the end of 2022. Global citations arose from anywhere in the literature and are not limited to the directed citation network maps. Heat maps use color to represent higher values of data with darker colors and lower values with a lighter color, making it easier to detect patterns in the data [19,20]. The light-colored yellow boxes indicated less citations, while dark-colored red boxes indicated more citations.

Percent change in citation links

To provide an understanding of how the most cited literature overall is cited in either translational science, implementation science, or among both fields, additional data were included in the heat maps. The number of citation links between each of the top 50 publications was provided to show the field-respective links in each directed citation network map and the number of links in the *combined* directed citation network map. The change in links was then calculated to demonstrate the percent increase in citation links. For example, a hypothetical publication in translational science might be cited 1,000 times in the overall literature. There may be 400 citation links between

(a) Translational science directed citation network



(b) Implementation science directed citation network

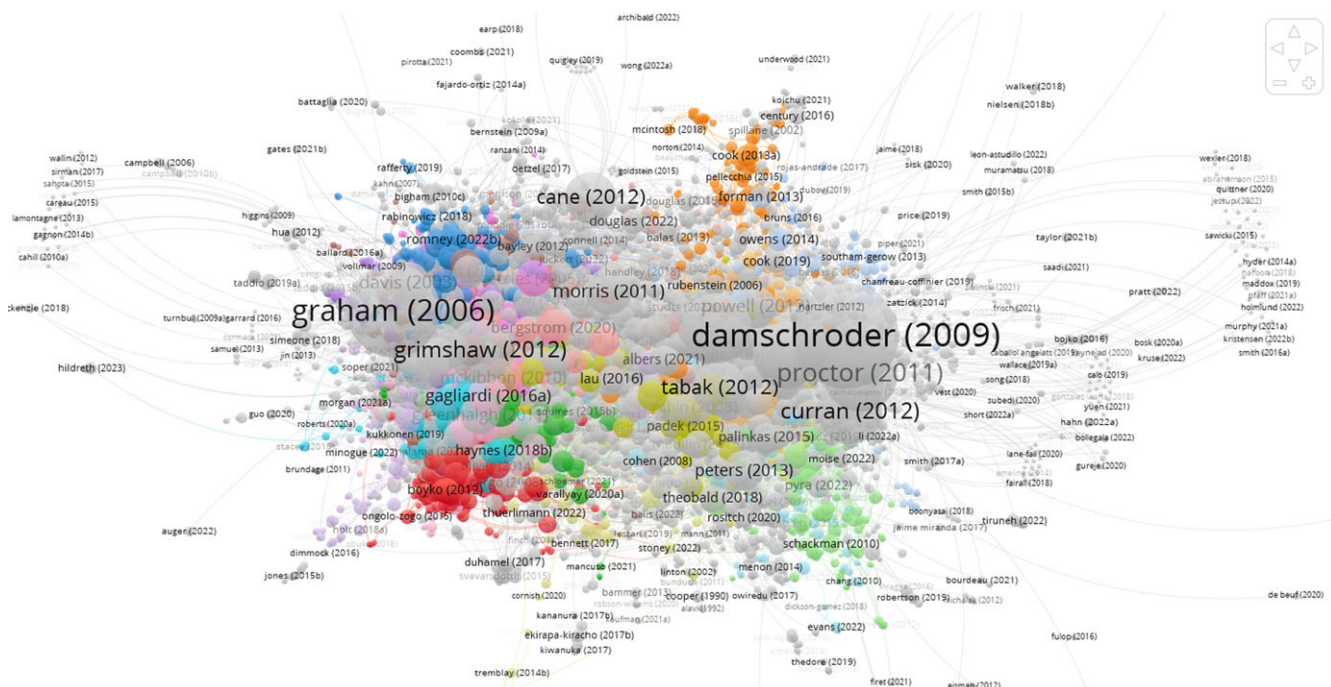


Figure 2. Separate citation networks with citation links between publications. *Colors indicate clusters determined by VosViewer. Node size is based on the number of citation links with other publications in the network (ie- bigger nodes have more citation links with the other publications in the network).

this article and others in the translational science directed citation network map. When examining the article in the combined directed citation network map, there may be 450 citation links, demonstrating an additional 50 citation links between translational science and implementation science for this publication. This would translate to a 12.5% increase in this fictitious example.

Results

Separate citation networks

Fig. 2a depicts the directed citation network map for translational science, and Fig. 2b depicts the directed citation network map for implementation science. The citation network of 6,111 possible publications in the search pool for translational science had a

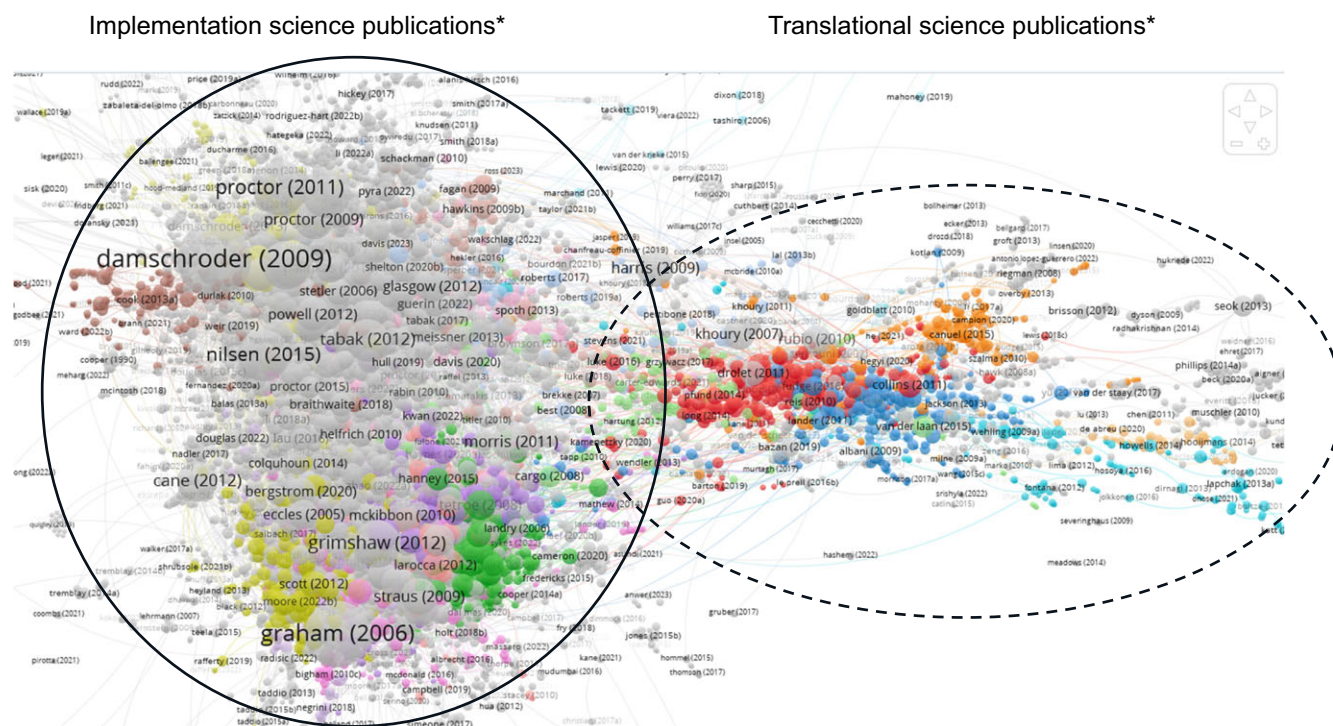


Figure 3. Combined implementation science and translational science citation network. *The majority of publications in the enclosed circles come from the separate implementation science (solid) and translational science (dashed) network analyses. colors indicate clusters determined by VosViewer. Node size is based on the number of citation links with other publications in the network (ie- bigger nodes have more citation links with the other publications in the network).

largest component that included 2,360 publications. Only these 2,360 were included in the analysis, and the other 3,751 publications were not assigned to a cluster, following the analysis and reporting provided by Van Eck & Waltman, the developers of the VosViewer program used for the analysis and visualization [21]. (A publication is only included in the map if it is cited by another publication or cites another publication within the network.) There were 4,894 links, or shared citations, between the included publications. The largest nodes were publications that have the most citation links to others in the network and included Khory et al. [22] ($n=118$ links), followed by Rubio et al. [23] ($n=101$ links) and Harris et al. [24] ($n=92$ links) (see Supplementary Material Appendix A1 for the 50 most linked publications in this directed citation network along with total citations for each publication). Khory et al. [22] presented a four-phase framework for the continuum of translational research in genomics (i.e., phase 1 through phase 4). Rubio et al. [23] considered the needs for a workforce in translational research, posited objectives for trainees, and provided considerations for evaluation of training programs. Harris et al. [24] were the seminal article describing the research electronic data capture program (REDCap) used to collect, store, and analyze data.

In Fig. 2b, the citation network of 7,003 possible publications in the search pool for implementation science had a largest component that included 5,754 publications. Only these 5,754 were included in the analysis, and the other 1,249 publications were not assigned to a cluster. There were 25,367 links between the included publications. The largest nodes in the network were publications by Damschroder et al. [25] ($n=1,277$ links), followed by Graham et al. [26] ($n=969$ links) and Proctor et al. [27] ($n=561$ links) (see Supplementary Material Appendix A2 for the 50 most linked publications in this directed citation network along

with total citations for each publication). Damschroder et al. [25] presented the development of the Consolidated Framework for Implementation Research (CFIR). Graham et al. [26] provided definitions for terminology related to moving knowledge into action and presented a conceptual framework to integrate knowledge creation with application. Proctor et al. [27] presented eight implementation outcomes to assist in the evaluation of implementation differently from service system or clinical treatment outcomes.

Combined Analysis: Comparing translational science and implementation science

As an aim of this study was to explore citation linkages between implementation science and translational science, all publications from the translational science literature search and implementation science literature search were combined to create a directed citation network map. In Fig. 3, the citation network of 12,988 possible publications had a largest component that included 8,247 publications. Only these 8,247 were included in the analysis, and the other 4,741 publications were not assigned to a cluster. Previously, there were 4,894 links in the translational science directed citation network map and 25,367 links in the implementation science network. The combined network yielded 31,400 citation links among the 8,247 publications that cited or were cited by at least one other publication in the combined pool, representing a 3.76% increase in linkages when combining the literature from the two separate fields. The visual representation within the combined directed citation network map depicts the publications in two larger groups that mirror the separate directed citation network maps for translational science from Fig. 2a (solid-line circle in Fig. 3) and implementation science from Fig. 2b

(dotted-line circle in Fig. 3). While publications were more likely to be situated closer to those in their originating directed citation network, the visualization shows publications in the implementation science group that linked with publications in the translational science group, and vice versa.

Citation frequency

Two heat maps were created. The first included the top 50 most cited publications from the translational science literature search. The second included the top 50 most cited publications from the literature search for implementation science.

Fig. 4 depicts the heat map of the top 50 overall most-cited publications from the translational science literature pool (see Supplementary Material Appendix A1 for the 50 most linked publications in the translational science directed citation network of Fig. 2A along with total citations for each publication). In total, the 6,111 translational science publications were cited 182,747 times. The top 50 most cited publications were cited 51,173 times, with a median of 356 citations per publication (min = 247, max = 23,253). The top most cited publications were Harris et al. [24] (n = 23,253 citations) and Harris et al. [28] (3,372), two publications that describe the research electronic data capture (REDCap) and the REDCap consortium. Seok et al. [29] (n = 2,040 citations), the third most cited publication, demonstrated a poor correlation in genomic responses between mouse models and human inflammatory diseases. Five additional publications were cited more than 1,000 times, including Hoojimans et al. [30], Bellg et al. [31], Morris et al. [32], Meyer-Lindenberg et al. [33], and Workman et al. [34].

Fig. 5 depicts the heat map of the top 50 most-cited publications from the implementation science literature search pool (see Supplementary Material Appendix A2 for the 50 most linked publications in the translational science directed citation network of Fig. 2B along with total citations for each publication). In total, the 7,003 publications were cited 156,363 times. Overall, the 50 most-cited publications were cited 41,635 times, with a median of 474 citations per paper (min = 255, max = 5,799). Damschroder et al. [25] were the most cited paper within the group (n = 5,799 citations), followed by Palinkas et al. [35] (n = 2,950) and Proctor et al. [27] (n = 2,619). Palinkas et al. [35] reviewed purposeful sampling strategies in implementation research and provided recommendations for mixed methods research. Eight additional publications were cited more than 1,000 times, including Graham et al. [26], Cane et al. [36], Curran et al. [37], Nilsen et al. [38], Powell et al. [39], Morris et al. [32], Grimshaw et al. [40], and Cooper et al. [41].

Interconnections between translational science and implementation science via citation links

To quantify the overlap in citation links of publications between fields, we included three data points each for the top 50 most-cited publications in both translational science and implementation science. (1) At the end of the Fig. 4 heat map (of the top 50 most cited translational science publications), the number of citation links in the translational network from Fig. 2a was included. (2) The number of citation links for each publication in the combined network in Fig. 3 was listed next. (3) The percentage change was calculated between the citation links in the translational science directed citation network map and the combined directed citation network map. For example, the first article in the heat map of Fig. 4 is Harris et al. [24]. This article was cited 23,253

times anywhere in the global literature: (1) It shared 92 citation links with other publications in the translational science directed citation network map and (2) it shared 209 citation links with publications in the combined directed citation network map. (3) The additional links to implementation science publications represented an increase of 127.2%. The same process and calculation of percent change was repeated for the implementation science heat map in Fig. 5.

In the translational science heat map (Fig. 4), 21 of the 50 publications did not have any citation links in either directed citation network map. This signifies that while these 21 publications are cited highly in the overall literature, they are not cited by or citing other publications included in the translational science or implementation science search pool (based on our search criteria). This suggests that 42% of the top cited publications in translational science are being cited by disciplines other than translational science or implementation science. Seven of the top 50 publications from the translational science search pool had over a 100% increase in citation links when combined with publications from the implementation science search pool: Braithwaite et al. (1300% increase) [42], Glasgow et al. [43] (400% increase), Morris et al. [32] (324% increase), Bellg et al. [31] (200% increase), Moore et al. [44] (150% increase), Harris et al. [28] (133% increase), and Harris et al. [24] (127% increase). The remaining publications in the translational science heat map (n = 22) had a 2.4% average percentage increase in citation links when combined with the implementation science publications in the combined directed citation network map (mode = 0%, median = 0%, max = 16.7%).

From the implementation science heat map (Fig. 5), only two publications were not included in the implementation science directed citation network map. One of these publications, Moritz & Woodward [45] lacked citation links with other implementation science publications, but gained one citation link when combined with the translational science literature. McGaghie et al. [46] were the only publication with a 100%+ increase in citation links between the implementation science directed citation network map and the combined directed citation network map (from n = 4 citation links to n = 10 citation links). The remaining publications in the implementation science heat map (n = 47) had an average percentage increase of 3.3% in citation links when combined with the translational science literature (mode = 0%, median = 1.2%, max = 26.2%).

Discussion

This paper examined the most highly cited publications within and across implementation science and translational science to assess shared links, identify top cited publications, and understand how the literature is connected. While previous studies have used citation network analysis to assess other aspects of these fields [47,48], this study was novel in using directed citation network analyses to identify the extent to which publications in implementation science and publications in translational science were linked through citations. Our study provides a contribution to the scant literature assessing the relationship between translational and implementation sciences. Leppin et al. [49] proposed an integrated framework to characterize how implementation science is situated within translational research, while Mehta et al. [8] explored the relatedness of the fields from a practical standpoint, but neither publication provided a quantifiable analysis to examine

Publications		Citations															Links within each network			
																	Comb- ined TS/IS			
Author	Year	<2009	2009	2010	2011	2012	2013	2014	2015	2016	2017	2018	2019	2020	2021	2022	Citations	TS Links	Links	% Increase
Harris	2009	0	0	12	40	147	315	546	822	1176	1542	1966	2689	3766	4964	5268	23253	92	209	127.2
Harris	2019	0	0	0	0	0	0	0	0	0	0	0	14	508	1130	1720	3372	12	28	133.3
Seok	2013	0	0	0	0	0	159	315	304	229	221	196	172	149	150	145	2040	44	45	2.3
Hooijmans	2014	0	0	0	0	0	0	6	23	34	61	93	146	227	379	423	1392	12	12	0.0
Bellg	2004	70	34	34	42	60	80	89	87	98	96	102	142	131	173	159	1397	11	33	200.0
Morris	2011	0	0	0	0	8	8	28	37	67	108	138	177	214	267	215	1267	55	233	323.6
Meyer-Lindenberg	2011	0	0	0	2	76	105	139	121	115	113	117	94	83	86	78	1129	0	0	NA
Workman	2010	0	0	5	35	79	80	86	71	109	106	101	87	85	88	78	1010	3	3	0.0
Cheever	2009	0	2	41	52	59	74	77	104	81	77	78	60	86	69	59	919	3	3	0.0
Dantzer	2007	55	53	42	49	52	52	59	82	65	68	71	70	73	65	54	910	3	3	0.0
Spizzo	2012	0	0	0	0	1	31	49	79	78	108	106	143	112	81	56	844	0	0	NA
Cuthbert	2014	0	0	0	0	0	0	33	83	96	83	75	99	77	110	93	749	6	7	16.7
Anselmo	2019	0	0	0	0	0	0	0	0	0	0	0	5	121	264	241	631	0	0	NA
Kalueff	2014	0	0	0	0	0	0	17	38	39	59	70	81	94	113	94	605	11	11	0.0
He	2018	0	0	0	0	0	0	0	0	0	0	13	46	92	145	192	488	0	0	NA
Zhao	2017	0	0	0	0	0	0	0	0	0	11	70	93	107	119	120	520	0	0	NA
Khoury	2007	17	40	52	58	38	51	41	32	39	41	20	38	16	16	12	511	118	132	11.9
Glasgow	2012	0	0	0	0	5	30	34	35	40	52	47	54	70	57	52	476	30	150	400.0
Goodman	2011	0	0	0	13	42	47	31	46	38	37	35	51	39	50	39	468	0	0	NA
Vervliet	2013	0	0	0	0	0	0	24	44	42	43	50	61	46	60	53	423	7	7	0.0
Chen	2015	0	0	0	0	0	0	0	7	33	42	60	44	72	70	65	393	1	1	0.0
Tetzlaff	2011	0	0	0	9	28	38	38	54	41	44	42	25	27	26	25	397	8	8	0.0
Neuwelt	2011	0	0	0	13	48	42	28	32	36	30	39	33	26	32	29	388	29	29	0.0
Dodge	2006	15	12	16	17	19	28	25	25	16	30	32	27	42	37	32	373	0	0	NA
Catalano	2012	0	0	0	0	7	18	34	34	56	40	26	52	43	33	26	369	8	9	12.5
Byers	2015	0	0	0	0	0	0	0	7	30	39	30	50	44	71	61	332	0	0	NA
Lorito	2010	0	0	0	10	22	24	25	24	33	22	31	37	43	42	30	343	0	0	NA
Neuwelt	2008	14	24	14	24	25	29	23	35	18	30	25	23	22	24	13	343	30	30	0.0
Phillips	2014	0	0	0	0	0	0	3	16	23	35	36	45	49	70	52	329	14	14	0.0
Holzappel	2013	0	0	0	0	0	8	30	38	39	51	31	31	35	33	29	325	0	0	NA
Bossert	2013	0	0	0	0	0	1	19	53	36	53	34	38	36	31	17	318	7	7	0.0
Cicchetti	2009	0	4	14	30	29	24	34	30	20	24	25	24	18	18	20	314	4	4	0.0
Gillet	2011	0	0	0	0	11	19	20	28	32	36	31	41	37	25	25	305	6	6	0.0
Moore	2011	0	0	0	0	2	7	1	9	8	23	28	43	51	59	72	303	2	5	150.0
Rubio	2010	0	0	1	5	9	17	22	25	30	42	42	32	27	33	20	305	101	108	6.9
Collins	2011	0	0	0	16	51	62	39	31	21	23	21	13	16	9	7	309	60	62	3.3
Vendrell	2013	0	0	0	0	0	3	28	41	34	49	33	41	23	24	27	303	0	0	NA
Lee	2000	136	23	11	19	13	14	14	14	11	13	5	7	7	14	3	304	0	0	NA
Loeschner	2010	0	0	1	13	21	29	30	33	33	31	18	27	21	23	18	298	0	0	NA
Ivashkevich	2012	0	0	0	0	0	20	16	27	28	38	27	26	40	27	39	288	0	0	NA
Dong	2014	0	0	0	0	0	0	10	28	35	36	24	30	30	45	37	275	0	0	NA
Libby	2018	0	0	0	0	0	0	0	0	0	0	0	38	88	84	63	273	0	0	NA
Archer	2000	148	18	14	16	23	12	10	9	10	5	7	2	4	4	3	285	0	0	NA
DiBona	2010	0	0	6	14	32	38	48	26	22	25	15	14	14	16	10	280	0	0	NA
Ziemke	2010	0	0	12	38	37	38	24	25	12	17	16	10	11	13	18	271	0	0	NA
Maes	2008	0	11	18	26	16	22	23	19	20	26	16	29	22	14	12	274	1	1	0.0
Curtin	2013	0	0	0	0	0	5	22	41	32	39	20	27	29	29	24	268	0	0	NA
Griner	2014	0	0	0	0	0	0	15	28	37	38	42	31	25	30	20	266	3	3	0.0
Braithwaite	2018	0	0	0	0	0	0	0	0	0	0	7	45	61	68	69	250	4	56	1300.0
Garg	2015	0	0	0	0	0	0	0	0	22	34	41	32	48	31	39	247	0	0	NA

Figure 4. Annual overall citations for top-50 most cited publications in the translational science network.

the degree of relatedness as seen in citations of the literature between the two fields.

Overall, when publications from the translational science and implementation science literature were merged within a combined directed citation network map, we found shared citation links between fields, but were still able to identify two groupings of publications, one derived from translational science keywords and one from implementation science keywords (Fig. 3). Our results demonstrated mostly small percentage increases in citation linkages among (1) commonly cited articles and (2) when combining the individual literature in translational and

implementation science to create a combined directed citation network map (<4%). However, there were cases of commonly cited publications with greater increases in the percentage of linkages across fields, some with percent increases in citation links over 100% ([24,28,31,32,42–44,46].

We interpret these findings to suggest there is modest bibliographic overlap between the fields based on authors citing each other.

There are two clear examples of publications that are highly cited in the combined directed citation network map that arise from the literature in both translational science and

Publications		Citations															Links within each network			
Author	Year	<2009	2009	2010	2011	2012	2013	2014	2015	2016	2017	2018	2019	2020	2021	2022	Total	IS Links	Comb- ined TS/IS Links	Increase
Damschroder	2009	0	2	17	51	67	118	185	261	351	436	537	737	891	1041	1105	5799	1277	1299	1.7
Palinkas	2015	0	0	0	0	0	0	1	16	36	102	214	402	574	728	877	2950	67	67	0.0
Proctor	2011	0	0	0	8	20	33	69	77	109	149	209	321	443	545	636	2619	561	567	1.1
Graham	2006	50	63	87	114	124	140	144	176	161	153	223	235	256	284	234	2444	969	986	1.8
Cane	2012	0	0	0	0	4	31	49	76	117	127	193	274	280	382	389	1922	243	245	0.8
Curran	2012	0	0	0	0	7	25	34	53	57	102	147	211	283	329	358	1606	405	416	2.7
Nilsen	2015	0	0	0	0	0	0	0	11	52	129	187	242	291	308	328	1548	491	497	1.2
Powell	2015	0	0	0	0	0	0	0	6	38	68	114	189	257	331	398	1401	422	425	0.7
Morris	2011	0	0	0	0	8	8	28	37	67	108	138	177	214	267	216	1268	187	233	24.6
Grimshaw	2012	0	0	0	0	3	44	96	129	125	142	147	153	128	151	132	1250	400	408	2.0
Cooper	1990	421	62	74	64	78	63	70	67	62	50	56	56	47	40	51	1261	8	8	0.0
Proctor	2009	0	2	13	27	41	49	81	54	69	81	82	116	110	120	98	943	229	235	2.6
Thorne	2016	0	0	2	0	0	0	1	0	3	18	74	134	176	226	223	857	7	7	0.0
Warburton	2017	0	0	0	0	0	0	0	0	0	2	20	89	184	259	271	825	6	6	0.0
Ferrer	2014	0	0	0	0	0	0	16	62	80	105	94	110	141	116	109	833	1	1	0.0
Spillane	2002	56	27	21	31	35	40	44	49	60	57	65	90	85	81	57	798	16	16	0.0
Tabak	2012	0	0	0	0	2	15	28	60	56	75	84	104	132	87	69	712	279	290	3.9
Proctor	2013	0	0	0	0	0	0	8	31	27	48	86	74	47	144	207	672	235	238	1.3
Cargo	2008	0	14	22	23	34	36	35	48	43	45	45	58	52	57	58	570	42	53	26.2
Eccles	2005	60	36	37	26	37	34	42	34	38	33	26	34	38	41	28	544	111	114	2.7
Palinkas	2011	0	0	0	6	12	20	22	29	32	31	47	62	70	85	90	506	112	116	3.6
Powell	2012	0	0	0	0	4	20	22	35	37	48	54	62	69	74	69	494	148	149	0.7
Meyers	2012	0	0	0	0	1	7	27	29	39	46	60	56	84	70	64	483	111	117	5.4
Kitson	2013	0	0	0	0	0	6	14	28	48	57	72	77	78	65	46	491	4	4	0.0
Weiner	2017	0	0	0	0	0	0	0	0	0	1	9	35	57	119	207	428	81	83	2.5
Glasgow	2012	0	0	0	0	5	30	34	35	40	52	47	54	70	57	52	476	130	150	15.4
Grimshaw	2006	32	31	41	49	39	35	46	47	27	28	25	29	17	13	13	472	82	82	0.0
Glisson	2008	3	20	21	26	41	37	43	24	39	43	46	36	32	13	14	438	45	47	4.4
Ergina	2009	0	2	19	26	33	36	44	30	36	28	34	42	25	42	32	429	4	5	25.0
Davis	2003	117	37	24	24	28	34	27	22	22	18	10	21	21	19	7	431	162	170	4.9
Mensah	2017	0	0	0	0	0	0	0	0	0	5	41	54	77	108	94	379	1	1	0.0
Duckworth	2015	0	0	0	0	0	0	0	3	27	42	59	73	56	65	56	381	0	0	NA
Cook	2013	0	0	0	0	0	11	22	17	27	42	36	66	55	59	37	372	33	33	0.0
Pfadenhauer	2017	0	0	0	0	0	0	0	0	0	7	33	51	68	79	83	321	66	66	0.0
Stetler	2006	22	8	11	12	16	17	20	21	18	25	30	32	36	36	24	328	77	79	2.6
Straus	2009	0	1	18	19	23	18	21	23	16	27	27	26	24	45	34	322	198	203	2.5
Rabin	2008	2	6	5	12	13	19	21	33	24	27	35	27	34	44	30	332	109	111	1.8
Rycroft-Malone	2012	0	0	0	0	1	11	12	16	20	31	28	39	34	53	61	306	17	17	0.0
McGaghie	2014	0	0	0	0	0	0	1	24	27	30	43	50	52	44	44	315	4	10	150.0
Straus,	2013	0	0	0	0	0	2	8	25	26	24	32	35	34	49	63	298	0	0	NA
Greenhalgh	2011	0	0	0	1	3	21	19	40	33	39	36	40	31	24	17	304	128	128	0.0
Kirk	2016	0	0	0	0	0	0	0	0	1	9	17	37	50	65	99	278	121	122	0.8
Hanney	2015	51	17	8	14	9	6	10	17	19	18	27	22	22	30	26	296	57	58	1.8
Waltz	2015	0	0	0	0	0	0	0	0	11	25	22	36	48	57	77	276	100	101	1.0
Baskerville	2012	0	0	0	0	3	15	21	28	17	30	34	41	38	29	31	287	49	50	2.0
Mdege	2011	0	0	0	0	9	13	19	45	40	35	29	30	33	18	21	292	18	18	0.0
Hawe	2015	0	0	0	0	0	0	0	5	26	21	32	56	52	50	33	275	23	24	4.3
Moritz	2007	7	14	13	18	17	16	22	14	16	14	25	25	24	21	30	276	0	1	NA
Gagliardi	2011	0	0	0	6	16	24	17	32	24	25	20	33	23	27	25	272	39	39	0.0
Damschroder	2013	0	0	0	0	0	2	9	15	17	22	22	21	28	57	62	255	103	104	1.0

Figure 5. Annual overall citations for the top 50 most-cited publications in the implementation science network.

implementation science. Harris et al. 2009 [24] is a centralized node in the combined directed citation network map that discusses the REDCap tool used in implementation and translational science research. REDCap is an example of how a tool, methodology, or framework that is highly relevant for translational research is also highly relevant for implementation research.

A second publication that is well cited in translational science and implementation science is Morris et al. [32]. This is a top cited publication in both fields. The title, “The answer is 17 years, but what is the question: understanding time lags in translational

research,” directly pertains to translational research but references the 17-year gap, which clearly emphasizes implementation science. In contrast to the REDCap article, which addresses a widely recognized tool used across numerous scientific disciplines, we find that Morris et al. [32] conceptually links fields and highlights shared concerns across translational science and implementation science. While Harris et al. [23], Morris et al. [32], and six other publications [28,31,42–44,46] from among the top 50 cited publications in each separate scientific field demonstrated a large increase in citations among the combined citation network

(>100% increase), many publications do not share any citation links between fields: 76% of the top 50 cited publications in translational science and 36% of the top 50 cited publications in the implementation science network reported no increases in citations when combined (this includes articles with no original linkages within their own networks)

Finally, the comparison of the separate heat maps and citation networks provided additional information on the state of these fields for consideration. Implementation science publications were more interconnected than were translational science publications based on (1) how many publications cited each other within each field and (2) how many shared links there were between fields: (1) 82.2% of publications in the implementation science directed citation network map cited each other ($n = 5,754$ publications from a pool of 7,003) compared to only 38.6% of publications from the translational science directed citation network map ($n = 2,360$ publications from a pool of 6,111). (2) Implementation science publications shared over five times as many citation links as translational science publications ($n = 25,367$ implementation science links; $n = 4,894$ translational science links). One possible explanation for fewer connections within the translational science citation network may be the wide range of research that falls within translational research. Less interconnectedness in translational science, compared to implementation science, may also be explained by Van der Laan et al [50], who states it is misleading to label all translational activities as one field, because “it suggests that it would suffice to perform and stimulate one type of research” to accomplish all translational aims. In contrast, implementation science in general has dealt with the later stages of research in the translational research spectrum and therefore may be expected to have a more interlinked literature.

In summary, this study adds to what is known about the literature on the inter-relatedness of citations in translational and implementation sciences [10]. We see room for growth between shared citation links in the academic literature of translational science and implementation science to align the fields together more strategically [49].

Implications

Our study brings into question what a successful benchmark would be to represent useful integration between translational and implementation sciences based on directed citation network analysis. Unlike a methodology such as a meta-analysis that can estimate the strength of an association [51], we do not expect to see 100% increases in citations across every publication, as translational science and implementation science are not identical fields. Further, there will always be literature that is critical to advance specific research topics but is less relevant to the overall fields of translation and implementation, such as “Exosome Theranostics: Biology and Translational Medicine” [52], the 15th most cited publication in our translational science literature search. However, highlighting publications that are highly cited in both search pools and identifying publications that could be applicable across fields to share tools and lessons learned could help bridge important gaps and keep the fields from developing in academic isolation.

With the July 2021 release of funding award PAR-21-293, which requires all CTSA hubs to actively engage in implementation activities, among others, this publication is timely. We believe that enhanced collaboration between translational science and implementation science can increase the efficiency of these fields to develop and translate health healthcare innovations into practice.

Expanded integration of implementation science within CTSA hubs is one critical step to help accomplish this mission, in line with the recommendation by Leppin et al [49] that implementation science should be an integral sub-science of translational science [8]. Guided by Mehta et al [8], we reinforce and expand upon three recommendations made by Hwang et al [53] to advance the mission of the CTSA program using implementation science:

1. *Integrate implementation methods and designs into CTSA hubs' existing processes that support translational research.* Our study highlights key publications of interest in implementation science that could provide opportunities for integration within translational science, including work that outlines common implementation theories, models, and frameworks [25,36,54–57]; assists in the selection and use of these in practice [38,58]; provides considerations for research design and methodology in the field [35,37,59,60] [44]; and highlights outcome and evaluation metrics [27,61–63]. Publications providing information on implementation strategies and how to select them are also available for integration into CTSA hubs [39,64–66]. This literature can assist CTSA hubs to find and utilize tools from implementation science more easily.
2. *Lead the advancement of implementation science through collaboration.* Hwang et al [53] focus on collaboration of implementation scientists with other NIH institutes. We also acknowledge the need for partnerships across disciplines, institutes, and stakeholders to maximize the usefulness of implementation science in CTSA hubs [8,53,67]. Implementation publications focused on specific clinical application areas can assist with partnerships in specific areas, for example, mental health services [68,69] or education [61,70]. Lessons learned in participatory research [71,72] may assist in collaboration across institutions and provide assistance on centering patients and end-use stakeholders in translational research. Publications across both fields also provide different perspectives to navigate shared challenges, such as complexity [42,73,74].
3. *Provide training in implementation science.* Top cited literature in implementation science provides key background knowledge and training for audiences new to implementation science. Publications by Straus et al. [75] and Rabin et al. [16] define common terminology in implementation science, providing key foundational concepts. Additional publications provide guidance for specific goals, such as improving guideline use [57] or policy implementation [76]. Training in translational research [23] can be modified to incorporate implementation science. One particular opportunity for integration may be the provision of implementation science seminars for KL2 scholars run by CTSA hubs, which currently happens at some universities.

Limitations

Our study results are limited to publications we obtained from a Web of Science search for titles, keywords, or Keywords Plus that represent terms commonly associated within translational science and implementation science. In our initial search, we did not include the term “research” in any search terms. However, we found that many scholars have previously used “research” and “science” interchangeably and that it was necessary to include the

terminology for “translational research” and “implementation research” to obtain a wide breadth of articles that also discuss science. Other publications in these fields may not include our search terms in their titles, keywords, or Keywords Plus and may have been excluded. Further, we conducted our review based on search terms from previous scholars, but misclassification of articles may still have occurred due to inconsistent use of terminology and imperfect search filters in implementation and translational sciences [16,77]. Publications that are not indexed in Web of Science would not have been obtained in our literature search, potentially excluding pertinent literature of interest. Our study was subject to a limitation that impacts all bibliographic research, i.e. citation network “lag,” in which newer publications have less time to accumulate citations. In addition to lags, a lack of normalization of citation data can lead to bias; this is particularly true for the heat maps assessing the most-cited literature overall within each field. The directed citation networks in our study used a normalization method to help correct for these issues as a preliminary start, but future research could expand this work with more advanced techniques that involve indirect citations and bibliographic coupling [78], or new metrics like *weighted direct citations* that integrate direct citations with references and co-citations [79]. Within VosViewer, we were limited to use the “largest component” for analysis within our networks, and future work would benefit from the “main component” to address the boundary specification issue in network studies. Despite these potential limitations, this study provided an initial and novel visual manner to assess citation overlap between the fields of implementation science and translational along with a quantifiable perspective of how the academic disciplines intersect in the literature.

Conclusions

Translational science and implementation science are two disciplines that aim to integrate scientific findings into healthcare and public health. As our findings show, the disciplines overlap bibliographically across some publications, with opportunities to increase citation links across fields. Our network analysis reinforces the established notion that translational science and implementation science are conceptually integrated and that there is continued opportunity for collaboration between authors in the two fields. Future research could also assess clustering of bibliographic directed citation network maps within these fields to explore connectedness, themes over time, and further leverage opportunities for collaboration. We hope this paper provides a continued platform to support bibliographic integration of the two fields, shares resources to further this effort, and advances collaboration to subsequently improve clinical practice and the public’s health.

Supplementary material. The supplementary material for this article can be found at <https://doi.org/10.1017/cts.2025.11>.

Author contributions. Dr Andrew Quanbeck is the senior author and conceptualized the overall paper, provided background information and key considerations for the discussion, and conducted substantial revisions. Dr Rose Hennessy Garza is the first author and conducted the data analysis, wrote the main body of the paper, and led paper revisions. Dr Jane Mahoney provided initial feedback to the original paper contribution, provided key insights into the background and interpretation of findings in the discussion, and thoroughly reviewed and revised the original manuscript and revisions. Morgan Burns

created data figures and assisted with references, citations, editing, and overall feedback on readability to improve the manuscript.

Funding statement. Dr Quanbeck, Dr Hennessy Garza, and Ms. Burns received indirect funding supported by 1R01DA047279-01 NIH/NIDA. Dr Mahoney and Dr Quanbeck received indirect funding support by 1UL1TR002373-01 NIH/NCATS. The authors received no direct financial support for the research and authorship of this article.

Competing interests. Andrew Quanbeck has a shareholder interest in CHES Mobile Health, a public benefit corporation that disseminates technology to the specialty addiction treatment system. Dr Quanbeck also provides consulting on implementation research through the nonprofit NIATx Foundation. These relationships between the author and CHES Mobile Health are managed by the authors and the University of Wisconsin–Madison’s Conflict of Interest Committee. All other authors declare they have no competing interests.

Disclosure. Dr Quanbeck, Dr Hennessy Garza, and Ms. Burns received indirect funding supported by 1R01DA047279-01 NIH/NIDA. Dr Mahoney and Dr Quanbeck received indirect funding support by 1UL1TR002373-01 NIH/NCATS. The authors received no direct financial support for the research and authorship of this article. Andrew Quanbeck has a shareholder interest in CHES Mobile Health, a public benefit corporation that disseminates technology to the specialty addiction treatment system. Dr Quanbeck also provides consulting on implementation research through the nonprofit NIATx Foundation. These relationships between the author and CHES Mobile Health are managed by the authors and the University of Wisconsin–Madison’s Conflict of Interest Committee. All other authors declare they have no competing interests.

References

1. Austin CP. Translating translation. *Nat Rev Drug Discov.* 2018;17(7):455–456.
2. National Institutes of Health. PAR 18-007 dissemination and implementation research in health. FAO. 2007, (<https://grants.nih.gov/grants/guide/pa-files/PAR-18-007.html>) Accessed March 19, 2025.
3. Eccles MP, Mittman BS. Welcome to implementation science. *Implement Sci.* 2006;1(1):1.
4. Translational Science Spectrum. National center for advancing translational sciences. 2015, (<https://ncats.nih.gov/translation/spectrum>).
5. Sung NS. Central challenges facing the national clinical research enterprise. *JAMA.* 2003;289(10):1278.
6. US Department of Health and Human Services. Strategic plan: Fiscal years 2010–2015. 2010.
7. Bennett NM, Orlando E, Meissner P. Linking dissemination and implementation science to Learning Health Systems: Opportunities for Clinical and Translational Science Award institutions. *J Clin Transl Sci.* 2020;4(3):176–179.
8. Mehta TG, Mahoney J, Leppin AL, *et al.* Integrating dissemination and implementation sciences within clinical and translational science award programs to advance translational research: recommendations to national and local leaders. *J Clin Transl Sci.* Cambridge University Press, 2021;5(1):1–7. Published online: 2021.
9. Advancing Dissemination and Implementation Sciences in CTSA: A Working Group | clic. [cited December 27, 2021]. (<https://clic-cts.org/groups/advancing-dissemination-and-implementation-sciences-ctsas-working-group>). 2021.
10. Stevens KR, Tobin JN. Introduction to the JCTS special issue on Dissemination and Implementation Sciences. *J Clin Transl Sci.* 2020;4(3):149–151.
11. Department of Health and Human Services. PAR-21-293: Clinical and translational science award (UM1 clinical trial optional). (<https://grants.nih.gov/grants/guide/pa-files/PAR-21-293.html>), [cited December 22, 2021]. 2021.
12. McKibbin KA, Lokker C, Wilczynski NL, *et al.* A cross-sectional study of the number and frequency of terms used to refer to knowledge translation in a body of health literature in 2006: a tower of Babel? *Implement Sci.* 2010;5(1):16.

13. Fort DG, Herr TM, Shaw PL, Gutzman KE, Starren JB. Mapping the evolving definitions of translational research. *J Clin Transl Sci*. 2017;1(1):60–66.
14. Davis R, D'Lima D. Building capacity in dissemination and implementation science: a systematic review of the academic literature on teaching and training initiatives. *Implement Sci*. 2020;15(1):97.
15. KeyWords Plus Generation, Creation, and Changes. (https://support.clarivate.com/ScientificandAcademicResearch/s/article/KeyWords-Plus-generation-creation-and-changes?language=en_US), [cited December 23, 2021]. 2021.
16. Rabin BA, Brownson RC, Haire-Joshy D, Kreuter MW, Weaver NL. A glossary for dissemination and implementation research in health. *J Public Health Manag Pract*. 2008;14(2):117–123.
17. van Eck NJ, Waltman L. VOSviewer Manual, 2021: 1–54.
18. van Eck NJ, Waltman L. How to normalize cooccurrence data? An analysis of some well-known similarity measures. *J Am Soc Inf Sci Tec*. 2009;60(8):1635–1651.
19. Dupin-Bryant PA, Olsen DH. Business intelligence, analytics and data visualization: a heat map project tutorial. *Int J Manag Inf Syst*. 2014;18(3):185–200.
20. Nandeshwar A. Tableau data visualization cookbook. Packt Publishing, 2013: 1–172. Published online: 2013.
21. Van Eck NJ, Waltman L. Citation-based clustering of publications using citNetExplorer and VOSviewer | scientometrics. *Scientometrics*. 2017;111(2):1053–1070.
22. Khoury MJ, Gwinn M, Yoon PW, Dowling N, Moore CA, Bradley L. The continuum of translation research in genomic medicine: how can we accelerate the appropriate integration of human genome discoveries into health care and disease prevention? *Genet Med*. 2007;9(10):665–674.
23. Rubio DM, Schoenbaum EE, Lee LS, et al. Defining translational research: implications for training. *Acad Med*. 2010;85(3):470–475.
24. Harris PA, Taylor R, Thielke R, Payne J, Gonzalez N, Conde JG. Research electronic data capture (REDCap)—a metadata-driven methodology and workflow process for providing translational research informatics support. *J Biomed Inform*. 2009;42(2):377–381.
25. Damschroder LJ, Aron DC, Keith RE, Kirsh SR, Alexander JA, Lowery JC. Fostering implementation of health services research findings into practice: a consolidated framework for advancing implementation science. *Implement Sci*. 2009;4(1):50.
26. Graham ID, Logan J, Harrison MB, et al. Lost in knowledge translation: time for a map? *J Contin Educ Health Prof*. 2006;26(1):13–24.
27. Proctor E, Silmere H, Raghavan R, et al. Outcomes for implementation research: conceptual distinctions, measurement challenges, and research agenda. *Adm Policy Ment Hlth*. 2011;38(2):65–76.
28. Harris PA, Taylor R, Minor BL, et al. The REDCap consortium: building an international community of software platform partners. *J Biomed Inform*. 2019;95:103208.
29. Seok J, Warren H, Cuenca A, et al. Genomic responses in mouse models poorly mimic human inflammatory diseases. *P Natl Acad Sci Usa*. 2013;110(9):3507–3512.
30. Hooijmans C, Rovers M, de Vries R, Leenaars M, Ritskes-Hoitinga M, Langendam M. SYRCLE's risk of bias tool for animal studies. *Bmc Med Res Methodol*. 2014;14(43):1–9.
31. Bellg A, Borrelli B, Resnick B, et al. Enhancing treatment fidelity in health behavior change studies: best practices and recommendations from the NIH behavior change consortium. *Health Psychol*. 2004;23(5):443–451.
32. Morris ZS, Wooding S, Grant J. The answer is 17 years, what is the question: understanding time lags in translational research. *J Roy Soc Med*. 2011;104(12):510–520.
33. Meyer-Lindenberg A, Domes G, Kirsch P, Heinrichs M. Oxytocin and vasopressin in the human brain: social neuropeptides for translational medicine. *Nat Rev Neurosci*. 2011;12(9):524–538.
34. Workman P, Aboagye E, Balkwill F, et al. Guidelines for the welfare and use of animals in cancer research. *Brit J Cancer*. 2010;102(11):1555–1577.
35. Palinkas LA, Horwitz SM, Green CA, Wisdom JP, Duan N, Hoagwood K. Purposeful sampling for qualitative data collection and analysis in mixed method implementation research. *Adm Policy Ment Health*. 2015;42(5):533–544.
36. Cane J, O'Connor D, Michie S. Validation of the theoretical domains framework for use in behaviour change and implementation research. *Implement Sci*. 2012;7(1):37.
37. Curran GM, Bauer M, Mittman B, Pyne JM, Stetler C. Effectiveness-implementation hybrid designs: combining elements of clinical effectiveness and implementation research to enhance public health impact. *Med Care*. 2012;50(3):217–226.
38. Nilsen P. Making sense of implementation theories, models and frameworks. *Implement Sci*. 2015;10(1):53.
39. Powell BJ, Waltz TJ, Chinman MJ, et al. A refined compilation of implementation strategies: results from the Expert Recommendations for Implementing Change (ERIC) project. *Implement Sci BioMed Central*. 2015;10(1):1–14. Implementation ScienceBioMed Central;
40. Grimshaw JM, Eccles MP, Lavis JN, Hill SJ, Squires JE. Knowledge translation of research findings. *Implement Sci*. 2012;7(1):1–17.
41. R. COOPER, R. ZMUD. Information technology implementation research - aa technological diffusion approach. *Management Sci*. 1990;36(2):123–139.
42. Braithwaite J, Churruarua K, Long JC, Ellis LA, Herkes J. When complexity science meets implementation science: a theoretical and empirical analysis of systems change. *Bmc Med*. 2018;16(1):63.
43. Glasgow RE, Vinson C, Chambers D, Khoury MJ, Kaplan RM, Hunter C. National institutes of health approaches to dissemination and implementation science: current and future directions. *Am J Public Health*. 2012;102(7):1274–1281.
44. Moore C, Carter R, Nietert P, Stewart P. Recommendations for Planning Pilot Studies in Clinical and Translational Research, *Clin Transl Sci*, 2011;4(5):332–337.
45. Moritz S, Woodward T. Metacognitive training in schizophrenia: from basic research to knowledge translation and intervention. *Curr Opin Psychiatr*. 2007;20(6):619–625.
46. McGaghie W, Issenberg S, Barsuk J, Wayne D. A critical review of simulation-based mastery learning with translational outcomes. *Med Educ*. 2014;48(4):375–385.
47. Llewellyn N, Carter DR, Rollins L, Nehl EJ. Charting the publication and citation impact of the NIH clinical and translational science awards (CTSA) program From 2006 Through 2016. *Acad Med*. 2018;93(8):1162–1170.
48. Field B, Booth A, Iltott I, Gerrish K. Using the knowledge to action framework in practice: a citation analysis and systematic review. *Implement Sci*. 2014;9(1):172.
49. Leppin AL, Mahoney JE, Stevens KR, et al. Situating dissemination and implementation sciences within and across the translational research spectrum. *J Clin Transl Sci*. 2020;4(3):152–158.
50. Van der Laan AL, Boenink M. Beyond bench and bedside: disentangling the concept of translational research, *Health Care Anal*, 2015;23(1):32–49.
51. Donthu N, Kumar S, Mukherjee D, Pandey N, Lim WM. How to conduct a bibliometric analysis: an overview and guidelines. *J Bus Res*. 2021;133:285–296.
52. He C, Zheng S, Luo Y, Wang B. Exosome theranostics: biology and translational medicine. *Theranostics*. 2018;8(1):237–255.
53. Hwang S, Birken SA, Melvin CL, Rohweder CL, Smith JD. Designs and methods for implementation research: advancing the mission of the CTS program. *J Clin Transl Sci*. 2020;4(3):159–167.
54. Kirk MA, Kelley C, Yankey N, Birken SA, Abadie B, Damschroder L. A systematic review of the use of the consolidated framework for implementation research. *Implement Sci*. 2016;11(1):72.
55. Meyers DC, Durlak JA, Wandersman A. The quality implementation framework: a synthesis of critical steps in the implementation process. *Am J Commun Psychol*. 2012;50(3-4):462–480.
56. Eccles M, Grimshaw J, Walker A, Johnston M, Pitts N. Changing the behavior of healthcare professionals: the use of theory in promoting the uptake of research findings. *J Clin Epidemiol*. 2005;58(2):107–112.
57. Gagliardi A, Brouwers M, Palda V, Lemieux-Charles L, Grimshaw J. How can we improve guideline use? A conceptual framework of implementability. *Implement Sci*. 2011;6(26):1–11.

58. **Tabak RG, Khoong EC, Chambers DA, Brownson RC.** Bridging research and practice: models for dissemination and implementation research. *Am J Prev Med.* 2012;**43**(3):337–350.
59. **Palinkas LA, Aarons GA, Horwitz S, Chamberlain P, Hurlburt M, Landsverk J.** Mixed method designs in implementation research. *Adm Policy Ment Hlth.* 2011;**38**(1):44–53.
60. **Mdege N, Man M, Taylor C, Torgerson D.** Systematic review of stepped wedge cluster randomized trials shows that design is particularly used to evaluate interventions during routine implementation. *J Clin Epidemiol.* 2011;**64**(9):936–948.
61. **Duckworth A, Yeager D.** Measurement matters: assessing personal qualities other than cognitive ability for educational purposes. *Educ Researcher.* 2015;**44**(4):237–251.
62. **Stetler CB, Legro MW, Wallace CM, et al.** The role of formative evaluation in implementation research and the QUERI experience. *Journal of General Internal Medicine.* 2006;**21**(2):S1–S8.
63. **Weiner B, Lewis C, Stanick C, et al.** Psychometric assessment of three newly developed implementation outcome measures. *Implement Sci.* 2017;**12**(108):1–12.
64. **Powell BJ, McMillen JC, Proctor EK, et al.** A Compilation of Strategies for Implementing Clinical Innovations in Health and Mental Health. *Med Care Res Rev.* 2012;**69**(2):123–157.
65. **Proctor E, Powell BJ, McMillen JC.** Implementation strategies: recommendations for specifying and reporting. *Implement Sci.* 2013;**8**(1):139.
66. **Waltz TJ, Powell BJ, Matthieu MM, et al.** Use of concept mapping to characterize relationships among implementation strategies and assess their feasibility and importance: results from the expert recommendations for implementing change (ERIC) study. *Implement Sci.* 2015;**10**(1):109.
67. **Guerrero EG, Hahn EE, Khachikian T, Chuang E, Brown AF, Workgroup the D and IS.** Interdisciplinary dissemination and implementation research to advance translational science: challenges and opportunities, *Journal of Clinical and Translational Science.* 2017;**1**(1). 67–72.
68. **Proctor E, Landsverk J, Aarons G, Chambers D, Glisson C, Mittman B.** Implementation research in mental health services: an emerging science with conceptual, methodological, and training challenges. *Adm Policy Ment Hlth.* 2009;**36**(1):24–34.
69. **Glisson C, Landsverk J, Schoenwald S, et al.** Assessing the organizational social context (OSC) of mental health services: implications for research and practice. *Adm Policy Ment Hlth.* 2008;**35**(1-2):98–113.
70. **Cook B, Odom S.** Evidence-based practices and implementation science in special education. *Except Children.* 2013;**79**(2):135–144.
71. **Cargo M, Mercer S.** The value and challenges of participatory research: strengthening its practice. *Annu Rev Publ Health.* 2008;**29**(1):325–350.
72. **Jull J, Giles A, Graham I.** Community-based participatory research and integrated knowledge translation: advancing the co-creation of knowledge. *Implement Sci.* 2017;**12**(150):1–9.
73. **Pfadenhauer L, Gerhardus A, Mozygemba K, et al.** Making sense of complexity in context and implementation: the context and implementation of complex interventions (CICI) framework. *Implement Sci.* 2017;**12**(21):1–17.
74. **Hawe P.** Lessons from complex interventions to improve health. In: Fielding J, ed. *Annual Review Of Public Health*, vol **36**, 2015:307–323.
75. **Straus S, Tetroe J, Graham I.** Defining knowledge translation. *Can Med Assoc J.* 2009;**181**(3-4):165–168.
76. **Spillane J, Reiser B, Reimer T.** Policy implementation and cognition: reframing and refocusing implementation research. *Rev Educ Res.* 2002;**72**(3):387–431.
77. **McKibbon KA, Lokker C, Wilczynski NL, et al.** Search filters can find some but not all knowledge translation articles in MEDLINE: an analytic survey. *J Clin Epidemiol.* 2012;**65**(6):651–659.
78. **Von Wartburg I, Teichert T, Rost K.** Inventive progress measured by multi-stage patent citation analysis. *Research Policy, Elsevier.* 2005;**34**(10):1591–1607.
79. **Persson O.** Identifying research themes with weighted direct citation links. *J Informetr.* 2010;**4**(3):415–422.