

IMAGE GALLERY

Results of 2003 South African “SA Science Lens” Competition Announced

The South African Agency for Science and Technology Advancement (SAASTA) announced the winners of its 2003 science photography competition, SA Science Lens. This is South Africa’s only photography competition specifically aimed at illustrating and communicating the excitement and impact of science.


The competition was open to residents of South Africa. Entries were received

from professional and amateur photographers, communicators, students, teachers, and research scientists.

Images were submitted from various scientific disciplines, including biology, medicine, physics, astronomy, chemistry, technology, engineering, earth sciences, and mathematics. Shown here are the competition’s “highly recommended entries” relevant to the area of materials research.

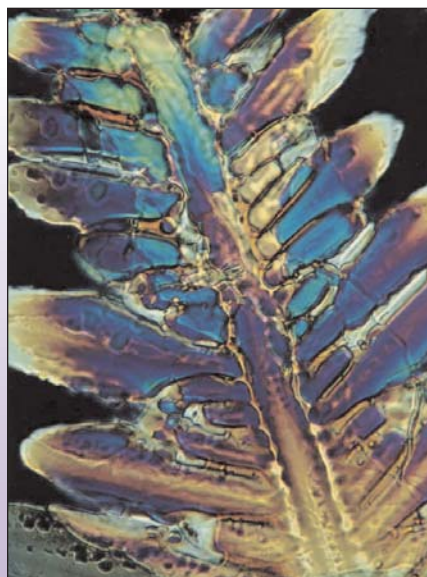
The **Science Close-Up** category encompasses aspects of science that cannot be seen with the naked eye and features images taken with macro lenses or using techniques such as microscopy. The **Science in Action** category captures science as it happens in the natural world. The **Science as Art** category illustrates the aesthetics of science.

Science Close-Up



Perfection
André Botha

Description: A silver sulfide crystal.



Blue Crystal
Jo van As

Description: A crystal formed by chance on a microscope slide stained with silver nitrate.


Science in Action



Spider Web Fantasy
Merryl Mary Riley

Description: The small imperfections in a spider web refract light in different ways. A polarizer emphasizes the colors. The remarkable precision of a tiny spider creates a marvel of engineering achievement, with the accurately placed threads coming together to create a formidable and relatively strong trap.

Science as Art



Beauty? Vision?
André Botha

Description: Golden islands on a carbon substrate.