

THE CANADIAN JOURNAL OF NEUROLOGICAL SCIENCES

LE JOURNAL CANADIEN DES SCIENCES NEUROLOGIQUES

Recent Progress: Supersensitivity of Central Neurons — A Brief Review of an Emerging Concept	<i>G. G. Yarbrough and J. W. Phillis</i>	147
The Effect of Feedback on Focal Epileptic Discharges in Man	<i>A. R. M. Upton and D. Longmire</i>	153
Alpha Methyl dopahydrazine as an Adjunct to Levodopa Therapy in Parkinson's Disease	<i>D. W. Paty, N. Jaatoul, A. Kertesz and W. McInnis</i>	169
Morphological Responses of Cerebral Tissues to Temporary Ischemia	<i>Ronald F. Dodson, Yukio Tagashira, Yasuo Kawamura and Lena Wai-Fong Chu</i>	173
The Effect of Diazepam on Pre-synaptic Inhibition in Patients with Complete and Incomplete Spinal Cord Lesions	<i>M. Verrier, S. Macleod and P. Ashby</i>	179
Analysis of 128 Patients with Angiogram in Acute Head Trauma	<i>M. P. Cinesi, J. D. R. Miller, M. Grace, T. N. Ayers</i>	185
Memory and Growth in the Superior Temporal Gyri	<i>E. J. Akesson, W. J. Dahlgren and J. B. Hyde</i>	191
The Nature of Primary Vocal Tremor	<i>V. C. Hachinski, I. V. Thomson and N. H. Buch</i>	195
Pituitary Melanocorticotrophinoma with Amyloid Deposition	<i>Juan M. Bilbao, Kalman Kovacs, Eva Horvath, Hubert P. Higgins and William J. Horsey</i>	199
Cucumber-Shaped and 35 nm Particles in Creutzfeldt-Jacob Disease	<i>Kirkan S. Horoupian and R. T. Ross</i>	203
Laying the Ghost of Muscles Versus Movements	<i>C. G. Phillips</i>	209


— Continued on page vi

NEUROSCIENCE SYMPOSIUM

MECHANISMS IN MOTOR CONTROL

LONDON, ONTARIO — JULY 1975

Let the Sandoz Medical Review
help you keep up-to-date
in your reading.



The first volume of the SANDOZ MEDICAL REVIEW is now ready for distribution as a complete unit – in its own “holder” box.

The inaugural volume contains four issues. Each issue deals with a subject closely related to your medical practice: atherosclerosis, metabolic changes in organic brain syndrome,

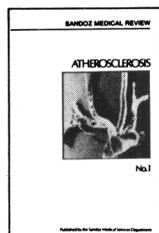
cerebral circulation and vasodilatation, and cerebral vascular accidents.

Because of the concise way in which it is written, organized, and presented, the SANDOZ MEDICAL REVIEW can save you a great deal of reading time – while still giving you all the essential information and the exact source.

You are invited to return the coupon for a complimentary volume of the Sandoz Medical Review.

The SANDOZ MEDICAL REVIEW represents the up-to-date thinking and findings of many of the world's leading researchers and clinicians.

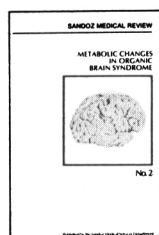
The answers to frequent questions about atherosclerosis, metabolic changes in organic brain syndrome, cerebral circulation and vasodilatation, and cerebral vascular accidents are clarified – more precisely – in the current volume of the SANDOZ MEDICAL REVIEW.



ATHEROSCLEROSIS

For example:


Is atherosclerosis usually the primary cause of mental deterioration in old age? _____ No



METABOLIC CHANGES IN ORGANIC BRAIN SYNDROME

For example:

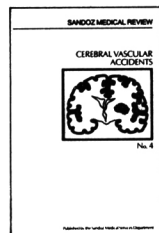
Does increased cerebral blood flow improve brain cell metabolism? _____ No



CEREBRAL CIRCULATION AND VASODILATATION

For example:

Do vasodilators improve brain cell metabolism? _____ No



CEREBRAL VASCULAR ACCIDENTS

For example:

Is vasospasm still considered a cause of cerebral infarction? _____ No

Each of these complicated subjects is presented in a way that will engage your interest. The main points in each issue are summarized on the back pages of each book and, of course, a complete bibliography is provided.



SANDOZ (CANADA) LIMITED, DORVAL, QUEBEC

MEDICAL SERVICES DEPARTMENT
SANDOZ (CANADA) LIMITED
P.O. BOX 385, DORVAL, QUEBEC

Please send me a complimentary copy of the Sandoz Medical Review (Volume 1)

Name _____
PLEASE PRINT

Address _____

City _____ Prov. _____

English version

French version

**Every leading
pharmaceutical
house has its
own claim to
fame.**

**OURS IS
HEADACHE
THERAPY.**



SANDOZ

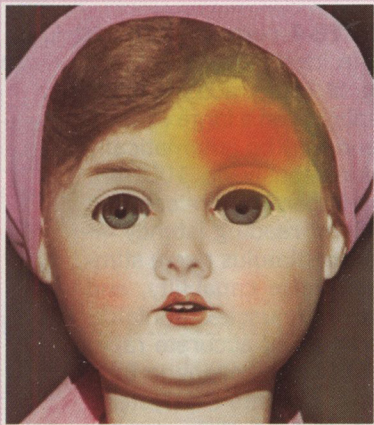
Medication for every type of headache.

Vascular headaches

of the migraine type

☐ **CAFERGOT®** tablets
 ☐ **GYNERGEN®** tablets
 and injections

**CLASSIC, COMMON,
 OR CLUSTER
 MIGRAINE**



◇ **CAFERGOT®-PB**
 tablets and
 suppositories

**CLASSIC, COMMON,
 OR CLUSTER
 MIGRAINE**
 (accompanied by nervous
 tension, nausea and vomiting)



☐ **SANSERT®** tablets


**PROPHYLACTIC
 TREATMENT OF
 FREQUENT, RECURRING
 MIGRAINE HEADACHES**



Non-vascular headaches

◇ **FIORINAL®** and
 Ⓝ **FIORINAL® -C**
 tablets or capsules

**MUSCLE CONTRACTION
 HEADACHE**
 (tension headache)



◇ **FIORINAL®** and
 Ⓝ **FIORINAL® -C**
 tablets or capsules

**ALL OTHER NON-
 VASCULAR HEADACHES**
 (headaches associated with
 dysmenorrhea, sinusitis, febrile
 diseases, cold and grippe,
 overeating, hangover, etc.)



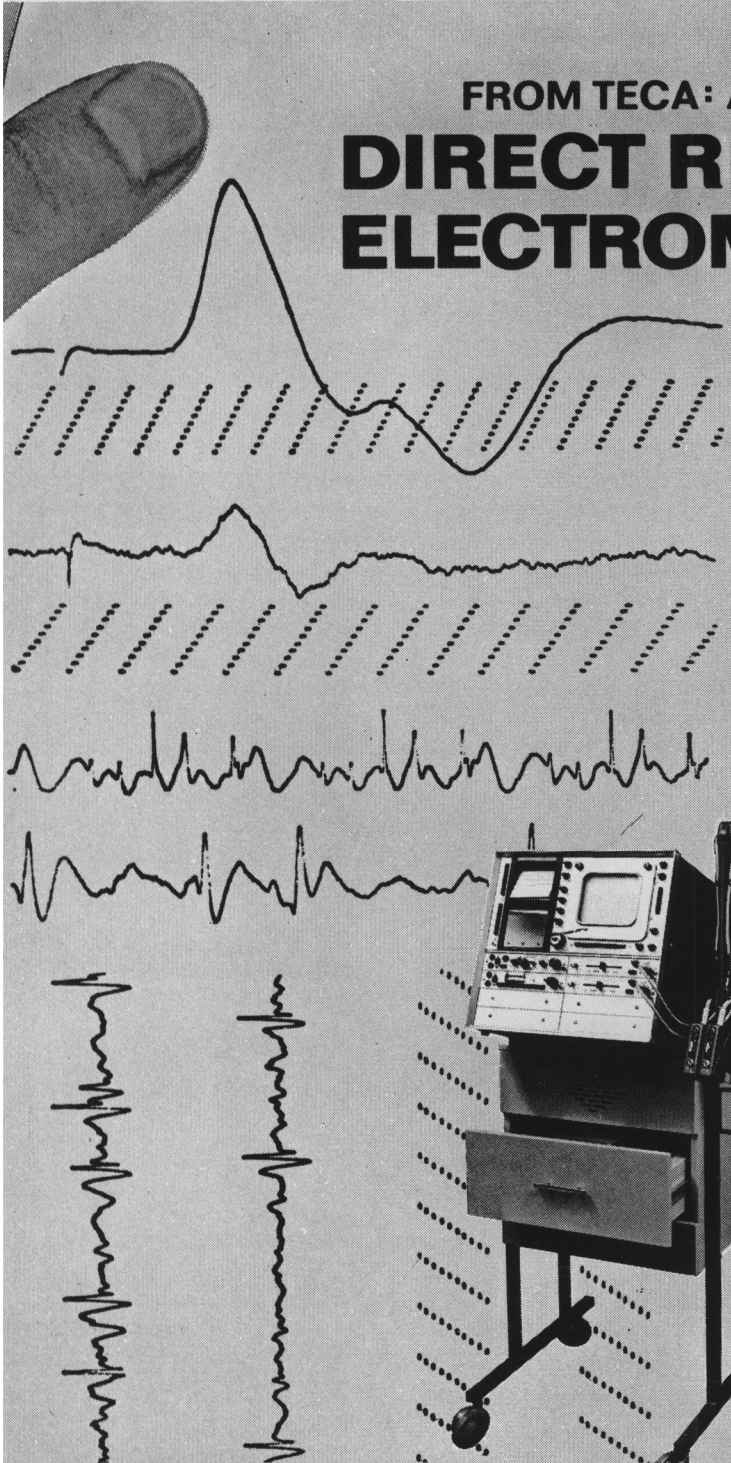
*Full product information
 is available upon request.*

*Please write to the
 Medical Services Department
 of Sandoz (Canada) Limited,
 Dorval, Quebec
 for a complimentary copy
 of a book entitled
 "Headache Therapy" plus
 a chart giving the clinical
 characteristics of every
 kind of headache.*

*Doll: from the collection
 of Victoria Furniture Co.,
 Montreal, Que.*

SANDOZ

SANDOZ (CANADA) LIMITED, DORVAL, QUEBEC.



FROM TECA: A UNIQUE NEW DIRECT RECORDING ELECTROMYOGRAPH

Multiple, single sweep and continuous records appear rapidly on inexpensive 100 mm wide recording paper—without chemical processing—on the TECA Model TE-4 Direct Recording EMG—using a new inertialess recording method.

The new **TECA TE-4** permits, through modular plug-in design, one to four EMG channels. ■ Four traces of information are displayed on a large 7" cathode ray tube and may be automatically recorded simultaneously on 100 mm wide recording paper. ■ An electronic time ruler, a direct reading latency indicator, a delayed stimulus nerve stimulator with dual pulse capability, and a stabilized current muscle stimulator, permit a wide range of accurate rapid tests. ■ A two channel magnetic tape recorder is integrated into the System. ■ The TE-4 is of solid state design, making extensive use of integrated circuits. Modular plug-in construction simplifies service and permits easy expansion of capabilities by addition of modules listed. ■ Many of the above standard EMG features pioneered by TECA are further detailed in the TE-4 Specifications. Also included are new amplifier, stimulator, and System features and extended performance ranges offered. ■ Optional plug-ins: Evoked Potential Averager, Dual Pulse Train Stimulator, Signal Delay Unit (Delay Line), Integrator, Strain Gauge Amplifier.

PHOTOCOPY OF ACTUAL TRACING

TECA is an independent company concerned for the past 15 years with the development, production and maintenance of neuromuscular instrumentation and electrodes for clinical and research studies. TECA also offers a complete range of autoclavable electrodes.

GENIE AUDIO inc.

ELECTRO MEDICAL & ACOUSTIC INSTRUMENTS
1460 UNION AVENUE, MONTREAL 111, CANADA
PHONE: (514) 844-7122 CABLE: GENIODIO

TECA
CORPORATION

220 FERRIS AVE., WHITE PLAINS, N.Y.

THE CANADIAN JOURNAL OF NEUROLOGICAL SCIENCES LE JOURNAL CANADIEN DES SCIENCES NEUROLOGIQUES

Editorial Advisory Board

C. Miller Fisher
Boston

Wilder Penfield
Montreal

J. C. Richardson
Toronto

Donald B. Tower
Bethesda

Frank B. Walsh
Baltimore

Editorial Board

Murray L. Barr
London

Donald W. Baxter
Montreal

Claude Bertrand
Montreal

Guy Courtois
Montreal

A. M. House
St. John's

John G. Humphrey
Toronto

D. J. MacFadyen
Vancouver

Alan J. McComas
Hamilton

Douglas A. McGreal
Toronto

George Monckton
Edmonton

D. G. Montemurro
London

T. P. Morley
Toronto

Dwight Parkinson
Winnipeg

J. W. Phillis
Saskatoon

Louis J. Poirier
Quebec

T. B. Rasmussen
Montreal

Neil B. Rewcastle
Toronto

J. C. Szerb
Halifax

Margaret W. Thompson
Toronto

Leonhard S. Wolfe
Montreal

Editorial Assistants

Jane A. Johnston
Saskatoon

Leon R. Lapointe
Sherbrooke

Associate Editor

André Barbeau
Montreal

Editor

R. T. Ross
Winnipeg

THE EDITORIAL BOARD wishes to publish original work in the basic and clinical neurosciences on the understanding that it has not been and will not be published elsewhere. Review articles on timely subjects will be accepted. Manuscripts should be typed double spaced, on white paper. Each manuscript must include a summary of 100 to 150 words.

Papers will be accepted in French or English. All papers should be accompanied by a short résumé in the other language. The résumé translation will be done by the editorial board if requested.

Papers should be identified only by the full name of the author, or authors, and the name of the place in which the work was done.

ILLUSTRATIONS: Photographs should be unmounted on glossy paper and show magnification scale. They should be marked on the back with figure number, title of paper and name of author.

Diagrams should be in India ink and large enough to be informative after reduction.

All illustrations should be referred to as figures, numbered consecutively,

not included in the body of the text and all captions should be typed on a separate piece of paper.

Colored illustrations cannot usually be accepted unless the author is prepared to assist with the cost of reproduction.

REFERENCES to authors outside the context of the sentence should read (Name, Year). *i.e.* "However, a recent study (Bird and Iverson, 1975) showed a decreased, etc." Authors mentioned within the context of the sentence should read Name (Year). "*i.e.* . . . twenty years since Ecker and Reimenschender (1951) demonstrated, etc." References should be typed in alphabetical order on a separate sheet and include author's name, initials, year, title in full, publication in full, volume, first and last page, *i.e.* Isacson, P. (1967). Myxoviruses and autoimmunity. *Progress in Allergy*, 10, 256-292.

Textbook references should include name of text, author's name, page number, publisher and city.

REPRINTS: Fifty reprints will be supplied free if ordered when the galley proofs are returned. More may be ordered at a nominal charge. Correc-

tions and changes in the galley proofs, apart from printer's errors may be charged to the author.

SUBSCRIPTIONS: This journal is issued four times a year. The annual rate is \$20.00 (Canadian); Internes, Residents, Pre- and Post-Doctoral Students, \$10.00 per annum.

ADVERTISING: Enquiries regarding advertising space and rates should be directed to LEX LTD. VANCO PUBLICATIONS, 2 Tremont Crescent, Don Mills, Ontario M3B 2S1.

All communications, manuscripts, subscriptions, etc., should be sent to the Editor, at 1516 - 233 Kennedy St., Winnipeg, Canada R3C 3J5.

COPYRIGHT © 1975 by THE CANADIAN JOURNAL OF NEUROLOGICAL SCIENCES INC. No part of this journal may be reproduced in any form without the prior permission of The Canadian Journal of Neurological Sciences.

Printed by The Public Press Limited, 1760 Ellice Avenue, WINNIPEG, Manitoba R3H 0B6.


Mailed under second class registration number 3307. Postage paid at Winnipeg, Manitoba.


The Canadian Journal of Neurological Sciences gratefully acknowledges the support of
National Research Council Canada

Recent Progress: Supersensitivity of Central Neurons — A Brief Review of an Emerging Concept <i>G. G. Yarbrough and J. W. Phillis</i>	147
The Effect of Feedback on Focal Epileptic Discharges in Man <i>A. R. M. Upton and D. Longmire</i>	153
Alpha Methyldopahydrazine as an Adjunct to Levodopa Therapy in Parkinson's Disease <i>D. W. Paty, N. Jaatoul, A. Kertesz and W. McInnis</i>	169
Morphological Responses of Cerebral Tissues to Temporary Ischemia <i>Ronald F. Dodson, Yukio Tagashira, Yasuo Kawamura and Lena Wai-Fong Chu</i>	173
The Effect of Diazepam on Pre-synaptic Inhibition in Patients with Complete and Incomplete Spinal Cord Lesions — <i>M. Verrier, S. Macleod and P. Ashby</i>	179
Analysis of 128 Patients with Angiogram in Acute Head Trauma <i>M. P. Cinesi, J. D. R. Miller, M. Grace, T. N. Ayers</i>	185
Memory and Growth in the Superior Temporal Gyril <i>E. J. Akesson, W. J. Dahlgren and J. B. Hyde</i>	191
The Nature of Primary Vocal Tremor <i>V. C. Hachinski, I. V. Thomson and N. H. Buch</i>	195
Pituitary Melanocorticotrophinoma with Amyloid Deposition <i>Juan M. Bilbao, Kalman Kovacs, Eva Horvath, Hubert P. Higgins and William J. Horsey</i>	199
Cucumber-Shaped and 35 nm Particles in Creutzfeldt-Jacob Disease <i>Kirkan S. Horoupian and R. T. Ross</i>	203
Laying the Ghost of Muscles Versus Movements <i>C. G. Phillips</i>	209
NEUROSCIENCE SYMPOSIUM: MECHANISMS IN MOTOR CONTROL	219
Opening Remarks <i>V. B. Brooks</i>	221
Clinical Problems of Motor System Disease <i>J. C. Richardson</i>	223
Central Mechanisms of Tremor in Some Feline and Primate Modes <i>Y. Lamarre, A. J. Joffroy, M. Dumont, C. DeMontigny, F. Grou and J. P. Lund</i>	227
Principles Underlying New Methods for Chronic Neural Recording <i>R. B. Stein, D. Charles, L. Davis, J. Jhamandas, A. Mannard and T. R. Nichols</i>	235
The Effects of Motor Cortical Stimulation on the Excitability of Spinal Motoneurons in Man <i>S. H. Milner-Brown, J. P. Girwin and W. F. Brown</i>	245
Physiopathology of Experimental Parkinsonism in the Monkey <i>Louis J. Poirier, Michel Fillion, Louis Larochelle and Jean-Claude Péchadre</i>	255
Roles of Cerebellum and Basal Ganglion in Initiation and Control of Movements <i>V. B. Brooks</i>	265
Physiological Basis of Cerebellar Dysmetria <i>John T. Murphy, Hon. C. Kwan, William A. MacKay and Yiu C. Wong</i>	279
Motor Responses to Sudden Limb Displacements in Primates with Specific CNS Lesions and in Human Patients with Motor System Disorders — <i>R. G. Lee and W. G. Tatton</i>	285
Why Transcortical Reflexes? <i>Mario Wiesendanger, Dieter G. Rüegg and Gregory E. Lucier</i>	295
Decorticate Spasticity: A Re-Examination Using Quantitative Assessment in the Primate <i>R. R. Tasker, F. Gentili, K. Sogabe, M. Shanlin and P. Hawrylyshyn</i>	303
Structural and Systems Approach to Central Representation of Motor Functions: Importance of State Dependent Reactions — <i>Herbert H. Jasper</i>	313
Programme — 10th Canadian Congress of Neurological Sciences — 10e Congres Canadien Des Sciences Neurologiques	321

In epilepsy
control of seizures is always
the prime consideration . . .

. . . but seizures
are only one manifestation
of the underlying condition.





New in epilepsy Tegretol®

carbamazepine

anticonvulsant

The first anticonvulsant providing reliable control of seizures plus alleviation of associated personality disorders.

An anticonvulsant second to none in its ability to control or reduce certain epileptic seizures.

Features a unique psychotropic effect manifested by a lightening of mood, regression of irritability and stabilization of disturbed behaviour.

By virtue of its dual action, may provide more comprehensive patient management.

The first major advance in epileptic therapy in over 20 years.^{1,2}

Well tolerated and non-habituating even in long-term therapy.

Rarely produces incapacitating drowsiness.

Does not cause hyperplasia of gingival mucosa, hypertrichosis or cerebellar ataxia.

Compatible with all other anticonvulsant therapy.

The drug of first choice in temporal lobe (psychomotor) epilepsy.³

Brief prescribing information Tegretol® 200mg Anticonvulsant

Properties

Tegretol has a proven anticonvulsant effect. In addition, Tegretol also has a distinct psychotropic effect, improving the mood and relieving irritability of the epileptic patient with associated behavioral or personality disturbances. Tegretol relieves or diminishes the pain associated with trigeminal neuralgia, usually within 24-48 hours.

Indications

1 Epilepsy

Temporal lobe (psychomotor) epilepsy, and as an adjunct in secondary epilepsy or partial epilepsy with complex symptoms or secondarily generalized seizures.

2 Neuralgia

Trigeminal neuralgia (tic douloureux), glossopharyngeal neuralgia.

Dosage

A gradual increasing schedule is recommended with adjustment to suit the needs of the individual. When Tegretol is added to, or substituted for, existing anticonvulsant therapy, the dosage of the other drug(s) should be gradually reduced.

Epilepsy

Initially 1/2-1 tablet (100 mg-200 mg) twice daily increasing over a period of 4-6 days until optimal control is achieved (usually with 3 tablets daily).

Trigeminal Neuralgia

Initially - 200 mg daily in divided doses of 100 mg (1/2 tablet), increasing by 200 mg (1 tablet) daily until pain relief is obtained. Dosage in excess of 4200 mg (6 tablets) daily is not recommended. All patients should be maintained on the minimum effective dose.

Adverse Reactions

Most frequently reported are: drowsiness, disturbances of accommodation, vertigo, dizziness and gastrointestinal disturbances. They usually occur only during initial phase of therapy and can be minimized, if not prevented, by starting treatment at a low dosage. Although rare, effects on the blood forming elements, skin, genitourinary and circulatory system have been reported. The most serious adverse reactions which may require discontinuation of therapy are the haematological including blood dyscrasias, the hepatic including jaundice, the dermatological, the neurological, the cardiovascular, the genito-urinary, the digestive, and the ocular. Miscellaneous including fever and chills, lymphadenopathy, aching joints and muscles, leg cramps and conjunctivitis.

Precautions

Careful clinical and laboratory supervision should be instituted prior to and maintained throughout treatment. Caution should be observed while treating patients with increased ocular pressure or urinary retention and also in patients with a history of coronary artery disease, organic heart disease or congestive failure. There is a possibility of agitation and confusion in the elderly or activating a latent psychosis.

Contraindications

Concomitant use of monoamine oxidase inhibitors (two weeks should elapse before Tegretol is prescribed for patients who have received MAOI drugs), first trimester of pregnancy, nursing mothers, patients with a history of hepatic disease or serious blood disorder, or known sensitivity to any tricyclic compound. Tegretol should not be given to women of child-bearing potential unless, in the opinion of the physician, the expected benefits to the patient outweigh the possible risk to the fetus.

Warnings

Although reported infrequently, serious adverse effects have been observed during the use of Tegretol. Agranulocytosis and aplastic anemia have occurred in a few instances with a fatal outcome. Leucopenia, thrombocytopenia and hepatocellular and cholestatic jaundice have also been reported. It is, therefore, important that Tegretol should be used carefully and close clinical and frequent laboratory supervision should be maintained throughout treatment in order to detect as early as possible signs and symptoms of a possible blood dyscrasia.

Treatment of Overdosage

No specific antidote.

Availability

Tegretol 200 mg.

Each round, white, single scored tablet with seal contains carbamazepine 200 mg, available in bottles of 50 and 500. Full information is available on request.

Geigy

Dorval 780, Que.