



LOOK AGAIN...

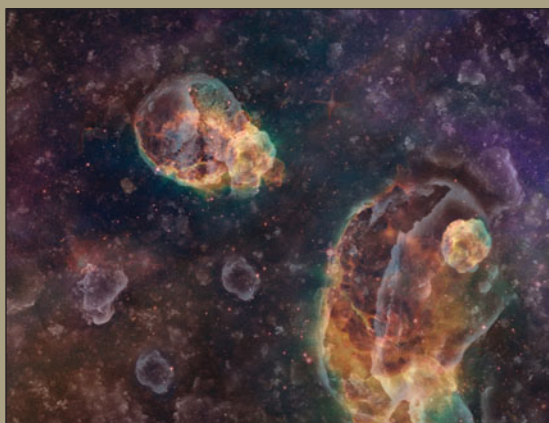
Just for Fun!

See if you can find the 8 differences in each set of images.

Carbon space nebula

Scanning electron microscope image of porous carbon spheres used as a platform for biofuel cell applications.


Nina Heidary, Institute of Chemistry, Technische Universität Berlin, Germany





Nano-peony flower

Zinc-oxide nanoflower structure synthesized by pulsed laser deposition.

Shang-Hsuan Wu, Research Center for Applied Sciences, Academia Sinica, Taipei, Taiwan



August 2016 answer key



Answers will be published in the December 2016 issue.

Images on the top were submitted to the Materials Research Society "Science as Art" competition. Images on the bottom were modified in Adobe Photoshop for this "Look Again" activity.