

Age and metallicity estimations in old stellar populations from Strömgren photometry

K. Rakos¹, J. Schombert² & A. Odell³

¹Institute for Astronomy, University of Wien

²Department of Physics, University of Oregon

³Department of Physics, Northern Arizona University

Abstract. We present a new technique to determine age and metallicity of old stellar populations (globular clusters and elliptical galaxies) using an iterative principal component analysis on narrow band (Strömgren) colors. Our technique is capable of reproducing globular cluster [Fe/H] values to 0.02 dex and CMD ages to 1.0 Gyrs. We also present preliminary results on the application of our technique to a sample of high mass, field ellipticals and low mass, cluster dwarf ellipticals. We confirm the results of earlier studies which find that globular clusters increase in metallicity with age and that age and metallicity increase with galaxy mass. However, we find that dwarf ellipticals deviate from the elliptical sequence by having little to no correlation between age and metallicity.

Keywords. techniques: photometric, galaxies: abundances, galaxies: evolution

1. Introduction

The two primary processes that determine the characteristics of a stellar population are its star formation history and its chemical evolution. For an actively star forming system, such as the disk of our Galaxy, these two processes are intertwined and will display a feedback loop as star formation continues and, thus, understanding an active system requires detailed HR diagrams and individual stellar spectroscopy. However, a simple stellar population (SSP), one formed in a single event from a single cloud of gas (e.g. a globular cluster), will have a fixed metallicity and age that may be derived from the color-magnitude diagram (CMD). A burst stellar population, i.e. one derived from an extended star formation event, will be composed of a combination of SSP's and the evolutionary processes are reflected into the population's age and metallicity by the luminosity weighted mean of the various SSP's. It is possible to characterize a burst population if the duration of the burst is short and distribution of metallicities is uniform (Renzini & Buzzoni 1986).

Early studies of composite stellar populations focused on broadband colors of spiral bulges and elliptical galaxies (Sandage & Visvanathan 1978, Tinsley 1980, Frogel 1985) and these datasets supported the hypothesis that red galaxies are composed, primarily, of old, metal-rich stellar populations under the burst hypothesis. Unfortunately, it was quickly realized that detailed interpretation of broadband colors with respect to age and metallicity are complicated by several factors. Foremost was the assumption that old stellar systems are composed of a uniform population in age and metallicity. It was soon demonstrated by population synthesis techniques (O'Connell 1980) that a young population quickly reddens to similar integrated colors as an old population and that the change in color is abrupt even while the differences in age may be quite large (greater than 5 Gyrs). In addition, it was identified through the use of stellar population models

that slight changes in age and metallicity operate in the same direction of spectroevolutionary parameter space (Worthey 1994). This coupling of age and metallicity (known as age-metallicity degeneracy, Worthey 1999) is due to competing contributions from main sequence turn-off stars (sensitive to age) and red giant branch (RGB) stars (sensitive to metallicity) near 5000Å. Filters that bracket this region of a galaxy's spectrum will require increasingly accurate values for metallicity to determine a unique age and vice-versa.

To avoid the age-metallicity degeneracy problems, a majority of recent stellar population studies have focused on the determination of age and metallicity through the use of various spectral signatures, such as H β for age (Kuntscher 2000, Trager *et al.* 2001). This approach provides a finer comparison to stellar population models, but requires assumptions about the relationship between metallicity indicators (e.g. Mg₂) and the [Fe/H] value of the population as reflected into the behavior of the red giant branch. In other words, spectral lines provide the value of that element's abundance, but what is really required is the temperature of the RGB which is a function of the total metallicity, Z . Varying ratios of individual elements to Z complicates the interpretation of line studies (Ferreiras, Charlot & Silk 1999). In addition, these techniques have limitations due to the required high S/N for the data that make them problematic for the study of high redshift systems.

An alternative approach to spectral line studies is to examine the shape of specific portions of a spectral energy distribution (SED) using narrow band filters centered on regions sensitive to the mean color of the RGB (metallicity) and the main sequence turnoff point (mean age) without the overlap that degrades broadband colors. The type of galaxy examined, for example stellar systems with ongoing star formation where a mix of different age populations may be present, will still limit this technique. However, for systems that have exhausted their gas supply many Gyrs ago (i.e. old and quiescent), it may be possible to resolve the underlying population with some simple assumptions on their star formation history and subsequent chemical evolution. Thus, we have the expectation, guided by the results of evolution models, that objects composed of SSPs or a composite of SSPs (e.g. ellipticals) present special circumstances where the age-metallicity degeneracy can be resolved and allow the study of the evolution of stellar populations.

In a series of earlier papers, we have examined the modified Strömgren uz, vz, bz, yz colors of globular clusters and used a combination of their colors and SED models to derive the mean age and metallicity of dwarf, bright and field ellipticals (Rakos *et al.* 2001, Odell, Schombert & Rakos 2002, Rakos & Schombert 2004). While spectroscopic data is superior for age and metallicity estimations in high S/N datasets, our goal has been to develop a photometric system that can be used for galaxies of low surface brightness and/or high redshift, where spectroscopy is impractical or impossible. In addition, we believe it is important to compare continuum based age and metallicity estimates to line indice estimates to expand the range of testable observables for our spectroevolutionary models.

Our past technique has been to relate the $vz - yz$ color index to mean metallicity, since the vz filter is centered on the absorption line region near 4100Å and the $bz - yz$ color index, whose filters are centered on continuum regions of the spectral energy curve, measures the mean stellar age. These results, as guided by comparison to multi-metallicity SED models, was crude since metallicity changes will move the effective temperature of the RGB and, thus, the continuum $bz - yz$ colors. In our more recent work, we have included photometry through the uz filter which provides an additional handle on age and metallicity effects to the other two color indices. In addition, we have applied a

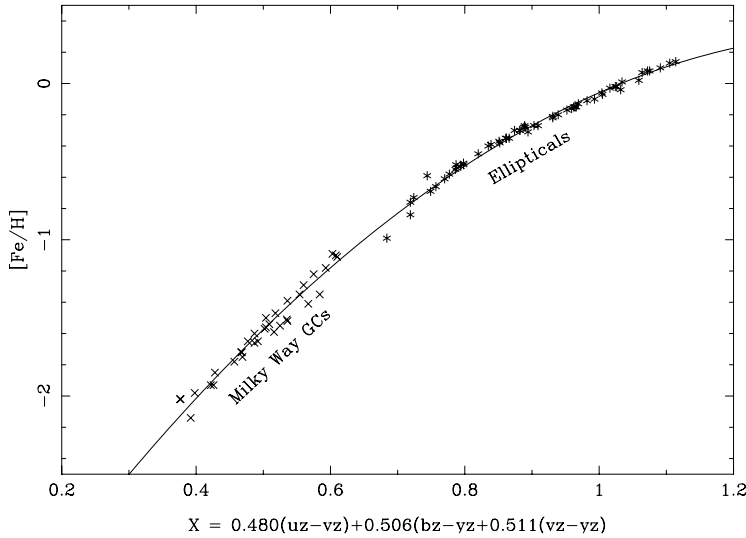


Figure 1. The mean metallicity of the globular cluster and elliptical samples as determined by the iterative technique versus the multi-color term that incorporates all of the PC terms. This figure demonstrates how the use of the full parameter space reduces the scatter in $[Fe/H]$. Also shown are the iterative results for a sample of dwarf and giant ellipticals in the Coma cluster with full $uvby$ photometry. The relationship become less linear for galaxies due to the fact that they are composed of a integrated population of SSP's. The low scatter indicates that metallicity is the primary driver of galaxy color (see also Smolcic *et al.* 2004).

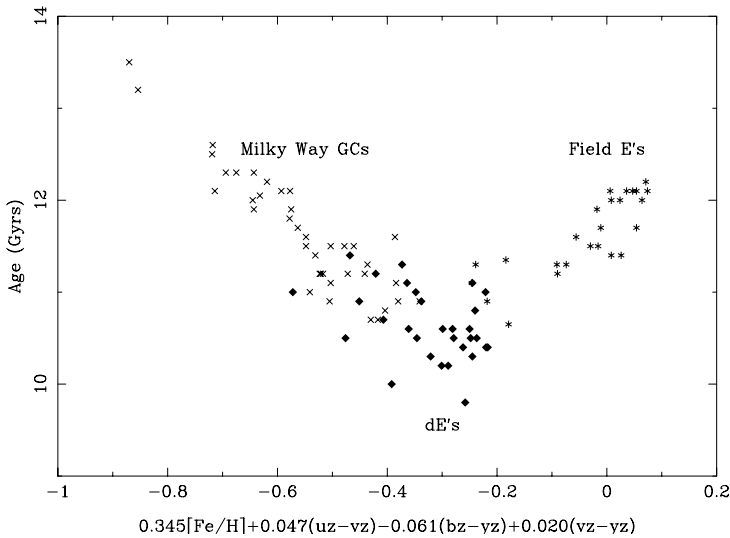


Figure 2. Mean stellar age, as determined by an iterative PC fit, versus an “ageless” color term. While any portion of this diagram can be occupied by a range of age and metallicities, in fact, old, metal-poor objects (globulars) and old, metal-rich objects (ellipticals) follow two separate linear correlations. Dwarf ellipticals bridge region between globulars and ellipticals as transition objects with a smaller range of metallicity in their underlying stellar populations.

principal component (PC) analysis on the multi-color data (Steindling, Brosch & Rakos 2001) that more fully isolates metallicity from age effects and the changes due to recent star formation. In the end, we believe we have isolated a reliable technique for estimating age and metallicity for non-starforming objects such as ellipticals and S0's. This paper

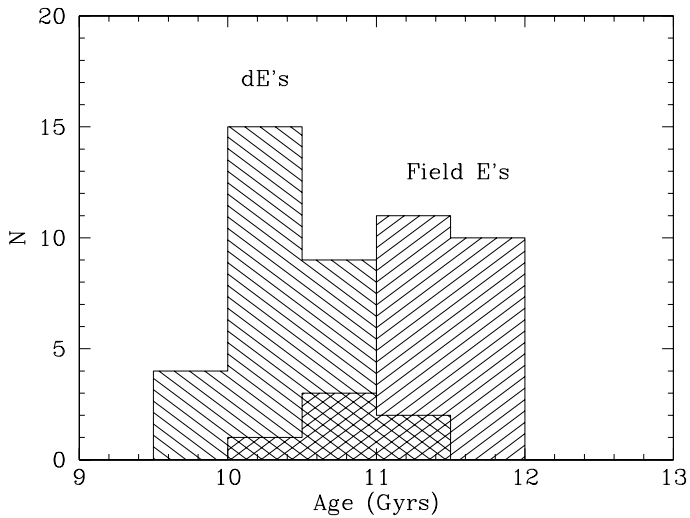


Figure 3. The distribution of mean stellar age for dwarf ellipticals (dEN's from Fornax) and field ellipticals (a bright, nearby sample). The mean dE age is 1.0 Gyrs younger than the mean for field ellipticals. This difference can reflect an earlier star formation epoch for field ellipticals or a prolonged initial stage of star formation for dE's.

will describe some of our preliminary results in comparing the star formation history of globular clusters, field ellipticals and dwarf ellipticals.

2. Age and Metallicity Calibration

The technique we have developed to apply to our narrow band filter system is full described in Rakos & Schombert (2005). In brief, our method hinges using principal component (PC) analysis on the multi-color phase space generated by a unique set of SED models (Schulz *et al.* 2002). A PC analysis in any n -dimensional space, calculates the axis along which the model points present the largest, most significant scatter. This is called the first principal component (PC1). PC analysis then proceeds to calculate PC2, the axis of the second most significant spread in the remaining $n - 1$ dimensional space orthogonal to the first PC, and so on. While scientific data in the astronomy are usually neither linear nor orthogonal at the same time. Often, for small regions of data, linearity and orthogonality can be reached through the use of PC analysis. Close inspection of Schulz *et al.* theoretical models has shown acceptable linearity for ages larger than 3 Gyrs over the full range of model metallicities. In this restricted region, it is possible to apply PC analysis to; 1) separate the age and the metallicity of a stellar population, 2) select the most correlated variables and 3) determine linear combinations of variables for extrapolation.

The advantage of the smooth behavior for age and metallicity in the PC plane is that if one has all three narrow band colors ($uz - vz$, $vz - yz$ and $bz - yz$) then knowledge of the correct PC1 and PC2 values allows for the unique determination of age and metallicity from the PC equations. If the PC values are unknown, then an iterative search scheme could select a range of values for mean age and $[\text{Fe}/\text{H}]$, determine PC1 and PC2 from the model fits, then compare how well those values compare with the results from the PC equations. To test this iterative procedure, we ran a sample of 40 globular clusters with known ages (CMD fitting) and metallicities (spectral) where we have obtained high

precision *uvby* photometry. The resulting fits re-captured the correct ages and $[\text{Fe}/\text{H}]$ values to an accuracy of 0.5 Gyrs in age and 0.05 dex in $[\text{Fe}/\text{H}]$. Additional analysis with the iterative solutions finds that for both globular clusters (simple SSP's) and ellipticals (composite SSP's), it is possible to find a highly accuracy metallicity simply from a linear combination of narrow colors, by themselves (see Figure 1).

This technique differs from previous line indice work in several regards. First, the narrow band filters used in our study are specifically selected to avoid major line regions of the spectrum. Thus, they provide a measure of the integrated continuum of a stellar population and the value for Fe/H determined by this method will be based on stellar atmospheric temperatures rather than individual line depth. While this may be less accurate than direct determination of the strength of Fe in a spectrum, it has the advantage of being the quantity you wish to know about a stellar population (its mean metallicity Z as it effects the colors of the stars) and does not suffer from calibration shifts when going from one line feature to Fe/H (e.g. changing ratios of Mg/Fe in ellipticals). The metallicity values produced by this method will also be luminosity weighted means for the entire stellar population. This is in contrast to line indice studies which are surface brightness selected and will be strongly biased by central core light.

3. Application to Globular Clusters and Ellipticals

We have three new sources of photometry in which to test our technique, Milky Way globular clusters (described in the last section), 25 nearby field ellipticals and a sample of 40 dwarf ellipticals in Fornax. From our previous work with ellipticals, we know that their narrow band colors cannot be described by a single metallicity/age SSP (Rakos *et al.* 2001). However, we found that models which combine a range models (roughly gaussian) of varying metallicities in a linear fashion accurately reproduce the color of ellipticals. Each set of models can be parameterized by a luminosity weighted mean metallicity and that decreasing metallicity with mass (the color-magnitude) effect reflects a decreasing spread or range in underlying population metallicities. Thus, at high luminosities, ellipticals are a composite of many stellar populations, but at low luminosities (mass), the colors of ellipticals approach the colors of SSP's.

We, therefore, have the expectation that dwarf ellipticals would bridge the gap between ellipticals and globular clusters in the PC space defined by our three narrow band colors, age and mean metallicity. This can be seen in Figure 2, a plot of galaxy age, as determined by our iterative PC technique and an "ageless" PC term given by the linear combination of metallicity and the three narrow band colors (note that the value of $[\text{Fe}/\text{H}]$ is the one determined by the PC fits, although a value of $[\text{Fe}/\text{H}]$ from relationship in Figure 1 would have produced identical results).

There are several important points to note about Figure 2. The first is that any region of this diagram can be occupied by various combinations of high or low metallicity versus old or young mean stellar age. Our samples divided into old, low metallicity objects (globular clusters) and old, high metallicity objects (high mass ellipticals). The addition of the dwarf elliptical data joins the globular and elliptical sequences at low metallicity, younger age. As found in our previous work on dwarf ellipticals (Rakos & Schombert 2004). Nucleated dwarfs (dEN's) track the globular sequence colors to higher metallicities and, as in Figure 2, younger age.

A direct comparison of the ages of field and dwarf elliptical is found in Figure 3, a histogram of their PC calculated ages. While the initial interpretation of this Figure is that dwarf ellipticals are younger than field ellipticals (hierarchical models of galaxy formation predict that low mass galaxies are older than high mass systems, but also

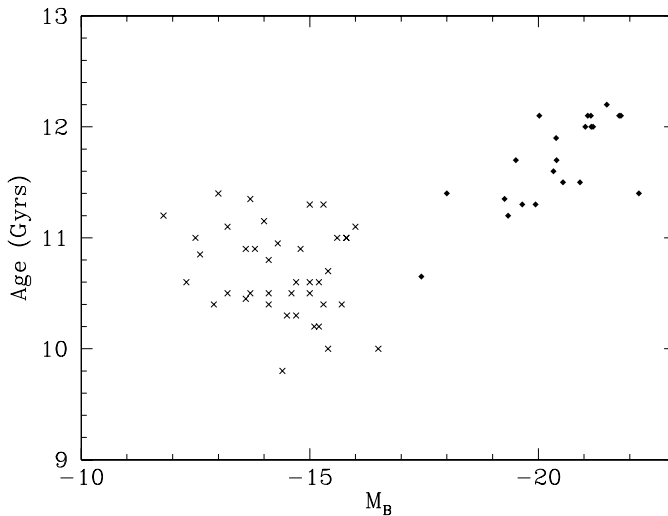


Figure 4. Mean stellar age versus galaxy blue luminosity (mass). There is a clear correlation for field ellipticals of decreasing age with decreasing mass, but dwarf ellipticals little to no correlation with age (a slight tendency to find increasing age with decreasing mass). Combined with the color-magnitude (mass-metallicity) relation for bright ellipticals, there is no anti-correlation between age and metallicity as predicted by hierarchical models of galaxy formation.

predict that field galaxies are older than cluster galaxies), “age” from these calculations refers to mean stellar age. A “younger” mean age can be obtained through a later epoch of initial star formation (not necessary when the dark+baryonic matter lump formed) or through a prolonged era of initial star formation. And, in the case of dwarf galaxies, later weak bursts of star formation would also reflect into a younger mean age.

While as a group the dE’s in Fornax have lower mean stellar ages than field ellipticals, this trend is not as linear with luminosity (mass) as one would expect. Figure 4 displays the run of age versus absolute blue luminosity (M_B). The trend for field ellipticals is a clear one of decreasing age with decreasing mass. This parallels the well-known mass-metallicity relation such that older galaxies have higher metallicities (as predicted by closed box models of chemical evolution, Matteucci 2003). However, the dwarfs display little correlation with mass (similar to the breakdown of the narrow band color-magnitude relation for dwarf galaxies, Odell, Schombert & Rakos 2002) which may signal that higher mass ellipticals are constructed in a uniform fashion, but that low mass dwarf ellipticals have episodic past histories of star formation.

Given the trend α/Fe ratios in ellipticals (Thomas *et al.* 2005), which measures the duration of the initial star formation burst, such that high mass ellipticals have shorter durations, part of the trend in Figure 4 is from the prolonged star formation for low mass ellipticals. Between a luminosity of -17 and -22 , Thomas *et al.* estimate a decrease in duration of approximately 0.75 Gyrs, which is close to the age of 1.5 Gyrs for the same mass range in Figure 4. Thus, bright ellipticals may be coeval, but with a slowly varying duration of initial star formation that reflects into younger mean age. Testing this hypothesis to a larger sample of cluster ellipticals will be complicated by recent mergers of star-forming galaxies which artificially lower the mean stellar age (Trager *et al.* 2001)

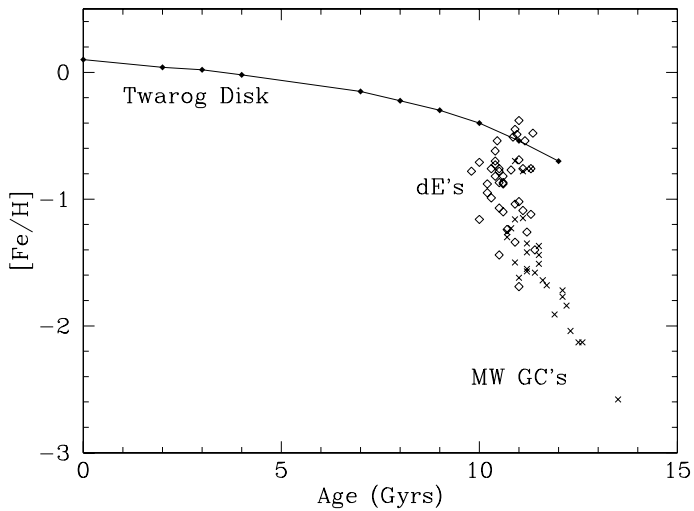


Figure 5. The age-metallicity diagram for Milky Way globular clusters and Fornax dwarf ellipticals. The age-metallicity relation for solar neighborhood F dwarfs (Twarog 1980) is also shown.

4. Chemical Evolution of Old Stellar Populations

Armed with a handful of age and metallicity values for Milky Way globular clusters and dwarf ellipticals, we can investigate the earliest epoch of the construction of the age-metallicity relation (AMR, Twarog 1980). Figure 5 displays the age and $[Fe/H]$ values for the low metallicity region of the PC phase space. Also shown in Figure 5 is the AMR for the solar neighborhood as determined by Strömgren plus $H\beta$ photometry of F dwarfs. The steeper slope to the galaxy data reflects the expected rapid enrichment process predicted by closed box models of chemical evolution (Bond 1981).

The era where the dE data ends corresponds roughly to a $[Fe/H] \sim -0.6$ which is the transition point between the Galactic disk, where the closed models for chemical evolution are inadequate, and the halo component (Gilmore & Reid 1983). While the dwarf elliptical data lacks the clear correlation between age and metallicity seen in the globular cluster data, it is obvious that the low metallicity dE's follow the globular clusters and that above $[Fe/H] = -0.8$ the dE's decouple from a simple model of chemical evolution (i.e. a closed box with instantaneous recycling). This is consistent with our earlier interpretation that the lower metallicity dwarfs have a very narrow range of internal metallicities and that their underlying stellar populations, to first order, mimic the colors of an SSP, such as a globular cluster.

Acknowledgements

We wish to thank all the observatories (NOAO, Steward, ESO) which have granted us time for this project. And we are grateful to the organizers of this Colloquium for a chance to present our newest results.

References

- Bond, H. 1981, *ApJ* 248, 606
- Ferreras, I., Charlot, S. & Silk, J. 1999, *ApJ* 521, 81
- Frogel, J. 1985, *ApJ* 298, 528

- Gilmore, G. & Reid, N. 1983 *MRNAS* 202 1025
Kuntschner, H. 2000 *MRNAS* 315, 184
Matteucci, F. 2003 *ASP Conf. 317* p. 337
O'Connell, R. 1980 *ApJ* 236, 430
Odell, A., Schombert, J. & Rakos, K. 2002 *AJ* 124, 3061
Rakos, K. & Schombert, J. 2004 *AJ* 127, 1502
Rakos, K. & Schombert, J. 2005 *PASP* 117, 245
Rakos, K., Schombert, J., Maitzen, H., Prugovecki, S. & Odell, A. 2001 *AJ* 121, 1974
Renzini, A. & Buzzoni, A. 1986 *Spectral Evolution of Galaxies*, eds. C. Chiosi and A. Renzini (Dordrecht: Reidel) p. 195
Sandage, A. & Visvanathan, N. 1978 *ApJ* 223, 707
Schulz, J., Fritze-v. Alvensleben, M., Mounmler, C. & Fricke, K. 2002 *A&A* 392, 1
Steindling, S., Brosch, N. & Rakos, K. 2001 *ApJS* 132, 19
Thomas, D., Maraston, C., Bender, R. & de Oliveira, C. 2005 *ApJ* 621, 673
Tinsley, B. 1980 *Fund. of Cosmic Physics*, Vol. 5 p. 287
Trager, S., Faber, S., Worthey, G. & Gonzalez, J. *AJ* 120, 165
Twarog, B. 1980, *ApJ* 242, 242
Worthey, G. 1994 *ApJS* 95, 107
Worthey, G. 1999 *ASP Conference Proceedings*, Vol. 192 p. 283

Discussion

DE RIJCKE: The metallicities you derive for Fornax dEs using Strömgen photometry seem to agree well with spectroscopic measurements: they are metal-poor, with [Fe/H] around -1. Virgo dEs appear to be more metal-rich. Do you plan to apply your method also to Virgo dEs?

RAKOS: As soon as I get the telescope time for such a proposal. This is my greatest problem.

