



funnels 54%, and antigraded funnels only 37%, where the fill factor provides a measure of the efficiency of the cell. That a 5% increase in fill factor was achieved on changing the structure from ungraded to graded is key to future applications, and the researchers predict the CQD fun-

nels can improve systems with high base fill factors. Additional theoretical modeling shows that such benefits could apply to high-efficiency photovoltaics, as well as the 2–3% efficiency technologies on which these funnels were tested. The research team suggests that CQD funnel

solar cells could enable higher power-per-square-foot densities, lowering the square footage of solar cells needed to power a building.

Benjamin Scheiner

Thin-film heterostructures of Fe- and Co-BaTiO₃ exhibit interface multiferroicity at room temperature

Materials possessing coupled room-temperature ferromagnetic (FM) and ferroelectric (FE) order are currently the subject of intense research for use in spintronic memories that store information through charge and spin. Single-phase materials displaying such multiferroic order are exceedingly rare in nature, so attention has shifted to artificially grown thin-film FM and FE hetero-

structures. In the October issue of *Nature Materials* (DOI: 10.1038/NMAT3098; p. 753), a group led by M. Bibes and A. Barthélemy at the CNRS/Thales laboratory in Palaiseau, France, reports on room-temperature interfacial multiferroicity in BaTiO₃ thin films and substrates covered by Fe and Co layers.

The research team deposited thin-film heterostructures consisting of Fe/BTO or Co/BTO onto a half metallic La_{0.67}Sr_{0.33}MnO₃ (LSMO) layer to form a magnetic tunnel junction. They then performed magnetoresistance and x-ray resonant magnetic scattering (XRMS) measurements to probe the magnetic

structure of the Fe/BTO and the Co/BTO interfaces. The researchers found that the magnetoresistance of the junction depends on the orientation of the FE polarization in the BTO layer, which they interpret as a modulation of the spin polarization of the adjacent Fe and Co layers. The XRMS results also exhibit an asymmetry and hysteresis that corresponds to an induced interfacial magnetic moment in the BTO layer at room temperature. To better understand these observations, the researchers conducted first-principles electronic-structure calculations and determined that moments of $-0.07 \mu\text{B}/\text{Ti}$ atom and

UPCOMING IMI-SEE CO-SPONSORED EVENT



IMI-SEE

International Materials Institute
for Solar Energy and Environment



IUMRS INTERNATIONAL CONFERENCE OF YOUNG RESEARCHERS ON ADVANCED MATERIALS (ICYRAM)

July 1-6, 2012 ■ Singapore

The mission of ICYRAM is to provide a platform for junior researchers to present technical findings of their research, to network within an international community of other young researchers, and to increase the breadth of their general materials-based knowledge.

Senior graduate students, postdoctoral fellows, and junior career faculty from relevant disciplines and working in the US are invited to apply to the IMI-SEE for travel support. Applicants must be US citizens or US Permanent Residents.

Please visit the following website for more information:

www.imi-see.org

Email Contact: imi-see@northwestern.edu

MRS


Organized by: Materials Research Society
SINGAPORE

VARIABLE TEMPERATURE MICROPROBE SYSTEMS




THE WORLD'S RESOURCE FOR
VARIABLE TEMPERATURE
SOLID STATE CHARACTERIZATION

MRS BOOTH 1003



- Highly flexible and adaptable system
- Configurable and modular
- Wide temperature ranges available
- 1 to 7 manipulators possible
- Optical measurements possible
- Easy to use
- Reliable results

www.mmr-tech.com
sales@mmr-tech.com • 847.740.3701



Fully Explore Innovative Materials with Dedicated Solutions

With our proven expertise in **Raman Spectroscopy**, **Spectroscopic Ellipsometry** and **Glow Discharge Spectroscopy** we will help you take up the challenge of characterizing the materials of the future, extracting key chemical, dimensional and structural information with outstanding results

- Characterization of composition, molecular structure, strain and contamination
- Film thickness & optical properties
- Surface & depth profile elemental analysis



www.horiba.com/scientific

MRS BOOTH 1012

ad.sci@horiba.com



0.05 $\mu\text{B}/\text{O}$ atom should be induced in the BTO layer. These results show that the spin-polarization of the Fe/BTO and Co/BTO interfaces can be controlled by the FE polarization of the BTO layer.

Magnetoelectric character can also be induced in BTO at room temperature, mediated by a spin-polarized bonding effect on interfacial Ti^{4+} ions. The researchers said that their findings may

aid in the development of artificial multiferroic tunnel barriers and novel spintronic memories, as well as new kinds of coupled ferroic order.

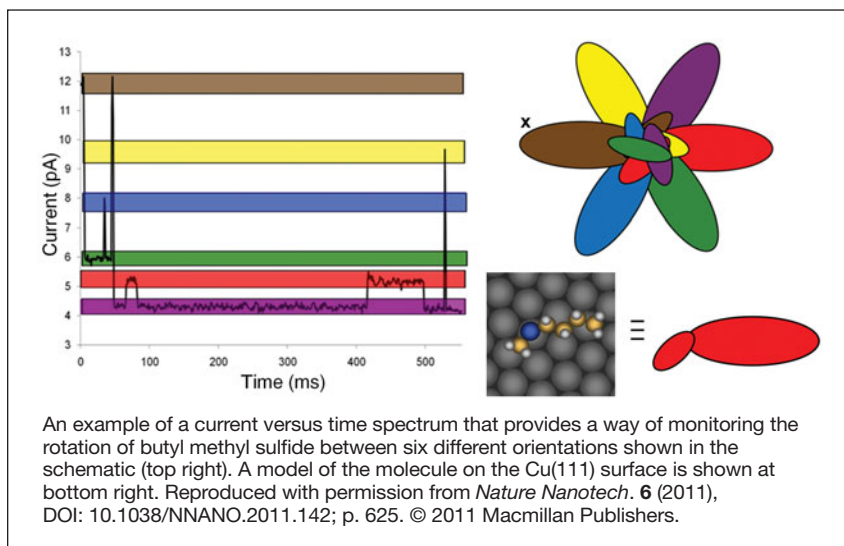
Steven Spurgeon

Nano Focus

Directional molecular motor rotation electrically driven

A research team from Tufts University has demonstrated the first known example of directional molecular rotation driven by electricity. While there are a number of examples of so-called molecular motors driven by light or a chemical reaction, this latest device described in the October issue of *Nature Nanotechnology* (DOI: 10.1038/NNANO.2011.142; p. 625) uses as impetus the electric current supplied by a scanning tunneling microscope (STM).

H. Tierney, C. Sykes, and co-workers



FREE.

Go on: Take it...

Subscribe today to *Materials Today*, the international review magazine for the materials research and development community.

www.materialstoday.com/magazine-subscription

Visit us at the MRS Fall Meeting and Exhibit: Booth #100



Booth #100

Please join us...

Join the *Materials Today* and *Elsevier* team every afternoon, during afternoon break, for our exclusive meet and greet events.

We will also be announcing the winners of the annual *Materials Today* cover competition.

Light refreshments will be served!