

A Meeting of the Nutrition Society, hosted by the Scottish Section, was held at the West Park Conference Centre, Dundee on 27 and 28 March 2008

## Symposium on 'Behavioural nutrition and energy balance in the young'

### Effects of dietary fibre on behaviour and satiety in pigs

J. A. de Leeuw<sup>1</sup>, J. E. Bolhuis<sup>2</sup>, G. Bosch<sup>1</sup> and W. J. J. Gerrits<sup>1\*</sup>

<sup>1</sup>Animal Nutrition Group, Wageningen University, PO Box 338, 6700 AH, Wageningen, The Netherlands

<sup>2</sup>Adaptation Physiology Group, Wageningen University, PO Box 338, 6700 AH, Wageningen, The Netherlands

During the past decades there has been considerable interest in the use of dietary fibre in both animal and human nutrition. In human subjects dietary fibre has been studied intensively for possible effects on body-weight management and health. In animal nutrition the interest in dietary fibre has increased because it can be used as a cheap source of energy and because of its potential to improve animal welfare and reduce abnormal (mainly stereotypic) behaviour. Animal welfare is impaired if the diet does not provide sufficient satiety, combined with an environment that does not meet specific behavioural requirements related to natural feeding habits (e.g. rooting in pigs). A considerable proportion of the behavioural effects of dietary fibre are thought to be related to reduced feeding motivation. It has been hypothesized that: (1) bulky fibres increase satiety and thereby decrease physical activity and stereotypic behaviours immediately following a meal in pigs; (2) fermentable fibres prolong postprandial satiety and thereby reduce physical activity and appetitive behaviours for many hours after a meal. The validity of these hypotheses is examined by considering published data. In sows dietary fibres (irrespective of source) reduce stereotypic self-directed behaviours and substrate-directed behaviours, and to a lesser extent overall physical activity, indicating enhanced satiety shortly after a meal. Furthermore, fermentable dietary fibre reduces substrate-directed behaviour in sows and physical activity in sows and growing pigs for many hours after a meal. Evidence of long-term effects of poorly-fermentable fibre sources is inconclusive. The findings suggest that highly-fermentable dietary fibres have a higher potential to prolong postprandial satiety.

#### Non-starch polysaccharides: Fermentation: Fibre bulkiness: Physical activity

The use of dietary fibre has gained much interest during the past decades, in both animal and human nutrition. In human subjects dietary fibres have been studied intensively for their possible effects on health (e.g. constipation, diabetes mellitus, CVD) and body-weight management. Initially, the interest of animal nutritionists in dietary fibre sources was related to their availability as cheap by-products from food production (e.g. wheat straw, oat hulls (OTH), soyabean hulls, sugarbeet pulp (SBP)). In past decades animal researchers have become increasingly aware that in addition to providing nutrients to animals dietary ingredients can have broader effects, such as stimulating gut health and improving well-being in general. Dietary fibre has been observed to reduce behavioural problems that are,

at least in part, related to insufficient satiety in restrictedly-fed animals (e.g. breeding sows<sup>(1)</sup> and broiler breeders<sup>(2)</sup>). Apart from stimulating nutritional satiety, dietary fibre may also satisfy specific behavioural needs related to natural feeding habits such as rooting and chewing in pigs<sup>(1)</sup>, food pecking in chickens<sup>(3)</sup> and rumination in calves<sup>(4)</sup>. Since the early 1990s the interest in using dietary fibre in diets of restrictedly-fed breeding sows has increased, particularly as several studies have reported positive effects of dietary fibre on behaviour and welfare. Satiety *per se* was not always measured systematically in these studies, and data on voluntary feed intake of fibre sources are often lacking. The studies that have been performed in sows might, however, provide valuable insight into the effects of

**Abbreviations:** AHP, activity-related heat production; OTH, oat hulls; RS, resistant starch; SBP, sugarbeet pulp; WB, wheat bran.

**\*Corresponding author:** W.J.J. Gerrits, fax +31 317 484260, email walter.gerrits@wur.nl

specific characteristics of different fibre sources on behaviours that might reflect satiety.

Thus, the aim of the present paper is to review effects of dietary fibre on behaviour and satiety in pigs. First, relationships between behaviour and satiety will be described. Then, hypotheses will be formulated about the relationships between specific characteristics of dietary fibre sources and behaviours that might reflect satiety. Finally, the validity of these hypotheses will be examined using available literature sources.

### Relationships between behaviour and satiety

Although domesticated pigs are genetically altered as a result of intensive breeding programmes, their behavioural repertoire still largely resembles that of their wild ancestors and relatives<sup>(5)</sup>. Under (semi-)natural conditions both wild and domestic pigs are non-specialist omnivores that can exploit an enormous range of food sources<sup>(6)</sup> and forage for patchily-distributed food<sup>(7)</sup>. Typically, bouts of rooting and nosing at the ground are separated by locomotion to different foraging areas. As appetitive and consummatory phases may thus be interspersed over long periods, appetitive behaviour is probably stimulated by the ingestion of food<sup>(8,9)</sup> until satiety signals from the body provide a negative feedback on feed intake<sup>(10)</sup>. Under semi-natural conditions pigs spend most of the day engaged in foraging-related behaviours<sup>(5)</sup>. In intensive husbandry, however, pigs are mostly kept in barren environments in which the opportunities for expressing these evolutionary established foraging behaviours are limited. Moreover, in non-lactating breeding sows feed allowance is limited in order to prevent excessive fatness and reduced reproductive performance. Although the animals are provided with sufficient nutrients for maintenance and reproduction, traditional diets are consumed within minutes (e.g. 11.4 min, single meal per d<sup>(11)</sup>; 7.6 min, two meals per d<sup>(12)</sup>) and the feeding motivation of the sows remains high<sup>(13)</sup>. In combination with the barren stimulus-poor environment this factor may lead to the channelling of natural foraging behaviours into a few simple behavioural elements, like bar-biting and sham chewing<sup>(14)</sup>. When these abnormal behaviours are shown repetitively, unvarying and apparently without function, they are called stereotypies<sup>(15)</sup>. Stereotypies are associated with the secretion of endorphins, which play a role in adaptation to stress<sup>(16)</sup>.

#### *Behaviour reflecting immediate and prolonged postprandial satiety*

Stereotypies (also often referred to as self-directed behaviour or non-feeding oral activities) are displayed in close relationship with a meal, and particularly shortly after feeding<sup>(17)</sup>. As both feeding levels and fibrous diets have been shown to effectively reduce these behaviours after a meal (for example, see Terlouw *et al.*<sup>(8)</sup>; Brouns *et al.*<sup>(11)</sup>; Bergeron *et al.*<sup>(12)</sup>; Ramonet *et al.*<sup>(18)</sup>) post-meal stereotypies may reflect (lack of sufficient) satiety. When rooting material is present on the floor, which partly allows the expression of natural foraging behaviour, substrate-directed

rooting and nosing may also be used as immediate postprandial indicators of satiety. Several studies report increased rooting when access to feed is restricted in pigs<sup>(19–21)</sup>. As manipulation of pen components seems to replace manipulation of rooting material in its absence<sup>(22,23)</sup>, this behaviour may also reflect components of natural appetitive behaviour and hence be used as an indicator of immediate postprandial satiety. This behaviour may also be performed in a stereotypic manner (e.g. bar-biting).

Apart from stereotypic behaviour and rooting or manipulative behaviour, physical activity may also reflect satiety. It has been shown that when feed is restricted there is an increase in activity<sup>(19)</sup>, which corresponds with the observation that locomotion is an integral part of appetitive foraging strategies in pigs<sup>(5)</sup>. Theoretically, in contrast with stereotypies, which appear to be mainly elicited by a meal<sup>(17)</sup>, physical activity and rooting or manipulative behaviour may be shown not only just after a meal, but also several hours later, anticipating the next meal. Thus, these behaviours may also reflect prolonged satiety.

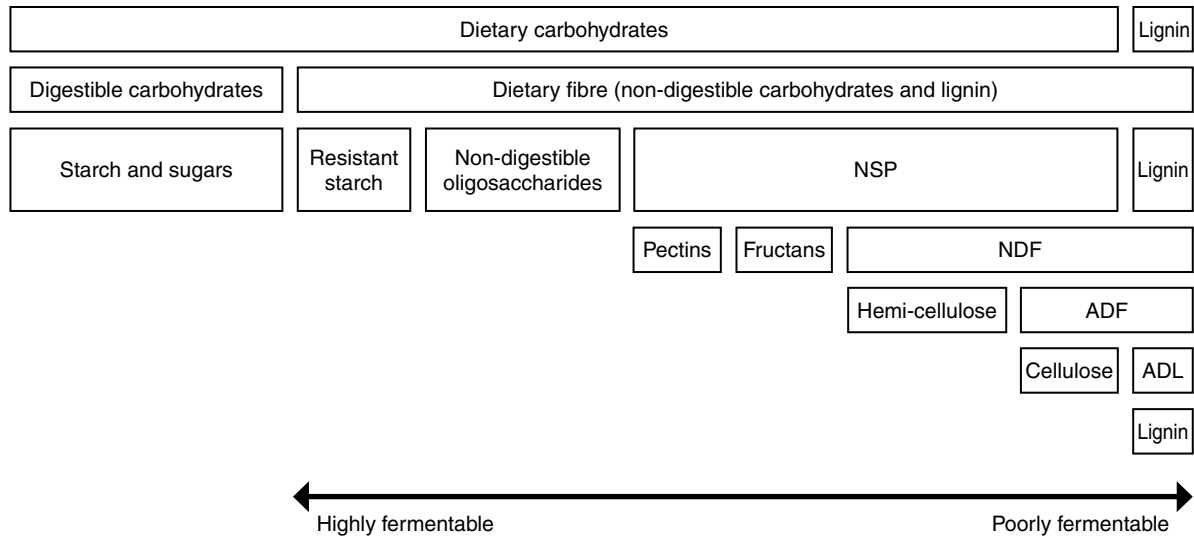
Voluntary feed intake, and particularly time between subsequent feeding bouts, may also be a potential indicator of prolonged satiety. Data on voluntary feed intake patterns over the 24 h cycle, however, are often lacking in studies with dietary fibre. Thus, in the present paper, the focus will be on behaviours that potentially reflect satiety.

### Potential influences of dietary fibre on satiety

Although extensively studied, there is still no consensus about the definition of dietary fibre. The physiological definition, ‘the dietary components resistant to degradation by mammalian enzymes’, was most commonly used in the past. Nowadays, the chemical definition ‘the sum of NSP and lignin’ is increasingly used. It has been suggested that non-digestible oligosaccharides and resistant starch (RS) may be added<sup>(24)</sup>; however, lignin was not mentioned. Fig. 1 shows the different components of dietary fibre and a subdivision of NSP with reference to the Van Soest analysis<sup>(25)</sup>. General aspects of dietary fibres will be briefly described as a basis for the evaluation of their potential effects on behaviour and satiety. A detailed description of their characteristics is available in a review<sup>(26)</sup>.

Plant fibres are generally components with relatively low energetic value, especially for omnivorous and carnivorous animals. The bulkiness properties of dietary fibre may, however, reduce feeding motivation by increasing mastication time and by stimulating mechanoreceptors in the gastrointestinal tract (sensory-specific satiety<sup>(27,28)</sup>). This process could particularly stimulate satiation during a meal, promoting meal termination and thereby limiting meal size<sup>(29)</sup>. Fibre sources can be bulky as a result of their coarse structure (low bulk density, e.g. wheat-straw) or a high water-holding capacity (e.g. SBP). Soluble dietary fibres generally increase the viscosity of the lumen contents and therefore reduce gastric emptying rate and delay absorption of nutrients in the small intestine.

Dietary fibres can be partly fermented by intestinal microbiota, predominantly in the large intestine. Generally, soluble fibres are more completely and rapidly fermented



**Fig. 1.** Schematic representation of dietary carbohydrate, fibre and NSP composition with reference to the Van Soest analysis<sup>(25)</sup>. NDF, neutral-detergent fibre; ADF, acid-detergent fibre; ADL, acid-detergent lignin.

**Table 1.** Comparison of some commonly-used sources of dietary fibre in pig research, based on fermentability, water-holding capacity (WHC) and bulk density\*

Fibre source	Fermentability	WHC	Bulk density†
Sugarbeet pulp	++++	+++	--
Soyabean hulls	+++	++	-
Wheat bran	++	++	---
Oat hulls	+	+	---
Resistant starch	+++	+	-

+, ++, +++, +++++, Increasingly higher extent of fermentability and WHC relative to the other fibre sources; -, --, ---, ----, increasingly lower extent of bulk density relative to the other fibre sources.

\*Estimation based on comparison of several literature sources<sup>(35,42,56–59)</sup>. †A low bulk density indicates a high bulkiness.

than insoluble fibres. The resulting fermentation end products (SCFA, such as lactate, butyrate, propionate and acetate) can be used as energy sources. In growing pigs SCFA can contribute ≤ 30% of the daily maintenance requirements for energy<sup>(30,31)</sup>. As SCFA (mainly acetate) become available in the distal part of the gut at times when glucose absorption is decreasing<sup>(30,32,33)</sup>, they may enhance satiety several hours after a meal. In sows an interprandial increase in physical activity has been observed, starting 5–6 h after a meal at a time that coincides with a drop in blood glucose levels<sup>(34)</sup>. In sows fed a high-fibre (SBP) diet this increase is lower and also interprandial blood glucose levels are more stable. Table 1 shows the relative estimated fermentability, water-holding capacity and bulk density of several fibre sources that are cited throughout the present paper.

*Hypotheses*

It is hypothesized that (1) bulky fibres (including fibres with a high water-holding capacity), irrespective of their fermentability, reduce mainly stereotypies, but also physical activity and substrate-directed rooting and

manipulative behaviours in the first hours after a meal in pigs, indicating enhanced immediate postprandial satiety; (2) highly-fermentable fibres, irrespective of their bulkiness properties, reduce physical activity and substrate-directed behaviours for many hours after a meal, indicating a prolonged postprandial satiety. As stereotypies appear to be more closely related to the immediate postprandial period, prolonged effects on these behaviours are not expected.

**Effects of dietary fibre in pigs**

Reported effects of dietary fibres on immediate postprandial behaviour (i.e. within 3 h after a meal) and prolonged postprandial behaviour (i.e. >4 h after a meal) are shown in Tables 2 and 3 respectively. The studies are shown approximately in order of (*in vitro*) fermentability of the fibre sources used<sup>(35)</sup> and their percentage inclusion. The choice of behavioural categories is based on a study of the behavioural repertoire of group-housed pregnant sows that were assumed to be satiated (approximating to *ad libitum* intake of a high-fibre diet) in comparison with sows that were assumed not to be satiated (restrictedly fed a low-fibre diet)<sup>(36)</sup>. Self-directed behaviour includes stereotypies such as sham-chewing, tongue-playing and teeth-grinding, and substrate-directed behaviour includes behaviours that are directed at substrates such as the floor, the wall, bars and bedding material, when present (e.g. rooting, licking and biting) and are sometimes also performed in a stereotypic manner (e.g. chain-biting or bar-biting). The category general oral behaviour has been added because in some studies self-directed and substrate-directed behaviour have been measured as one category.

*Immediate postprandial effects*

In all studies self-directed behaviour, substrate-directed behaviour, general oral behaviour and physical activity

**Table 2.** Review of immediate postprandial effects of dietary fibre on behaviour in sows, measured directly after meals (i.e. during 0.75–3 h after a meal) in different studies

Fibre source	Inclusion (% w/w)	Meal*	Self-directed behaviour	Substrate-directed behaviour	General oral behaviour	Physical activity	Reference
SBP	40 (near-AL)	2	↓	↓		↓ Inactive	Zonderland <i>et al.</i> <sup>(36)</sup>
SBP	50	1	↓	↓	↓	↓ Active	Brouns <i>et al.</i> <sup>(11)</sup>
SBP	60	1	↔ Low values	↓ Only straw		↔ Inactive, asleep	Whittaker <i>et al.</i> <sup>(23)</sup>
SBP	60	1	↔ Low values	↔		↔ Inactive, asleep	Whittaker <i>et al.</i> <sup>(45)</sup>
SBP	50	2	↓ Gilts only			↓ Resting, gilts only	Danielsen & Vestergaard <sup>(41)§</sup>
OTH, WB and GM	20,15 and 15 respectively		↔			↓ Resting, gilts only	
SBP	45	2				↔ Posture change	de Leeuw <i>et al.</i> <sup>(34)</sup>
PK, CP, SH and SBP	25, 17, 16 and 15 respectively	1	↓	↔	↓	↔ Inactive	de Leeuw <i>et al.</i> <sup>(37)</sup>
SBP	42	1			↓ Including feeding		Ramonet <i>et al.</i> <sup>(18)</sup>
WB	45				↓ Less effective		
SBP and SH	38 and 6 respectively	2	↓	↓ Parity 1 only		↓ Standing; lying ↔	Van der Peet-Schwering <i>et al.</i> <sup>(38)</sup>
SBP	31	1	Low values	↓		↓ Standing; lying	Braund <i>et al.</i> <sup>(40)</sup>
SBP and SH	26 and 13 respectively	1			↓	↔ Lying	Ramonet <i>et al.</i> <sup>(43)</sup>
OTH	45	2	↔	↓ Chain or object	↓	↓ Lying; ↔ standing	Bergeron <i>et al.</i> <sup>(12)</sup>
OTH	27		↔	↔ Chain or object	↔	↔ Lying, standing	
OTH	27	1 or 2†			↓	↓ Inactive, lying	Robert <i>et al.</i> <sup>(39)</sup>
OTH	53 (LE and BE)	2		↓ Chain		↔ Lying	Robert <i>et al.</i> <sup>(44)</sup>
WB	43			↓ Chain‡		↔ Lying	
OTH	53	2	Low values	↓ Chain; parity 2 only		↓ Posture change	Robert <i>et al.</i> <sup>(42)</sup>
WB	43		Low values	↓ Chain; parity 2 only		↔ Posture change	

SBP, sugarbeet pulp; OTH, oat hulls; WB, wheat bran; GM, green-grass meal; PK, palm-kernel expeller; CP, citrus pulp; SH, soyabean hulls; near-AL, sows were allowed to feed *ad libitum* during a 30 min period; LE, low energy; BE, same diet as LE, but balanced for energy by adding fat; ↓, ↔, decreased and not affected by dietary treatment respectively.

\*No. of meals per d.

†Feeding frequency was part of a 2 × 2 factorial design.

‡Tendency.

§Pre- and post-feeding behaviour were pooled.

**Table 3.** Review of prolonged postprandial effects of dietary fibre on behaviour in sows, measured during a preprandial (PP) or interprandial (IP; i.e. >4 h after a meal and not directly preceding a meal) period or over 12–24 h in different studies

Fibre source	Inclusion (% w/w)	Meal*	Observation	Self-directed behaviour	Substrate-directed behaviour	General oral behaviour	Physical activity	Reference
SBP	40 (near-AL)	2	PP2	↓	↓		↓ Inactive	Zonderland <i>et al.</i> <sup>(36)</sup>
SBP	60	1	IP	↔	↓ Straw, other§		↔ Inactive, asleep	Whittaker <i>et al.</i> <sup>(23)</sup>
SBP	60	1	IP	↔	↓		↓ Inactive, asleep	Whittaker <i>et al.</i> <sup>(45)</sup>
SBP	45	2	IP				↓ Posture change	de Leeuw <i>et al.</i> <sup>(34)</sup>
PK, CP, SH and SBP respectively	25, 17, 16 and 15 respectively	1	IP	↔	↔	↓	↓ Inactive	de Leeuw <i>et al.</i> <sup>(37)</sup>
SBPS	30	1	24				↓ Standing; lying ↔	Rijnen <i>et al.</i> <sup>(51)</sup>
SBP	42	1	PP, 24				↓ Standing, 24 h only	Ramonet <i>et al.</i> <sup>(18)</sup>
WB	45						↓ Standing, 24 h only	
SBP	31	1	IP		↓		↓ Standing, lying	Braund <i>et al.</i> <sup>(40)</sup>
SBP and SH respectively	26 and 13 respectively	1	PP, 24			↓ 1 h PP, 3–4 h IP	↓ Standing	Ramonet <i>et al.</i> <sup>(43)</sup>
SBP	25	1	24	↔			↓ Standing, not days 60 and 90	McGlone & Fullwood <sup>(50)</sup>
SH	40	1 or 2†	24			↔	↔↑ Lying; standing ↔	Holt <i>et al.</i> <sup>(46)</sup>
OTH	45	2	12‡, 24				↓ Lying, standing; 12 h only	Bergeron <i>et al.</i> <sup>(12)</sup>
OTH	27						↓ Lying, standing ↔; 12 h only	
OTH	27	1 or 2†	PP2			↓	↓ Virtual meal, inactive, not lying	Robert <i>et al.</i> <sup>(39)</sup>
OTH	53 (LE and BE)	2	PP1		↓ Chain, BE only		↔ Lying	Robert <i>et al.</i> <sup>(44)</sup>
WB	43				↔ Chain		↔ Lying	
OTH	53	2	PP2, 24		↓ Chain		↓↔ Posture change: 1st parity ↓, 2nd parity ↔; 24 h ↔	Robert <i>et al.</i> <sup>(42)</sup>
WB	43				↓ Chain		↔↑ Posture change: 1st parity ↔, 2nd parity ↑; 24 h ↔	

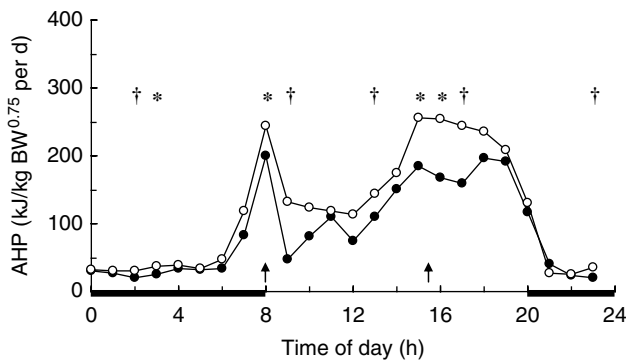
SBP, sugarbeet pulp; SBPS, sugarbeet-pulp silage; OTH, oat hulls; WB, wheat bran; PK, palm-kernel expeller; CP, citrus pulp; SH, soyabean hulls; near-AL, sows were allowed to feed *ad libitum* during a 30 min period; LE, low energy; BE, same diet as LE, but balanced for energy by adding fat; PP1, before the first of two meals; PP2, before the second of two meals; †, ‡, ↓, ↔, ↑, increased, decreased and not affected by dietary treatment respectively.

\*No. of meals per d.

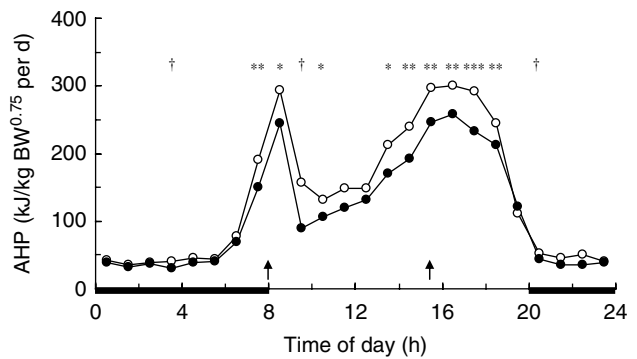
†Feeding frequency was part of a 2 × 2 factorial design.

‡Time period when lights were on.

§Tendency.



**Fig. 2.** Daily pattern of activity-related heat production (AHP) in group-housed growing pigs fed a high-starch diet (○) or a high-NSP diet (●). BW, body weight; †, Feeding-time; —, period of dark. Mean values for the time of day were significantly different between diets: \* $P < 0.05$ , † $P < 0.10$ . (From Schrama *et al.*<sup>(47)</sup>; reproduced with permission of the *Journal of Animal Science*.)



**Fig. 3.** Daily pattern of activity-related heat production (AHP) in group-housed growing pigs fed a pregelatinized maize starch (○) or native potato starch (●) diet, calculated from data of Schrama & Bakker<sup>(49)</sup>. BW, body weight; †, Feeding-time; —, period of dark. Mean values for the time of day were significantly different between diets: \* $P < 0.05$ , \*\* $P < 0.01$ , \*\*\* $P < 0.001$ , † $P < 0.10$ .

directly after feeding are either reduced or not influenced by the inclusion of dietary fibre in the diet of sows (Table 2). The effects are not dependent on the fermentability of the fibre source, as both poorly-fermentable (e.g. OTH) and highly-fermentable (e.g. SBP) fibres reduce abnormal behaviours and physical activity. As no fibre sources with a low bulkiness (e.g. RS) were included in the studies reported, no firm conclusions of the effect of bulkiness *per se* can be drawn.

Self-directed behaviour immediately after a meal is reduced by SBP<sup>(11,36)</sup> and a mixture of fermentable fibre sources<sup>(37,38)</sup>, but not by OTH<sup>(12)</sup> (Table 2). Self-directed behaviour was not measured in studies with wheat bran (WB). General oral behaviour (including self- and substrate-directed stereotypies), however, is reduced by both OTH<sup>(12,39)</sup> and WB<sup>(18)</sup>. WB is not as effective as SBP in reducing oral stereotypies<sup>(18)</sup>; however, this finding is only reported in an observation period that includes feeding, and when SBP is compared with WB and the control diet there is a higher feeding time, leaving less time for non-feeding activities.

All fibre sources tested reduce substrate-directed behaviour after feeding. Increasing levels of a mixture of fibre sources does not influence substrate-directed behaviour, but does linearly reduce total oral behaviour after a meal<sup>(37)</sup> (data not shown in Table 2). This finding is in line with the hypothesis that postprandial oral behaviour may be a good indicator of the satiating effects of dietary fibres. In contrast, immediately-postprandial satiety is not always clearly reflected in general physical activity. For instance, in some studies SBP<sup>(11,36,40,41)</sup>, a mixture of fibre sources<sup>(38)</sup> and OTH<sup>(12,42)</sup> reduce physical activity, whereas in other studies they do not<sup>(23,34,37,43–45)</sup>. WB does not affect immediately-postprandial physical activity, but it was only tested in two studies, in one of which OTH was not found to be effective<sup>(44)</sup>.

With the exception of two studies<sup>(11,18)</sup>, feeding time was excluded or corrected for when measuring oral behaviour directly after a meal. For physical activity it is not always clear whether authors made this correction. As

dietary fibres prolong eating time<sup>(11,12,18,23,39,41,43,44,46)</sup> and sows feed in standing posture, postprandial physical activity in sows fed fibrous diets could be overestimated when feeding time is not taken into account (for example, see Ramonet *et al.*<sup>(43)</sup> and Robert *et al.*<sup>(44)</sup>).

In growing pigs studies on behavioural effects of dietary fibres are lacking. Several studies, however, have measured the effects of dietary fibre on energy expenditure associated with physical activity. During the first hours after meal time activity-related heat production (AHP) is reduced in group-housed restrictedly-fed growing pigs, which has been observed for SBP-silage<sup>(47)</sup> (Fig. 2) and RS<sup>(48,49)</sup> (Fig. 3). Immediately-postprandial effects of RS<sup>(48,49)</sup> cannot be attributed to its bulkiness (including water-holding capacity), which is low (Table 1) and does not differ from the bulkiness of the digestible starch used in the control diets, but are probably caused by other characteristics of RS. Unfortunately, effects of RS on behaviour have not been measured in sows.

#### *Prolonged postprandial effects*

Fermentable fibre sources clearly reduce physical activity for several hours after feeding, indicating prolonged postprandial satiety. The effects of poorly-fermentable sources such as OTH and WB on physical activity are less conclusive (Table 3). Self-directed behaviour was measured for a longer period post-feeding only in studies in which fermentable fibre sources were fed, and the levels shown are very low. In general, substrate-directed behaviour and total oral behaviour are reduced by both highly- and poorly-fermentable fibre sources.

As was expected, self-directed stereotypic behaviour is a poor indicator of prolonged postprandial satiety. Except for the immediate postprandial period (until 3 h after feeding), the levels of this behaviour are generally very low. SBP, however, is able to reduce self-directed behaviour before a meal to even lower levels, but only in one study in which sows that received the SBP-rich diet were allowed to eat large amounts<sup>(36)</sup>. General oral behaviour before a meal and over the 24 h cycle (including both

self- and substrate-directed behaviours) is reduced by a mixture of fermentable fibre sources<sup>(37,43)</sup> and by OTH<sup>(12)</sup>.

In contrast to the hypothesis, poorly-fermentable fibres from OTH and WB also reduce substrate-directed behaviour in the longer term<sup>(42,44)</sup>; it should be noted that only chain manipulation was observed and measurements took place mainly just before feeding time in these studies. It is possible that manipulation of the chain, which was located near the trough, may have been compensatory behaviour, anticipating the lack of satisfaction of chewing needs associated with the upcoming fibre-poor meal.

Physical activity is clearly reduced by fermentable fibre sources<sup>(18,34,36,37,40,43,45,50,51)</sup>; the only exception is a study in which time spent lying over the 24 h cycle is increased by soyabean hulls (see Holt *et al.*<sup>(46)</sup>). Physical activity over the 24 h cycle is reduced by the poorly-fermentable WB as effectively as SBP in one study<sup>(18)</sup>. However, WB has no effect on physical activity<sup>(42,44)</sup>, with even an increase in the frequency of posture changes before the second meal during the second pregnancy<sup>(42)</sup>. In three studies physical activity is reduced by OTH, although only during the 12 h light period in one study<sup>(12)</sup> and not over 24 h in the other two studies<sup>(39,42)</sup>. During the second pregnancy frequency of posture changes is affected by OTH, while standing is increased<sup>(42)</sup> (not shown in Table 3). In another study physical activity is not affected by OTH<sup>(44)</sup>. Thus, results of the poorly-fermentable OTH and WB on physical activity over the 24 h cycle are not conclusive. Highly-fermentable fibres, therefore, have a higher potential to prolong postprandial satiety. This conclusion is supported by a study in which the daily voluntary intake of several high-fibre diets was measured, which shows that the ingestion of diets with SBP (40–65%, w/w) is much lower (2.3–5.0 kg/d) than that of diets with OTH (37%; 7.7 kg/d) or WB (67%; 7.1 kg/d)<sup>(52)</sup>. The SBP-rich diets thereby reduce voluntary feed intake, with digestible energy intake approximating to levels that are acceptable for optimal reproduction. A study of the effect of a diet containing 45% (w/w) SBP fed *ad libitum* to gestating sows on their performance has concluded that feeding a high level of fermentable NSP *ad libitum* during three successive reproduction cycles has no negative effects on reproductive performance<sup>(53)</sup>.

Experimental evidence suggests that some (SBP, RS), but not all (soyabean hulls, solvent-extracted coconut meal), highly-fermentable fibre sources reduce AHP in group-housed growing pigs (Table 4). SBP silage<sup>(47)</sup> (Fig. 2) and SBP<sup>(54)</sup> tend to reduce AHP over the 24 h cycle in growing pigs, but the effect is predominantly present close to feeding. RS reduces AHP over the 24 h cycle, with the effects being significant not only after feeding, but also before the afternoon meal<sup>(48,49)</sup> (Fig. 3). In one study all treatments increase AHP about 5 h before the second meal (i.e. 4 h after the first meal), with a decrease shortly after each meal<sup>(48)</sup>. This finding is in agreement with those of a study that reports an interprandial increase in physical activity in sows starting 6–7 h before the second meal (i.e. 5–6 h after the first meal)<sup>(34)</sup>. The highest AHP is shown by pigs fed the control diet and housed in straw-bedded pens<sup>(48)</sup> (2 × 2 factorial design). The authors attribute this outcome to the presence of straw

**Table 4.** Review of prolonged effects of dietary fibre on activity-related heat production (AHP) in studies with group-housed growing pigs (GP) and sows (S)\*

Subjects	Fibre source (% w/w) and control	AHP	Reference
GP	17 SBPS v. T	↓‡	Schrama <i>et al.</i> <sup>(47)</sup>
GP	17 SBPS† v. T	↓‡	Schrama <i>et al.</i> <sup>(60)</sup>
GP	17 SBP v. GMS	↓‡	Rijnen <i>et al.</i> <sup>(54)</sup>
GP	50 SECM† v. GMS	↔	Rijnen <i>et al.</i> <sup>(51)</sup>
	48 SH† v. GMS	↔	
GP	37 RS v. GMS	↓	Schrama & Bakker <sup>(49)</sup>
GP	39 RS v. GPS	↓	Bolhuis <i>et al.</i> <sup>(48)</sup>
S	26 SBP + 13 SBH v. W + SB	↔	Ramonet <i>et al.</i> <sup>(55)</sup>
S	30 SBPS† v. T	↔	Rijnen <i>et al.</i> <sup>(51)</sup>

SBP, sugarbeet pulp; SBPS, sugarbeet-pulp silage; T, tapioca; GMS, gelatinized maize starch; SECM, solvent-extracted coconut meal; SH, soyabean hulls; RS, resistant starch; GPS, gelatinized potato starch; W + SB, wheat + soyabean meal; ↓, ↔, decreased and not affected by dietary treatment respectively.

\*Animals were group-housed in all experiments, except Ramonet *et al.*<sup>(55)</sup>. Feeding levels were 1.3 and 2.5 × maintenance requirement for sows and growing pigs respectively, except Schrama *et al.*<sup>(47)</sup> (2 × maintenance requirement) and Ramonet *et al.*<sup>(55)</sup> (sows received 37.2 MJ digestible energy/d).

†Dose–response study, the highest inclusion level is given.

‡Tendency.

being an outlet for the increased motivation to display foraging behaviour in pigs fed the control diet. However, the addition of milled wheat straw to the diet, in order to increase its bulkiness, does not significantly reduce AHP over the 24 h cycle<sup>(49)</sup>. In sows on a high-fibre diet (SBP and soyabean hulls) AHP is reduced between meals, but not when expressed as a 24 h average, probably because of increased eating time of the high-fibre diet<sup>(55)</sup>. SBP does not have a clear effect on AHP over the 24 h cycle, but a comparison of the two lowest fibre levels with the two highest fibre levels (contrast analysis), shows a decrease in AHP in the pigs on the highest-fibre diets<sup>(51)</sup>.

## Conclusion

As was hypothesized, stereotypies and substrate-directed behaviours are reduced by dietary fibre immediately following a meal, irrespective of its source, indicating enhanced immediately-postprandial satiety. These oral behaviours, therefore, appear to be useful for measuring immediately-postprandial effects of dietary fibre on satiety and feeding motivation. General physical activity after feeding appears to be a less-reliable indicator of immediately-postprandial satiety. The effects of dietary fibre on oral behaviours after feeding are most probably associated with bulkiness properties. The effects of resistant starch, low in bulk but highly fermentable, on postprandial behaviour and satiety in pigs remain to be studied.

Highly-fermentable dietary fibres clearly reduce physical activity for many hours after a meal, whereas the effects of poorly-fermentable fibre sources are less conclusive. This finding suggests that highly-fermentable fibres prolong satiety and reduce feeding motivation for many hours after

feeding. Except for the immediate postprandial period, very low levels of stereotypies are generally shown. Thus, as expected, physical activity, but not stereotypic behaviour, appears to be a reliable indicator of prolonged postprandial satiety. There is no conclusive evidence of specific characteristics of fibre sources having prolonged effects on substrate-directed behaviours, as both highly- and poorly-fermentable fibres reduce this behaviour. However, the effects of poorly-fermentable fibre sources have only been measured in a few studies and mainly just before meals. It is not expected that they have prolonged effects on satiety and feeding motivation for many hours after a meal.

It has been demonstrated that the effects of dietary fibre on satiety and feeding motivation depend on specific characteristics of fibre sources used. Thus, when searching for diets that optimally stimulate long-term satiety in sows, but probably also in other animal species and in man, it is important to take these characteristics into account.

### Acknowledgements

Each author contributed fully to the review presented in this manuscript. This work was fully funded by Wageningen University. The authors have no conflicts of interest to report.

### References

- Meunier-Salaün MC, Edwards SA & Robert S (2001) Effect of dietary fibre on the behaviour and health of the restricted fed sow. *Anim Feed Sci Technol* **90**, 53–69.
- Zaczek V, Jones EKM, Macleod MG & Hocking PM (2003) Dietary fibre improves welfare of female broiler breeders. *Br Poult Sci* **44**, S30–S31.
- Van Krimpen MM, Kwakkel RP, Reuvekamp BFJ, Van Der Peet-Schwering CMC, Den Hartog LA & Verstegen MWA (2005) Impact of feeding management on feather pecking in laying hens. *Worlds Poult Sci J* **61**, 663–686.
- Redbo I & Nordblad A (1997) Stereotypies in heifers are affected by feeding regime. *Appl Anim Behav Sci* **53**, 193–202.
- Stolba A & Wood-Gush DGM (1989) The behaviour of pigs in a semi-natural environment. *Anim Prod* **48**, 419–425.
- Schley L & Roper TJ (2003) Diet of wild boar *Sus scrofa* in Western Europe, with particular reference to consumption of agricultural crops. *Mamm Rev* **33**, 43–56.
- Gundlach H (1968) Brutfürsorge, Brutpflege, Verhaltensontogenese und Tagesperiodik beim Europäischen Wildschwein (*Sus scrofa* L.) (Maternal care, pre- and postnatal, behavioral ontogeny, and circadian activity of the European wild boar (*Sus scrofa* L)). *Z Tierpsychol* **25**, 955–995.
- Terlouw CEM, Lawrence AB & Illius AW (1991) Influences of feeding level and physical restriction on development of stereotypies in sows. *Anim Behav* **42**, 981–991.
- Wiepkema PR (1971) Positive feedbacks at work during feeding. *Behaviour* **39**, 266–273.
- Hughes BO & Duncan IJH (1988) The notion of ethological 'need', models of motivation and animal welfare. *Anim Behav* **36**, 1696–1707.
- Brouns F, Edwards SA & English PR (1994) Effect of dietary fibre and feeding system on activity and oral behaviour of group housed gilts. *Appl Anim Behav Sci* **39**, 215–223.
- Bergeron R, Bolduc J, Ramonet Y, Meunier-Salaün MC & Robert S (2000) Feeding motivation and stereotypies in pregnant sows fed increasing levels of fibre and/or food. *Appl Anim Behav Sci* **70**, 27–40.
- Lawrence AB, Appleby MC & MacLeod HA (1988) Measuring hunger in the pig using operant conditioning: the effect of food restriction. *Anim Prod* **47**, 131–137.
- Lawrence AB & Terlouw EM (1993) A review of behavioral factors involved in the development and continued performance of stereotypic behaviors in pigs. *J Anim Sci* **71**, 2815–2825.
- Ödberg FO (1978) Abnormal behaviours: (stereotypies). *Proceedings of the 1st World Congress on Ethology Applied to Zootechnics*, pp. 475–480. Madrid, Spain: Industrias Graficas España.
- Cronin GM (1985) The development and significance of abnormal stereotyped behaviours in tethered sows. PhD Thesis, Wageningen University, The Netherlands.
- Terlouw CEM, Wiersma A, Lawrence AB & MacLeod HA (1993) Ingestion of food facilitates the performance of stereotypies in sows. *Anim Behav* **46**, 939–950.
- Ramonet Y, Robert S, Aumaître A, Dourmad JY & Meunier-Salaün MC (2000) Influence of the nature of dietary fibre on digestive utilization, some metabolite and hormone profiles and the behaviour of pregnant sows. *Anim Sci* **70**, 275–286.
- Beattie VE & O'Connell NE (2002) Relationship between rooting behaviour and foraging in growing pigs. *Anim Welf* **11**, 295–303.
- Day JEL, Kyriazakis I & Lawrence AB (1995) The effect of food deprivation on the expression of foraging and exploratory behaviour in the growing pig. *Appl Anim Behav Sci* **42**, 193–206.
- Jensen MB, Kyriazakis I & Lawrence AB (1993) The activity and straw directed behaviour of pigs offered foods with different crude protein content. *Appl Anim Behav Sci* **37**, 211–221.
- De Leeuw JA & Ekel ED (2004) Effects of feeding level and the presence of a foraging substrate on the behaviour and stress physiological response of individually housed gilts. *Appl Anim Behav Sci* **86**, 15–25.
- Whittaker X, Spoolder HAM, Edwards SA, Lawrence AB & Corning S (1998) The influence of dietary fibre and the provision of straw on the development of stereotypic behaviour in food restricted pregnant sows. *Appl Anim Behav Sci* **61**, 89–102.
- Champ M, Langkilde A-M, Brouns F, Kettlitz B & Le Bail-Collet YLB (2003) Advances in dietary fibre characterisation. 1. Definition of dietary fibre, physiological relevance, health benefits and analytical aspects. *Nutr Res Rev* **16**, 71–82.
- Van Soest PJ, Robertson JB & Lewis BA (1991) Methods for dietary fiber, neutral detergent fiber, and nonstarch polysaccharides in relation to animal nutrition. *J Dairy Sci* **74**, 3583–3597.
- Bach Knudsen KE (2001) The nutritional significance of 'dietary fibre' analysis. *Anim Feed Sci Technol* **90**, 3–20.
- Paintal AS (1954) A study of gastric stretch receptors. Their role in the peripheral mechanism of satiation of hunger and thirst. *J Physiol* **126**, 255–270.
- Rolls ET & Rolls JH (1997) Olfactory sensory-specific satiety in humans. *Physiol Behav* **61**, 461–473.
- Cummings DE & Overduin J (2007) Gastrointestinal regulation of food intake. *J Clin Invest* **117**, 13–23.
- Bergman EN (1990) Energy contributions of volatile fatty acids from the gastrointestinal tract in various species. *Physiol Rev* **70**, 567–590.



31. Stevens CE & Hume ID (1998) Contributions of microbes in vertebrate gastrointestinal tract to production and conservation of nutrients. *Physiol Rev* **78**, 393–427.
32. Rérat A (1996) Influence of the nature of carbohydrate intake on the absorption chronology of reducing sugars and volatile fatty acids in the pig. *Reprod Nutr Dev* **36**, 3–19.
33. Van Leeuwen P & Jansman AJM (2007) Effects of dietary water holding capacity and level of fermentable organic matter on digesta passage in various parts of the digestive tract in growing pigs. *Livest Sci* **109**, 77–80.
34. de Leeuw JA, Jongbloed AW & Verstegen MWA (2004) Dietary fiber stabilizes blood glucose and insulin levels and reduces physical activity in sows (*Sus scrofa*). *J Nutr* **134**, 1481–1486.
35. Bauer E, Williams BA, Voigt C, Mosenthin R & Verstegen MWA (2001) Microbial activities of faeces from unweaned and adult pigs, in relation to selected fermentable carbohydrates. *Anim Sci* **73**, 313–322.
36. Zonderland JJ, De Leeuw JA, Nolten C & Spoolder HAM (2004) Assessing long-term behavioural effects of feeding motivation in group-housed pregnant sows; What, when and how to observe. *Appl Anim Behav Sci* **87**, 15–30.
37. De Leeuw JA, Zonderland JJ, Altena H, Spoolder HAM, Jongbloed AW & Verstegen MWA (2005) Effects of levels and sources of dietary fermentable non-starch polysaccharides on blood glucose stability and behaviour of group-housed pregnant gilts. *Appl Anim Behav Sci* **94**, 15–29.
38. Van der Peet-Schwering CMC, Spoolder HAM, Kemp B, Binnendijk GP, den Hartog LA & Verstegen MWA (2003) Development of stereotypic behaviour in sows fed a starch diet or a non-starch polysaccharide diet during gestation and lactation over two parities. *Appl Anim Behav Sci* **83**, 81–97.
39. Robert S, Bergeron R, Farmer C & Meunier-Salaün MC (2002) Does the number of daily meals affect feeding motivation and behaviour of gilts fed high-fibre diets? *Appl Anim Behav Sci* **76**, 105–117.
40. Braund JP, Edwards SA, Riddoch I & Buckner LJ (1998) Modification of foraging behaviour and pasture damage by dietary manipulation in outdoor sows. *Appl Anim Behav Sci* **56**, 173–186.
41. Danielsen V & Vestergaard E-M (2001) Dietary fibre for pregnant sows: effect on performance and behaviour. *Anim Feed Sci Technol* **90**, 71–80.
42. Robert S, Matte JJ, Farmer C, Girard CL & Martineau GP (1993) High-fibre diets for sows: effects on stereotypies and adjunctive drinking. *Appl Anim Behav Sci* **37**, 297–309.
43. Ramonet Y, Meunier-Salaün MC & Dourmad JY (1999) High-fiber diets in pregnant sows: digestive utilization and effects on the behavior of the animals. *J Anim Sci* **77**, 591–599.
44. Robert S, Rushen J & Farmer C (1997) Both energy content and bulk of food affect stereotypic behaviour, heart rate and feeding motivation of female pigs. *Appl Anim Behav Sci* **54**, 161–171.
45. Whittaker X, Edwards SA, Spoolder HAM, Lawrence AB & Corning S (1999) Effects of straw bedding and high fibre diets on the behaviour of floor fed group-housed sows. *Appl Anim Behav Sci* **63**, 25–39.
46. Holt JP, Johnston LJ, Baidoo SK & Shurson GC (2006) Effects of a high-fiber diet and frequent feeding on behavior, reproductive performance, and nutrient digestibility in gestating sows. *J Anim Sci* **84**, 946–955.
47. Schrama JW, Verstegen MWA, Verboeket PHJ, Schutte JB & Haaksma J (1996) Energy metabolism in relation to physical activity in growing pigs as affected by type of dietary carbohydrate. *J Anim Sci* **74**, 2220–2225.
48. Bolhuis JE, Van den Brand H, Staals STM, Zandstra T, Alferink SJJ, Heetkamp MJW & Gerrits WJJ (2008) Effects of fermentable starch and straw-enriched housing on energy partitioning of growing pigs. *Animal* (In the Press).
49. Schrama JW & Bakker GC (1999) Changes in energy metabolism in relation to physical activity due to fermentable carbohydrates in group-housed growing pigs. *J Anim Sci* **77**, 3274–3280.
50. McGlone JJ & Fullwood SD (2001) Behavior, reproduction, and immunity of crated pregnant gilts: effects of high dietary fiber and rearing environment. *J Anim Sci* **79**, 1466–1474.
51. Rijnen MMJA, Verstegen MWA, Heetkamp MJW, Haaksma J & Schrama JW (2003) Effects of dietary fermentable carbohydrates on behavior and heat production in group-housed sows. *J Anim Sci* **81**, 182–190.
52. Brouns F, Edwards SA & English PR (1995) Influence of fibrous feed ingredients on voluntary intake of dry sows. *Anim Feed Sci Technol* **54**, 301–313.
53. van der Peet-Schwering CMC, Kemp B, Plagge JG, Vereijken PFG, den Hartog LA, Spoolder HAM & Verstegen MWA (2004) Performance and individual feed intake characteristics of group-housed sows fed a nonstarch polysaccharides diet ad libitum during gestation over three parities. *J Anim Sci* **82**, 1246–1257.
54. Rijnen MMJA, Van den Borne JJGC, Schrama JW & Gerrits WJJ (2003) Housing conditions and carbohydrate source affect within-day variation of energy metabolism in growing pigs. In *Progress in Research on Energy and Protein Metabolism*. European Association for Animal Production Publication no. 109, pp. 367–370 [WB Souffrant and CC Metges, editors]. Wageningen, The Netherlands: Wageningen Academic Publishers.
55. Ramonet Y, Van Milgen J, Dourmad JY, Dubois S, Meunier-Salaün MC & Noblet J (2000) The effect of dietary fibre on energy utilisation and partitioning of heat production over pregnancy in sows. *Br J Nutr* **84**, 85–94.
56. Auffret A, Ralet MC, Guillon F, Barry JL & Thibault JF (1994) Effect of grinding and experimental conditions on the measurement of hydration properties of dietary fibres. *Lebensm Wiss Technol* **27**, 166–172.
57. Dongowski G & Ehwald R (1999) Binding of water, oil, and bile acids to dietary fibers of the cellan type. *Biotechnol Prog* **15**, 250–258.
58. Renard CMGC, Crépeau MJ & Thibault JF (1994) Influence of ionic strength, pH and dielectric constant on hydration properties of native and modified fibres from sugar-beet and wheat bran. *Ind Crop Prod* **3**, 75–84.
59. Tsaras LN, Kyriazakis I & Emmans GC (1998) The prediction of the voluntary food intake of pigs on poor quality foods. *Anim Sci* **66**, 713–723.
60. Schrama JW, Bosch MW, Verstegen MW, Vorselaars AH, Haaksma J & Heetkamp MJ (1998) The energetic value of nonstarch polysaccharides in relation to physical activity in group-housed, growing pigs. *J Anim Sci* **76**, 3016–3023.