




RESEARCH ARTICLE

Linking leader inclusiveness to employee voice: Exploring dual-mediation paths

Lei Gong¹ , Shuqin Zhang²  and Zhiying Liu³ 

¹Alibaba Business School, Hangzhou Normal University, Hangzhou, China; ²School of Finance, Nanjing University of Finance & Economics, Nanjing, China and ³School of Management, University of Science and Technology of China, Hefei, China

Corresponding author: Shuqin Zhang; Email: sq421226@126.com

(Received 2 March 2023; revised 2 May 2024; accepted: 15 May 2024)

Abstract

Previous literature generally acknowledged that leader inclusiveness has positive effects on employee voice. However, emerging research and practice commentary highlight the importance of considering the potential dark side of leader inclusiveness on employee voice. This study examines the dual-path mechanism by which leader inclusiveness influences employee voice through perceived autonomy and cognitive dependence and investigates the moderating role of performance-prove goal orientation within this dynamic. Based on data from 286 independent leader-subordinate dyads working in China, we find that leader inclusiveness can promote employee voice by increasing perceived autonomy, and hinder employee voice by increasing cognitive dependence. Furthermore, performance-prove goal orientation weakens the positive indirect effect of leader inclusiveness on voice via perceived autonomy and strengthens the negative indirect effect of leader inclusiveness on voice via cognitive dependence. These findings contribute to a better understanding of how leader inclusiveness affects employee voice behavior through dual pathways and its boundary conditions.

Keywords: leader inclusiveness; voice; perceived autonomy; cognitive dependence; performance-prove goal orientation

Introduction

Employees are often among the first people to encounter issues in day-to-day operations and thus have access to unique information that may otherwise go unnoticed or be overlooked by managers at higher levels of the organizational hierarchy (Park, Tangirala, Hussain, & Ekkirala, 2022). Employee voice, which is defined as employees' upward expression of work ideas, opinions, or concerns regarding work-related issues to their supervisors (Detert & Burris, 2007; Li & Tangirala, 2021), is crucial for team and organization development. Employee voice behavior can offer many benefits, such as improving work inefficiencies, reducing errors, improving decision quality, and enhancing innovation, resilience, and performance (e.g., Burris, 2012; Li, Liao, Tangirala, & Firth, 2017; Li & Tangirala, 2022; Liang, Farh, & Farh, 2012). However, given that voice emphasizes the expression of constructive challenges aimed at improving or even upsetting the status quo (Van Dyne & LePine, 1998), employees balance the risks and benefits of speaking up. Thus, it is crucial to improve our understanding of the conditions that favor or inhibit voice behavior and to identify people who are more inclined to provide or avoid providing valuable information (Park et al., 2022).

Leadership behaviors play a vital role in enabling employees to engage in voice behaviors (e.g., Burris, 2012; Burris, Detert, & Chiaburu, 2008; Detert & Burris, 2007; McClean, Burris, & Detert, 2013). Indeed, voice represents a form of social interaction between employees and the environment

1
2
3
4
5
6
7
8
9
10
11
12
13
14
15
16
17
18
19
20
21
22
23
24
25
26
27
28
29
30
31
32
33
34
35
36
37
38
39
40
41
42
43
44
45
46
47
48
49
50
51

(e.g., leaders) (Li, Li, Chen, & Crant, 2022). In other words, employees calculate their perceived benefits and potential costs based on their leader's actions and signals. We focus on leader inclusiveness, which is characterized by openness, accessibility, and availability in the context of interactions with followers (Carmeli, Reiter-Palmon, & Ziv, 2010; Nembhard & Edmondson, 2006). Employees are more likely to speak up when their leaders are perceived to be open to subordinates' input (Detert & Burris, 2007; Tangirala & Ramanujam, 2012) and when the employees themselves feel welcomed and appreciated by their leaders (Edmondson, 2003; Nembhard & Edmondson, 2006).

Previous research has demonstrated that leader inclusiveness is conducive to employee voice behavior (Guo, Zhu, & Zhang, 2022; Jiang, Ding, Wang, & Li, 2022; Weiss, Kolbe, Grote, Spahn, & Grande, 2018; Ye, Wang, & Guo, 2019). For example, Jolly and Lee (2021), drawing on basic needs satisfaction theory, found that inclusive leaders are associated with employee voice through the satisfaction of followers' basic needs for relatedness and competence. Jiang et al. (2022) demonstrated that inclusive leaders influence employee voice indirectly via leader-member exchange. However, recent studies have posited that inclusive leaders are not effective in all situations. A common saying in China stipulates that 'a kind mother makes a wastrel', and some scholars have proposed that leader inclusiveness also has an adverse effect on employee behavior (Korkmaz, van Engen, Knappert, & Schalk, 2022; Zhu, Xu, & Zhang, 2020). For instance, leader inclusiveness is negatively related to psychological availability (Busse & Regenber, 2019) and challenge-related stress (Zhu et al., 2020), and it thereby ultimately limits employee behavior.

Therefore, although at first glance, it might appear that the influence of leader inclusiveness is straightforward—namely, it stimulates voice—we propose that a closer examination suggests that the issue is more complex. Some leadership behaviors can have two different consequences, leading to autonomous/independent versus compliant/dependent employees (Krause, Goncalo, Tadmor, & Processes, 2021; Wang & Howell, 2010). Hence, we argue that leader inclusiveness has two paradoxical effects on employee voice behaviors through perceived autonomy and cognitive dependency. Specifically, by providing subordinates with assistance and guidance, sharing decision-making, and establishing an inclusive climate, inclusive leaders offer their subordinates perceived autonomy, which in turn enhances their voice. Furthermore, an employee's perception of his or her leader as inclusive may cause the employee in question to become dependent on the leader in terms of constant availability and accessibility (Kark, Shamir, & Chen, 2003), a situation that in turn inhibits employee voice.

Furthermore, the extent to which leader inclusiveness influences voice may be specific to the individual. To elaborate on leaders' role in employee voice, we integrate the perspectives of individual differences in goal orientation with the goal of examining the boundary conditions associated with the mediation process. Given the limited resources and increasingly competitive environments they face, employees must often outperform their peers to obtain rewards or promotions. Therefore, we focus on performance-prove goal orientation. Performance-prove goal orientation focuses on obtaining favorable evaluations and avoiding negative judgments from others (Gong, Wang, Huang, & Cheung, 2017). However, individuals who exhibit a strong performance-prove goal orientation and who are driven by a self-centered agentic orientation tend to remain more silent than others (Chae, Park, & Choi, 2019; Marinova, Moon, & Kamdar, 2013). We thus propose that performance-prove goal orientation may influence subordinates' reactions to leader inclusiveness.

In this study, we integrate the hitherto disjointed literature on inclusiveness and voice to investigate why and when leader inclusiveness is related to employee voice. Accordingly, this study contributes to the literature in several ways. First, we adopt a more comprehensive perspective on the complex mediating mechanism underlying the effect of leader inclusiveness on employee voice. Leader inclusiveness provides fertile ground for the enhancement of subordinates' perceived autonomy and cognitive dependence, which in turn have a paradoxical effect on subordinates' voice. Hence, this study explains how leader inclusiveness serves as both a benefit and a detriment to subordinates' voice and responds to the call for further research on the possible downsides of leader inclusiveness (Korkmaz et al., 2022; Randel et al., 2018). Second, this study reveals that performance-prove goal

52
53
54
55
56
57
58
59
60
61
62
63
64
65
66
67
68
69
70
71
72
73
74
75
76
77
78
79
80
81
82
83
84
85
86
87
88
89
90
91
92
93
94
95
96
97
98
99
100
101
102

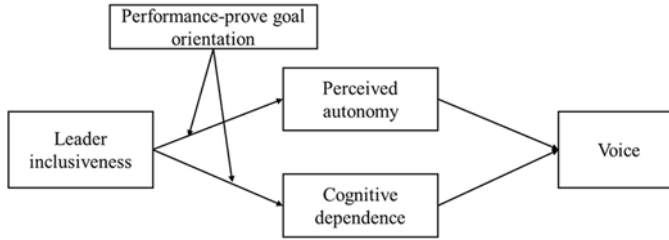


Figure 1. Theoretical model.

orientation serves as a boundary condition that can weaken the positive indirect effect and strengthen the negative indirect effect of leader inclusiveness on employee voice, thereby advancing previously proposed explorations of the vital role played by individual factors in shaping the effect of leader behavior. This study can also remind organizational managers of the double-edged impact of inclusive leadership and help them develop strategies to promote employee voice behavior in practice. Our proposed theoretical framework is summarized in Figure 1.

Theoretical background and hypothesis development

Leader inclusiveness

Leader inclusiveness was initially introduced into the context of management studies by Nembhard and Edmondson (2006) and was defined as ‘words and deeds by a leader or leaders that indicate an invitation and appreciation for others’ contributions’ (p. 947). Based on this foundation, Carmeli et al. (2010) proposed that leader inclusiveness, as a specific form of relationship leadership, refers to the openness, accessibility and availability exhibited by leaders in their interactions with their followers. More specifically, inclusive leaders tend to be highly approachable and willing to listen and pay attention to the needs of their subordinates. In addition, the literature has emphasized the unique attributes of leader inclusiveness that distinguish it from other similar leadership styles (Nguyen, Nguyen, Nong, & Nguyen, 2024). For instance, unlike in participative leadership, leader inclusiveness intentionally values each team member’s unique and often divergent perspectives, thus ensuring that these views are considered rather than overlooked (Mitchell et al., 2015). Furthermore, leader inclusiveness is distinguished from transformational leadership by its dual focus on addressing employees’ needs (Hollander, 2012) and facilitating a process of reciprocal influence between leaders and followers (Carmeli et al., 2010). These nuanced differences indicate that leader inclusiveness is a strategy that uniquely fosters an environment of respect, consideration, and mutual engagement.

Leader inclusiveness has been increasingly viewed as a critical determinant of employees’ behaviors (Hirak, Peng, Carmeli, & Schaubroeck, 2012; Mitchell et al., 2015). Previous studies have generally shown that inclusive leaders can encourage employees to share their ideas and concerns, thereby contributing to the establishment of a work atmosphere that is characterized by trust, openness, and mutual respect and promoting a more vocal workforce (Jiang et al., 2022; Ye et al., 2019). Clearly, when leaders actively seek and value input from their followers, thereby embracing diverse perspectives, they typically lead those employees to feel more empowered to develop innovative solutions or voice their concerns at work. Several scholars, however, have offered a novel perspective by introducing a caveat regarding the possible unintended outcomes of leader inclusiveness (Busse & Regenber, 2019; Korkmaz et al., 2022). For example, Zheng, Yang, Diaz and Yu (2018) found that in highly inclusive environments, employees may become less concerned about being excluded and may even begin to question their supervisor’s assertiveness, thus potentially diminishing their effort in the workplace. Moreover, Zhu et al. (2020) demonstrated that inclusive leaders may cause employees to be less afraid of being punished for mistakes and thus reduce their sense of responsibility for their work, thereby undermining their creativity. These studies have suggested that excessive inclusiveness

might, in certain situations, weaken decision-making processes or blur the lines of accountability. In conclusion, previous research has indicated that the impact of leadership inclusiveness on employee behaviors may be multifaceted and not uniformly beneficial. Unfortunately, insufficient attention has been given to the double-edged sword effect of leadership inclusiveness on employee voice, a topic that deserves further exploration.

Leader inclusiveness, perceived autonomy, and voice

Perceived autonomy has been conceptualized as the extent to which employees feel that they have substantial control over the performance of their work (Deci & Ryan, 2013). This construct is also synonymous with self-determination, one of the four dimensions of psychological empowerment, and involves an individual's perception of choice regarding the initiation and regulation of actions related to immediate work behaviors and processes (Balkin, Roussel, & Werner, 2015; Spreitzer, 1995). Consequently, the terms perceived autonomy and self-determination are used interchangeably throughout this study. Perceived autonomy captures the essential individual self as an autonomous and independent actor in the context of work-related activities (Zhang & Chen, 2013). Notably, perceived autonomy is not the same as job autonomy, which results from job design factors that have been identified in job characteristics research (Balkin et al., 2015). A common situation is that an employee may occupy a position that is characterized by a high degree of job autonomy—which is structured through job design—but nevertheless experience low self-determination as a result of rigorous time constraints on the completion of a difficult task or other restrictions on outcomes based on a performance rating system (Balkin et al., 2015).

Work environment factors, particularly leadership styles, have significant impacts on employees' perceptions of autonomy (Lee, Tao, Li, & Sun, 2021; Zhang & Chen, 2013). The majority of the literature on leader inclusiveness has, at various points, referenced the concept of autonomy (e.g., Carmeli et al., 2010; Choi, Tran, & Kang, 2017; Fang, Chen, Wang, & Chen, 2019). In reference to previous studies, we argue that leader inclusiveness can promote employees' perceptions of autonomy in two ways. First, leader inclusiveness encourages employees to participate in decision-making. Leader inclusiveness is committed to the development of a process of reciprocal influence between leaders and subordinates (Carmeli et al., 2010; Roberson & Perry, 2022). This approach transcends mere directive leadership by fostering actions that guarantee subordinate engagement in decision-making processes (Nembhard & Edmondson, 2006), thereby augmenting subordinates' sense of control over work-related activities. Second, leader inclusiveness fosters a supportive work environment that encourages risk-taking, provides guidance, and nurtures personal and professional growth. In such an environment, subordinates experience an elevated sense of freedom in their performance of their roles, which is enhanced by the assurance of steadfast support from their leaders; this, in turn, bolsters their perceptions of autonomy (Spreitzer, 1996). Therefore, we propose the following hypothesis:

Hypothesis 1: Leader inclusiveness is positively related to perceived autonomy.

Furthermore, we argue that subordinates who experience autonomy are characterized by free choice, enhanced intrinsic motivation, and positive moods, thus leading to stronger voice behaviors. Perceived autonomy allows employees not only to find and cultivate novel ideas but also to put those ideas into practice (Shakil, Memon, & Ting, 2023). Hence, during this process, subordinates exhibit high self-determination, and they are more likely to identify work-related problems and generate work-related solutions. This process is very important because it is an integral part of voice. Voice emphasizes the expression of constructive opinions and challenges that are intended to improve rather than merely to criticize (Van Dyne & LePine, 1998). Accordingly, the development of better solutions that challenge the status quo is the first step in voice.

154
155
156
157
158
159
160
161
162
163
164
165
166
167
168
169
170
171
172
173
174
175
176
177
178
179
180
181
182
183
184
185
186
187
188
189
190
191
192
193
194
195
196
197
198
199
200
201
202
203
204

The second step in voice is to express this information to the leader. A general consensus indicates that when employees have the autonomy to decide how to perform their work, they are more intrinsically motivated than in situations in which they are merely told what to do (e.g., Chiniara & Bentein, 2016; Eisenberger & Aselage, 2009; Schneider, Nebel, Beege, & Rey, 2018; Zuckerman, Porac, Lathin, & Deci, 1978). When employees act based on intrinsic motivation, they internalize work standards, thus rendering them willing to engage in pro-organizational behaviors, such as voice behavior (Zhang & Chen, 2013). In addition, by allowing their subordinates to complete a task in their own style, leaders may convey that they trust their subordinates' ability, skills, and judgment (Eisenberger, Rhoades, & Cameron, 1999). Such experiences enhance subordinates' perceived leader support and positive moods at work (Eisenberger et al., 1999), thus promoting their extra-role performance (Balkin et al., 2015). This situation is conducive to an increase in the perceived efficacy of voice, which is one reason for promoting employee voice behavior. Therefore, we propose the following hypotheses:

Hypothesis 2: Perceived autonomy is positively related to employee voice.

Hypothesis 3: Perceived autonomy positively mediates the relationship between leader inclusiveness and employee voice.

Leader inclusiveness, cognitive dependence, and voice

Dependence on a leader takes several forms, and it includes both cognitive and motivational components (Eisenbeiß & Boerner, 2013; Kark et al., 2003). In general, cognitive dependence indicates how a subordinate is restricted in terms of his or her ability to continue working and to make decisions without a leader's direction. In contrast, motivational dependence indicates that a subordinate's drive is contingent upon acknowledgment and endorsement from the leader. In this study, we aim to capture this cognitive dependence on a leader, specifically regarding the uncritical acceptance of a leader's ideas and directions.

Although inclusiveness is considered a virtue across various cultures and philosophical traditions, it may have downsides. A Chinese saying expresses the following point: 'ci mu duo bai er' (a fond mother spoils the son). This saying conveys the same meaning as the phrase 'spare the rod, spoil the child'. Moreover, this logic applies to the relationship between leaders and subordinates; that is, some leaders' behaviors may cause their subordinates to become dependent on them (Shamir, 1991). Leader inclusiveness conveys a clear signal to subordinates that it is safe to approach leaders and that leaders are always available and accessible to subordinates to discuss issues (Carmeli et al., 2010). To demonstrate inclusiveness, a leader remains in a state of readiness. In such a context, regardless of the problem at hand, a subordinate can turn to the leader and obtain a solution. This situation reduces the opportunities for subordinates to think independently. Over time, these followers begin simply to admire and obey their leader's instructions and orders. Accordingly, cognitive dependence on the leader is established.

Furthermore, while leader inclusiveness encourages and embraces diverse contributions, an inclusive leader does not punish subordinates for failing to contribute or even for making mistakes. The fault tolerance exhibited by an inclusive leader entails that when employees make a mistake, the leader tends to forgive them and to avoid disowning them entirely (Wang, Chen, & Li, 2021). Although such toleration of subordinates' failures and mistakes is associated with certain benefits, it can also contribute to passivity on the part of subordinates. It can also lead to compliance and dependence on the part of subordinates because they face no negative consequences. In contexts featuring inclusive leaders, then, it is possible for subordinates to become passive and uncritical; in this context, subordinates who lack initiative or any sense of responsibility are nevertheless accepted (Kelley, 1988). Such subordinates simply perform the tasks they are assigned and then stop working without reflection or

205
206
207
208
209
210
211
212
213
214
215
216
217
218
219
220
221
222
223
224
225
226
227
228
229
230
231
232
233
234
235
236
237
238
239
240
241
242
243
244
245
246
247
248
249
250
251
252
253
254
255

criticism. Over time, they become unambitious and trapped in a muddle-along mentality. Therefore, we propose the following hypothesis:

Hypothesis 4: Leader inclusiveness is positively related to cognitive dependence on leaders.

When subordinates' cognitive dependence on their leader increases, such subordinates tend to focus more on in-role behavior. Namely, they are expected to perform tasks that are within the scope of their job requirements without engaging in thought or criticism. This situation is detrimental to subordinates' voice behaviors. Voice behavior is an important component of extra-role behavior, and while voice offers a wide range of benefits, it is not required by organizations (Walumbwa & Schaubroeck, 2009). That is, subordinates who are dependent on their leader do not pay attention to the importance of making innovative suggestions regarding change or recommending modifications to standard procedures. In addition, voice is a change-oriented behavior (Morrison, 2014) that may challenge and upset the status quo of a team and its power holders (Detert & Burris, 2007). Dependence on a leader can thus limit a subordinate's ability to advance at work and make decisions (Kark et al., 2003), let alone challenge the status quo.

Another concern is that cognitive dependence may result in unconditional and blind trust in a leader (Kollmann, Stöckmann, Krell, Peschl, & Buchwald, 2013). With such trust, a leader is free to guide subordinates without any constraints. In such a situation, it is difficult for subordinates to detect the mistakes made by their leader and the problems that exist within their team in a timely manner. They may be satisfied with the status quo of their organization, believing that their leader is capable of doing anything well. Therefore, they are less willing to communicate information upward because they feel that their leader may already have taken such information into account. Thus, we propose the following hypotheses:

Hypothesis 5: Cognitive dependence on leaders is negatively related to employee voice.

Hypothesis 6: Cognitive dependence on leaders negatively mediates the relationship between leader inclusiveness and employee voice.

The moderating role of performance-prove goal orientation

A goal orientation reflects the individual's underlying goal preference in an achievement situation (Dietz, van Knippenberg, Hirst, & Restubog, 2015; VandeWalle, 1997). The literature has identified three types of goal orientation based on differences in competence-relevant striving (VandeWalle, 1997). One such goal orientation is the performance-prove goal orientation. Individuals who exhibit a high level of performance-prove goal orientation desire to demonstrate their competence, perform excellently, and receive positive feedback from others (VandeWalle, 1997). Such a performance-prove goal orientation emphasizes proving oneself and engaging in competition (Dietz et al., 2015; Zhu, Chen, Wang, Jin, & Wang, 2019). In this context, we focus only on the performance-prove goal orientation (Dietz et al., 2015). Given that Chinese enterprises have limited resources, this situation often requires employees to compete with their colleagues for promotions and rewards. In most cases, enterprises do not have clear criteria for promotions, and even in cases in which certain criteria have been established, employees must compete with colleagues who have already met all these criteria. Accordingly, meeting these criteria necessarily leads to rewards or promotions. For example, when the top 10% of employees can obtain a monthly performance evaluation of A, employees tend to achieve short-term results because only by performing better than their colleagues can they obtain access to limited resources. Therefore, in the current situation of increasingly fierce competition in China, it is critical to consider the influence of performance-prove goal orientation on employee performance, especially regarding extra-role performance (Kakkar, Tangirala, Srivastava, & Kamdar, 2016).

We suggest that a strong performance-prove goal orientation weakens the positive effects of leader inclusiveness on employee voice. Subordinates who exhibit a strong performance-prove goal orientation focus on demonstrating the adequacy of their abilities or avoiding negative judgments from others (Gong et al., 2017). They typically select easier work or exert less effort because they believe that their mistakes or defeats are the result of their own lack of capability (Dweck & Leggett, 1988). Easier work is more closely associated with mechanical work, which reduces the possibility of perceived autonomy. This fact implies that although inclusive leaders offer subordinates more freedom and share their decision-making power, these subordinates are inclined to minimize possible negative judgments or punishments (Seijts, Latham, Tasa, & Latham, 2004). Freedom indicates that leaders believe in their subordinates' abilities, thus instilling in them a greater sense of uncertainty and risk. To reduce such uncertainty, these subordinates reject partial autonomy from their leaders and instead seek to engage in more deterministic activities, thus proving their competence. It can thus be inferred that a performance-prove goal orientation weakens the positive relationship between leader inclusiveness and perceived autonomy, which in turn weakens employee voice. Therefore, we propose the following hypotheses:

Hypothesis 7: Performance-prove goal orientation moderates the relationship between leader inclusiveness and perceived autonomy such that this positive relationship is stronger when performance-prove goal orientation is lower.

Hypothesis 8: Performance-prove goal orientation moderates the indirect relationship between leader inclusiveness and employee voice through perceived autonomy such that the positive indirect relationship is stronger when performance-prove goal orientation is lower.

In addition, performance-prove goal orientation has the potential to strengthen the negative effects of leader inclusiveness on employee voice. Specifically, individuals who are performance-oriented, that is, those who are driven by a desire to excel or motivated by the fear of failure, are more likely to engage in unethical behaviors, such as cheating. This propensity can further lead to sycophantic tendencies toward leaders as they seek to secure their position or gain favor through underhanded means. In some cases, it is understandable that performance-oriented people view cheating as a viable means to achieve their performance goals (Van Yperen, Hamstra, & van der Klauw, 2011). Similarly, flattery and unreserved acceptance of a leader's views can also be viewed as paths to success. Moreover, dependence on and obedience to a leader can effectively meet the needs of inclusive leaders, that is, accessibility and availability. This approach also satisfies their need to maintain close relationships with their subordinates. Thus, performance-prove goal orientation reinforces the positive relationship between leader inclusiveness and cognitive dependence on a leader. In addition, performance-oriented employees are driven by a self-centered agentic orientation, which encourages them to help others only when doing so serves their self-interest (Marinova et al., 2013). These employees focus more on personal performance and less on the well-being and benefit of others or teams (Chae et al., 2019). They also remain silent regarding topics that are unrelated to their interests. Therefore, we propose the following hypotheses:

Hypothesis 9: Performance-prove goal orientation moderates the relationship between leader inclusiveness and cognitive dependence such that this positive relationship is stronger when performance-prove goal orientation is higher.

Hypothesis 10: Performance-prove goal orientation moderates the indirect relationship between leader inclusiveness and employee voice through cognitive dependence such that the negative indirect relationship is stronger when performance-prove goal orientation is higher.

Methods

Participants and procedures

Our participants were recruited online via Credamo (<https://www.credamo.com/>), a Chinese survey platform that is similar to MTurk and provides professional data collection services to researchers and institutions; this platform has been widely used in China (e.g., Zhang, Chen, Liu, He, & Cheng, 2021; Zhang, Wang, Nerstad, Ren, & Gao, 2022). Compared to other sampling approaches, data collection platforms offer several advantages, such as a large and diverse participant pool (e.g., Credamo features 1.5 million strictly censored registered users) and high-quality data due to anonymity (Aguinis, Villamor, & Ramani, 2021).

We used the following steps to ensure data quality. First, we asked Credamo to send online invitations only to full-time employees in its subject pool. Individuals who were interested in participating in our study were asked to send their immediate leader or subordinate another web link, which invited them to participate in our study, thereby forming a dyad. If both people in the dyad were willing to participate in our study, they were invited to register in the system and answer a series of screening questions. Both the leader and subordinate in a dyad were asked to provide their company name and the final four digits of both their own phone number and that of the corresponding leader or subordinate. Individuals who provided mismatched information in response to any of these questions were removed from subsequent data collection. A total of 544 dyads passed the screening tests and participated in the study. Second, to ensure response quality, we included an attention check question (e.g., ‘For this item, please select the ‘strongly disagree’ option’) and a reverse-scored question in each online survey. If the participants did not pass the above checks, their data were removed from subsequent analyses.

We collected data at two time points from different sources (i.e., leaders and their subordinates) separated by intervals of approximately 1 month. At time 1, subordinate participants reported their demographic information, leader inclusiveness, perceived autonomy, cognitive dependence, and performance orientation. We obtained 408 valid responses from subordinate participants at time 1, for a response rate of 75.0%. At time 2, the subordinates’ immediate leaders reported their demographic information and rated their subordinates’ voice. We received 357 valid leader responses, for a response rate of 65.6%. We ultimately obtained 286 valid responses from leader-subordinate dyads, for an overall response rate of 52.6%. Among the 286 subordinate participants, 53.8% were female. A total of 50.3% of the leader participants were female. Table 1 provides the demographic information of the survey participants.

Measures

Given that all the items used in this research were originally written in English, we used the standard back-translation procedure to translate the measures into Chinese. Unless otherwise indicated, a 7-point Likert scale (ranging from 1 = ‘strongly disagree’ to 7 = ‘strongly agree’) was used to score the items. We used the 9-point scale ($\alpha = 0.831$) developed by Carmeli et al. (2010) to assess leader inclusiveness. Two items that exhibited loading values below 0.6 were deleted. Example items are ‘The leader is open to hearing new ideas’ (openness), ‘The manager is available for consultation on problems’ (availability), and ‘The manager encourages me to access him or her to address emerging issues’ (accessibility).

We used three items ($\alpha = 0.797$) based on Hackman, Hackman and Oldham (1980) to assess perceived autonomy. The items are ‘I have significant autonomy in determining how I do my job’, ‘I can decide on my own how to go about doing my work’, and ‘I have considerable opportunity for independence and freedom in how I do my job’.

We used three items ($\alpha = 0.788$) drawn from Eisenbeiß & Boerner (2013) to assess cognitive dependence on a leader. The items are ‘I don’t question the leader’s orders’, ‘I accept my direct supervisor’s viewpoints and do not challenge them’, and ‘Before carrying out my direct supervisor’s orders, I consider whether they are reasonable (reverse-scored)’.

358
359
360
361
362
363
364
365
366
367
368
369
370
371
372
373
374
375
376
377
378
379
380
381
382
383
384
385
386
387
388
389
390
391
392
393
394
395
396
397
398
399
400
401
402
403
404
405
406
407
408

Table 1. Sample demographic information ($N = 286$)

			Number	Percentage
Employee	Gender	Male	132	46.2%
		Female	154	53.8%
	Age	≤25 years	24	8.4%
		26–35 years	184	64.3%
		36–45 years	66	23.1%
		≥46 years	12	4.2%
	Education level	Associate degree or below	46	16.1%
		Bachelor's degree	211	73.8%
		Master's degree or above	29	10.1%
	Tenure	≤3 years	24	8.4%
		4–6 years	91	31.8%
		6–9 years	70	24.5%
		≥10 years	101	35.3%
	Dyadic tenure	≤3 years	99	34.6%
		4–6 years	127	44.4%
		6–9 years	48	16.8%
		≥10 years	12	4.2%
	Income	≤5000 CNY/Month	19	6.6%
		5001–10,000 CNY/Month	136	47.6%
		≥10,001 CNY/Month	131	45.8%
Department	Research & development	79	27.6%	
	Production	69	24.1%	
	Sales	58	20.3%	
	Other	80	28.0%	
Leader	Gender	Male	142	49.7%
		Female	144	50.3%
	Age	≤25 years	16	5.6%
		26–35 years	172	60.1%
		36–45 years	84	29.4%
		≥46 years	14	4.9%
	Education level	Associate degree or below	46	16.1%
		Bachelor's degree	206	72.0%
		Master's degree or above	34	11.9%
	Tenure	≤3 years	29	10.1%
		4–6 years	63	22.0%
		6–9 years	85	29.7%
≥10 years		109	38.1%	

409
410
411
412
413
414
415
416
417
418
419
420
421
422
423
424
425
426
427
428
429
430
431
432
433
434
435
436
437
438
439
440
441
442
443
444
445
446
447
448
449
450
451
452
453
454
455
456
457
458
459

Performance-prove goal orientation was measured using a 4-point scale ($\alpha = 0.722$) developed by VandeWalle (1997). The items are 'I am concerned with showing that I can perform better than other colleagues', 'I try to figure out what it takes to prove my competence to other colleagues', 'I like it when other colleagues are aware of how well I am doing', and 'I like to work on projects where I can prove my competence to other colleagues'.

We used four items ($\alpha = 0.723$) drawn from Van Dyne and LePine (1998) and Li and Tangirala (2021) to measure employee voice behavior. The items are 'I challenge my leader to deal with problems around here', 'I give suggestions to my leader about how to make this team better, even if others disagree', 'I speak up to my leader to express ideas about addressing employees' needs and concerns', and 'I stay well informed about issues concerning which my opinion might be useful'.

We also included some control variables. First, consistent with previous studies on voice, we controlled for employees' gender (0 = male, 1 = female), age (1 = 25 years or younger, 2 = 26–35 years, 3 = 36–45 years, 4 = 46 years or older), education level (1 = associate degree or lower, 2 = bachelor's degree, 3 = master's degree or above), and tenure (1 = 3 years or less, 2 = 3–6 years, 3 = 6–9 years, 4 = 9 years or more) following the suggestions of Detert and Burris (2007). Second, we investigated dyadic tenure information (the same measurements as tenure), that is, the number of years spent working with the subordinate's current immediate supervisor, as has been suggested by previous studies (Avey, Wernsing, & Palanski, 2012; Thompson & Klotz, 2022). Third, we included employee income (1 = 5,000 CNY or less per month, 2 = 5,001–10,000 CNY per month, 3 = 10,001 CNY or more per month) because employees with higher salaries are difficult to replace and are more loyal (Davis-Blake, Broschak, & George, 2003). Fourth, we included a dummy control variable for department categorization (Detert & Burris, 2007; Thompson & Klotz, 2022), which divided departments into four types: research & development, production, sales, and other. Finally, we accounted for supervisors' gender, age, education level, and tenure using the same metrics that we used for employees. The survey items are specified in the Appendix.

Results

Table 2 reports the means, standard deviations, and inter-scale correlations of the variables. Before testing our hypotheses, we tested the validity of the measurement model in our data by performing confirmatory factor analysis (CFA). The CFA results shown in Table 3 indicate that the expected five-factor model exhibited a good fit, $\chi^2 = 276.529$, $df = 179$, CFI = 0.947, TFI = 0.938, SRMR = 0.049, RMSEA = 0.044, and that this model was significantly better than the alternative models. This finding confirmed the divergent validity of the variables used in the current study.

As Table 3 shows, leader inclusiveness was related to perceived autonomy (Model 2: $b = 0.523$, $p < .001$) and cognitive dependence (Model 5: $b = 0.237$, $p < .05$). In addition, according to Model 8, perceived autonomy ($b = 0.197$, $p < .01$) and cognitive dependence ($b = -0.124$, $p < .05$) were both related to voice behavior. Thus, Hypotheses 1, 2, 4, and 5 are supported. PROCESS analysis was used to test the mediating effects (Hayes, 2013) since this approach allows multiple mediators to be included in model testing and can recognize competitive mediation regardless of the presence of a nonsignificant relationship between the independent and dependent variables (Xiao, Zhang, & Cervone, 2018; Zhao, Lynch, & Chen, 2010). Based on the bootstrapping results, the indirect effects of leader inclusiveness on voice behavior through perceived autonomy ($a \times b = 0.103$, SE = 0.049, 95% CI = [0.028, 0.216]) and cognitive dependence ($a \times b = -0.029$, SE = 0.017, 95% CI = [-0.070, -0.003]) were both significant. Additionally, the signs of the two indirect effects were opposite. Thus, Hypotheses 3 and 6 are supported.

Hypothesis 7 posits that performance-prove goal orientation moderates the relationship between leader inclusiveness and perceived autonomy. The regression results pertaining to Model 3 in Table 4 indicate that the interaction between leader inclusiveness and performance-prove goal orientation is a significant, negative predictor of perceived autonomy ($b = -0.111$, $p < .01$). We drew an interaction plot following the procedures suggested by Dawson (2014). Figure 2 illustrates the interaction

Table 2. Descriptive statistics and correlations

	Mean	SD	LI	PA	CD	PGO	VO	F-GEN	F-AGE	F-EDU	F-TEN	D-TEN	F-INC	L-GEN	L-AGE	L-EDU	L-TEN	T1	T2	
LI	5.779	0.644																		
PA	5.528	0.882	0.429**																	
CD	4.896	1.018	0.152**	0.056																
PGO	5.682	0.696	0.402**	0.373**	0.178**															
VO	5.298	0.877	0.148*	0.219**	-0.101†	0.153**														
E-GEN	0.539	0.499	0.020	-0.029	0.154**	0.058	0.027													
E-AGE	2.231	0.656	-0.082	-0.054	0.013	0.006	-0.050	-0.049												
E-EDU	1.941	0.510	0.007	0.028	-0.021	0.083	0.050	-0.025	-0.179**											
E-TEN	2.867	0.996	-0.101†	-0.066	-0.017	0.030	-0.055	-0.095	0.787**	-0.119*										
D-TEN	1.906	0.822	0.032	0.037	0.071	0.053	0.043	-0.107	0.483**	-0.055	0.593**									
F-INC	2.392	0.610	0.092	0.149*	0.041	0.131*	0.001	-0.073	0.036	0.222**	0.069	0.123*								
L-GEN	0.504	0.501	-0.055	-0.035	0.025	-0.012	0.011	0.203**	0.019	0.008	-0.006	-0.063	-0.073							
L-AGE	2.336	0.659	-0.081	-0.085	-0.005	-0.122*	-0.134*	-0.029	0.161**	-0.066	0.164**	0.046	-0.005	-0.089						
L-EDU	1.958	0.528	-0.008	0.073	-0.165**	0.088	0.074	-0.114†	-0.033	0.330**	0.023	0.047	0.029	-0.079	-0.020					
L-TEN	2.958	1.004	-0.073	-0.182**	-0.015	-0.150*	-0.131*	-0.081	0.174**	-0.087	0.296**	0.314**	0.004	-0.195**	0.631**	-0.003				
T1	0.276	0.448	0.054	0.148*	0.058	0.078	-0.027	-0.118*	-0.015	0.026	-0.012	0.052	0.065	-0.169**	-0.030	0.242**	0.026			
T2	0.241	0.429	-0.177**	-0.224**	0.050	-0.127*	0.093	0.063	-0.049	-0.014	-0.007	0.035	-0.054	-0.110†	0.135*	-0.095	0.195**	-0.348**		
T3	0.203	0.403	0.046	0.047	-0.057	-0.001	-0.003	0.101†	-0.058	-0.061	-0.055	-0.133*	-0.010	0.136*	-0.125*	-0.125*	-0.170**	-0.312**	-0.284**	

Notes: LI = leader inclusiveness, PA = perceived autonomy, CD = cognitive dependence, PGO = performance-prove goal orientation, VO = voice, E- = employee, L- = leader, INC = income, D-TEN = dyadic tenure, T1 = research & development team, T2 = production team, T3 = sales team; †p < .10, *p < .05, **p < .01.

511
512
513
514
515
516
517
518
519
520
521
522
523
524
525
526
527
528
529
530
531
532
533
534
535
536
537
538
539
540
541
542
543
544
545
546
547
548
549
550
551
552
553
554
555
556
557
558
559
560
561

Table 3. Results of the confirmatory factor analyses

Model	χ^2	df	χ^2/df	CFI	TLI	SRMR	RMSEA
Five-factor model (LI, PA, CD, PGO, VO)	276.529	179	1.545	0.947	0.938	0.049	0.044
Four-factor model (LI, PA+CD, PGO, VO)	613.720	183	3.354	0.766	0.732	0.082	0.091
Three-factor model (LI, PA+CD+PGO, VO)	744.107	186	4.001	0.697	0.658	0.086	0.102
Two-factor model (LI, PA+CD+PGO+VO)	934.084	188	4.969	0.595	0.548	0.102	0.118
One-factor model (LI+PA+CD+PGO+VO)	1098.674	189	5.813	0.506	0.452	0.110	0.130

Notes: N = 286, CFI = Comparative Fit Index, TLI = Tucker-Lewis Index, SRMR = Standardized Root Mean Square Residual, RMSEA = Root Mean Squared Error of Approximation; LI = leader inclusiveness, PA = perceived autonomy, CD = cognitive dependence, PGO = performance-prove goal orientation, VO = voice.

Table 4. Regression results

	Perceived autonomy			Cognitive dependence			Voice	
	Model 1	Model 2	Model 3	Model 4	Model 5	Model 6	Model 7	Model 8
Constant	5.538***	2.361***	5.491**	4.955***	3.518***	4.955**	5.37***	4.043***
Employee								
Gender	0.006	-0.026	-0.064	0.307*	0.292*	0.283*	0.033	0.061
Age	-0.096	-0.073	-0.036	0.052	0.062	0.049	-0.015	0.017
Education	-0.074	-0.056	-0.046	0.066	0.074	0.035	0.016	0.044
Tenure	-0.058	-0.008	-0.031	-0.093	-0.07	-0.099	-0.065	-0.051
Dyadic tenure	0.178*	0.117	0.082	0.170†	0.142	0.177†	0.144†	0.114
Income	0.185*	0.141†	0.106	0.058	0.038	0.034	-0.008	-0.049
D1	0.132	0.165	0.178	0.298†	0.313†	0.275†	0.014	0.034
D2	-0.345*	-0.181	-0.131	0.161	0.235	0.196	0.283†	0.415**
D3	0.036	0.055	0.075	-0.066	-0.058	-0.054	0.068	0.058
Leader								
Gender	-0.106	-0.048	-0.051	0.027	0.053	0.07	0.004	0.044
Age	0.148	0.158†	0.159†	0.049	0.054	0.055	-0.070	-0.090
Education	0.069	0.0820	0.050	-0.366**	-0.360**	-0.365**	0.137	0.082
Tenure	-0.223**	-0.212**	-0.173**	-0.062	-0.057	-0.047	-0.118	-0.079
LI		0.523***	0.212***		0.237*	0.163*		0.140
PGO			0.186***			0.141*		
LI*PGO			-0.111**			0.138**		
PA								0.197**
CD								-0.124*
R ²	0.122	0.257	0.310	0.080	0.101	0.140	0.055	0.125
Adj R ²	0.080	0.219	0.269	0.036	0.055	0.089	0.010	0.073

Note(s): N = 286. †p < .10, *p < .05, **p < .01, ***p < .001. D1 = research & development, D2 = production, D3 = sales, LI = leader inclusiveness, PA = perceived autonomy, CD = cognitive dependence, PGO = performance-prove goal orientation.

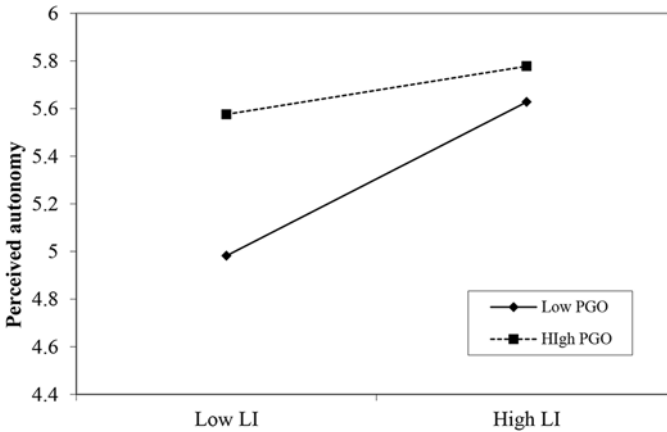


Figure 2. Interaction plot of leader inclusiveness (LI) and performance-prove goal orientation (PGO) regarding predicting perceived autonomy.

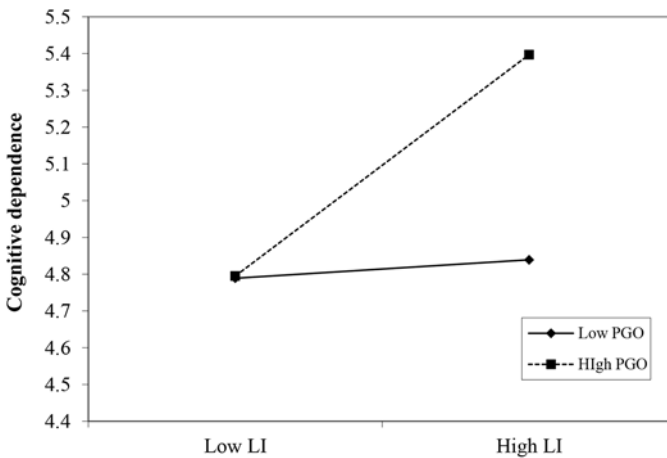


Figure 3. Interaction plot of leader inclusiveness (LI) and performance-prove goal orientation (PGO) regarding predicting cognitive dependence.

patterns. The results of a simple test reveal that when performance-prove goal orientation is lower, leader inclusiveness is positively related to perceived autonomy (simple slope = 0.323, $p < .001$), and leader inclusiveness exhibits a nonsignificant relationship with perceived autonomy (simple slope = 0.101, $p > .05$) when performance-prove goal orientation is stronger. Hence, Hypothesis 7 is supported. Hypothesis 9 posits that performance-prove goal orientation moderates the relationship between leader inclusiveness and cognitive dependence. As expected, the interaction term between leader inclusiveness and performance-prove goal orientation positively predicted cognitive dependence ($b = 0.138$, $p < .01$). As shown in Figure 3, the simple slope test results indicate that the effect of leader inclusiveness on cognitive dependence is more pronounced and positive at a high (simple slope = 0.301, $p < .01$) rather than low (simple slope = 0.023, $p > .05$) level of performance-prove goal orientation, thereby supporting Hypothesis 9.

Hypothesis 8 suggests that the indirect effect of leader inclusiveness on employee voice through perceived autonomy is weaker when employee performance-prove goal orientation is stronger. A moderated mediation test was performed using PROCESS. According to Table 5, when performance-prove goal orientation is low, the indirect effect is 0.099 and significant (SE = 0.048, 95% CI = [0.027,

Table 5. Results of the moderated mediation analyses

	Performance-prove goal orientation	Indirect effect	Boot SE	Boot LLCI	Boot UCLI
Leader inclusiveness →perceived autonomy →voice	Low (−1SD)	0.099	0.048	0.027	0.207
	Medium (0)	0.065	0.039	0.011	0.158
	High(+1SD)	0.031	0.040	−0.032	0.126
	Index	−0.049	0.028	−0.113	−0.003
Leader inclusiveness →cognitive dependence →voice	Low (−1SD)	−0.005	0.013	−0.032	0.023
	Medium (0)	−0.031	0.019	−0.076	−0.001
	High(+1SD)	−0.058	0.032	−0.130	−0.006
	Index	−0.038	0.022	−0.088	−0.003

0.207]). In contrast, when performance-prove goal orientation is high, the indirect effect is 0.031 and not significant ($SE = 0.040$, 95% $CI = [-0.032, 0.126]$). Moreover, the overall index of the moderated mediation used to test the differences in indirect effects at high and low levels of the moderator is -0.049 and significant ($SE = 0.028$, 95% $CI = [-0.113, -0.003]$). Thus, Hypothesis 8 is supported. Hypothesis 10 suggests that the indirect effect of leader inclusiveness on voice through cognitive dependence is weaker when performance-prove goal orientation is stronger. According to Table 5, when performance-prove goal orientation is low, the indirect effect is -0.005 and not significant ($SE = 0.013$, 95% $CI = [-0.032, 0.023]$). In contrast, when performance-prove goal orientation is high, the indirect effect is -0.058 and significant ($SE = 0.032$, 95% $CI = [-0.130, -0.006]$). We thus found that the overall index of the moderated mediation was -0.038 and significant ($SE = 0.022$, 95% $CI = [-0.088, -0.003]$). Hence, Hypothesis 10 is supported.

Discussion

In this study, we sought to shed light on the complex role played by leader inclusiveness in influencing employee voice through two mediating factors that lead in opposing directions. Our results indicate that leader inclusiveness has a positive effect on voice through perceived autonomy and a negative effect on voice through cognitive dependence. These results also reveal that a high level of performance-prove goal orientation buffers the positive effect and exacerbates the detrimental effect of leader inclusiveness on employee voice. The following sections highlight the theoretical and practical implications of our findings, discuss the limitations of our work, and propose some directions for future research.

Theoretical implications

This study makes several contributions to the literature. First, this study enriches the literature on the consequences of leader inclusiveness by investigating the dual-path mediating mechanism underlying the impact of leader inclusiveness on employee voice. Prior studies have indicated that inclusive leaders, who are open to subordinates' ideas and value their input (Carmeli et al., 2010; Ye et al., 2019), establish an environment that is conducive to employee voice (Weiss et al., 2018). Previous research has generally recognized the positive role of inclusive leadership styles in the workplace, such as by enhancing task performance (Gong, Zhang, & Liu, 2023), heightening creativity (Jia, Jiao, & Han, 2022), and improving innovative work behaviors (Sürücü, Maslakçı, & Şeşen, 2023). However, the influence of leader inclusiveness on employee voice, especially its double-edged sword effect, requires further exploration (Alang, Stanton, & Rose, 2022; Guo et al., 2022). By combining the literature on inclusive leadership outcomes with the literature on the antecedents of voice behavior, this study provides a new and nuanced perspective on the ability of leader inclusiveness to enhance and

664
665
666
667
668
669
670
671
672
673
674
675
676
677
678
679
680
681
682
683
684
685
686
687
688
689
690
691
692
693
694
695
696
697
698
699
700
701
702
703
704
705
706
707
708
709
710
711
712
713
714

impair employee voice by stimulating employees' perceived autonomy and cognitive dependence, respectively. In addition to reinforcing the claim that leader inclusiveness can serve as a supportive organizational practice, these findings also respond to growing calls for investigations of its possible threatening consequences (Korkmaz et al., 2022; Randel et al., 2018). Based on the discussion of the dual mediation pathway, this study further strengthens our understanding of the ways in which the bright and dark sides of inclusive leadership may coexist (Zhu et al., 2020).

Second, this study expands our knowledge of the boundary conditions associated with inclusive leadership by identifying the moderating role of employee performance-prove goal orientation in the impact of inclusive leadership on voice behavior. While previous studies have acknowledged that employee characteristics, such as power distance (Guo et al., 2022), achievement value (Jiang et al., 2022), and regulatory focus (Li, Guo, & Wan, 2019), influence the effect of leader inclusiveness on employee behavior, the role of performance-prove goal orientation has been notably overlooked in this context. Therefore, this study constructs an integrated theoretical framework for these moderated mediating effects and examines the regulating effects of employees' performance-prove goal orientation, thus improving our understanding of the complex influence of leadership inclusiveness on employee voice behavior. Interestingly, the results suggest that the indirect effects of leader inclusiveness on voice via perceived autonomy and cognitive dependence are contingent on employees' performance-prove goal orientation. A high level of performance-prove goal orientation weakens the positive indirect effect and strengthens the negative indirect effect of leader inclusiveness on employee voice. Subordinates who exhibit a high level of performance-prove goal orientation typically select easier work or exert less effort in their work (Dweck & Leggett, 1988). They are likely to choose inaction over the possibility of making a mistake. They prefer to pursue certainty, which reduces their perceptions of autonomy and voice, even in contexts featuring inclusive leaders. In addition, such employees place more emphasis on individual accomplishment and less emphasis on the welfare and benefits of other people and teams. When their leaders indicate that timely help and guidance are available, they actively use these resources and grow more dependent on them. Their tendency to avoid opposing their leader or offering opposing opinions can also be viewed as a path to success (Chae et al., 2019). Hence, our findings concerning the interaction effects suggest that paying attention to individual differences in this context may be important. This study therefore expands our knowledge of the impacts of differences in individual goal orientation on the relationship between leader behaviors and voice.

Managerial implications

In addition to the theoretical contributions mentioned above, this research has two key practical implications. First, we highlight the need for organizations to understand the impact of leader inclusiveness. Our findings suggest that leader inclusiveness has a positive effect on voice through perceived autonomy and a negative effect on voice through cognitive dependence. Managers may therefore consider using inclusive leader behaviors to promote voice by enhancing subordinates' perception of autonomy. Nevertheless, the adoption of this approach requires careful consideration given that leader inclusiveness can set in motion a multifaceted process. To effectively leverage the benefits of inclusivity, leaders must maintain vigilant awareness of their subordinates' levels of dependency and their acceptance of ideas without reservations. Managers should ensure that some reward and punishment programs are implemented to weaken employees' dependence and minimize the dark side of leader inclusiveness. We cannot deny the positive impacts of leader inclusiveness, such as enhanced psychological safety (Hirak et al., 2012). However, leader training programs must also mention the possible negative effects of inclusiveness, such as the lack of pressure to challenge leaders (Zhu et al., 2020) and the corresponding increase in dependence. In practice, inclusiveness is not always effective, just as 'the moon waxes only to wane, and water surges only to overflow'. We therefore encourage managers to consider the negative implications of leader inclusiveness.

715
716
717
718
719
720
721
722
723
724
725
726
727
728
729
730
731
732
733
734
735
736
737
738
739
740
741
742
743
744
745
746
747
748
749
750
751
752
753
754
755
756
757
758
759
760
761
762
763
764
765

Another implication for organizations pertains to the role that performance-prove goal orientation plays in the process of leader inclusiveness. Our research suggests that a strong performance-prove goal orientation is not conducive to the impact of leader inclusiveness on employee voice. Performance-prove goal orientation mitigates the benefits and enhances the drawbacks of the effects of leader inclusiveness on voice. In contexts featuring scarce resources and heightened competition, the practice of rewarding or promoting a single employee is frequently employed in organizational settings (Poortvliet, Anseel, Janssen, Van Yperen, & Van de Vliert, 2012). Such dynamics can lead to negative organizational consequences, including the obstruction of information flow or the dissemination of misinformation. To achieve constructive outcomes, it is imperative for managers to obtain insights into the goal orientations of their employees. Simultaneously, organizations should explore strategies to decrease the competitive inclinations exhibited by colleagues. Specifically, managers should be more active regarding encouraging cooperation and a shared vision; in addition, they should be wary of a culture that focuses on purely competition-driven goals.

Limitations and directions for future research

We acknowledge several limitations of the present study. First, we addressed the shortcomings entailed by the cross-sectional design, thus enabling the temporal precedence of leader inclusiveness/perceived autonomy/cognitive dependence and employee voice. However, our design did not allow us to determine the causal relationships among leader inclusiveness, perceived autonomy/cognitive dependence, and employee voice. To resolve this issue, future studies should replicate our results using well-controlled experiments.

Second, the findings of this study could be distorted by social desirability bias (i.e., participants' inclination to make themselves look good), which could affect our evaluation of leader behaviors, dependence, and goal orientation (Ma, Peng, & Wu, 2021). Although we minimized the impact of social desirability bias by ensuring data confidentiality and collecting data via an online platform, future research could assess these variables from the perspectives of leaders or coworkers to further improve the robustness of our findings.

Third, the participants in this study were recruited from China, which may limit the generalizability of our theoretical framework. Compared with people from Western countries, Chinese people are more reluctant to express themselves (Jiang et al., 2022). In addition, in Eastern cultures, hierarchy plays an important role. Employees in China are therefore less inclined to argue with their managers (Korkmaz et al., 2022). It is thus easy to speculate that compared to employees in Western countries, employees in Eastern countries are more likely to accept their leaders' opinions and become dependent on their leaders. Therefore, it is important to improve our understanding of how cultural values affect the function of leader inclusiveness.

Finally, the present research focused on performance-prove goal orientation as a key contingent factor in the relationship between leader inclusiveness and employee voice. Although we explained why we focused on this goal orientation, we did not distinguish between individual- and group-focused performance, which can shape the nature of both intra- and intergroup oriented competitive expression (Zhu et al., 2019). In addition, we did not include any other types of goal orientation (i.e., learning goal orientation or performance-avoidance goal orientation). Hence, future studies should consider additional types of goal orientation to enrich our understanding of the contextual factors that are relevant in this context.

References

- Aguinis, H., Villamor, I., & Ramani, R. S. (2021). MTurk research: Review and recommendations. *Journal of Management*, 47(4), 823–837.
- Alang, T., Stanton, P., & Rose, M. (2022). Enhancing employee voice and inclusion through inclusive leadership in public sector organizations. *Public Personnel Management*, 51(3), 309–329.

766
767
768
769
770
771
772
773
774
775
776
777
778
779
780
781
782
783
784
785
786
787
788
789
790
791
792
793
794
795
796
797
798
799
800
801
802
803
804
805
806
807
808
809
810
811
812
813
814
815
816

- Avey, J. B., Wernsing, T. S., & Palanski, M. E. (2012). Exploring the process of ethical leadership: The mediating role of employee voice and psychological ownership. *Journal of Business Ethics*, 107(1), 21–34. 817
- Balkin, D. B., Roussel, P., & Werner, S. (2015). Performance contingent pay and autonomy: Implications for facilitating extra-role creativity. *Human Resource Management Review*, 25(4), 384–395. 818
- Burris, E. R. (2012). The risks and rewards of speaking up: Managerial responses to employee voice. *Academy of Management Journal*, 55(4), 851–875. 820
- Burris, E. R., Detert, J. R., & Chiaburu, D. S. (2008). Quitting before leaving: The mediating effects of psychological attachment and detachment on voice. *Journal of Applied Psychology*, 93(4), 912–922. 822
- Busse, R., & Regenberg, S. (2019). Revisiting the “authoritarian versus participative” leadership style legacy: A new model of the impact of leadership inclusiveness on employee engagement. *Journal of Leadership & Organizational Studies*, 26(4), 510–525. 823
- Carmeli, A., Reiter-Palmon, R., & Ziv, E. (2010). Inclusive leadership and employee involvement in creative tasks in the workplace: The mediating role of psychological safety. *Creativity Research Journal*, 22(3), 250–260. 824
- Chae, H., Park, J., & Choi, J. N. (2019). Two facets of conscientiousness and the knowledge sharing dilemmas in the workplace: Contrasting moderating functions of supervisor support and coworker support. *Journal of Organizational Behavior*, 40(4), 387–399. 825
- Chiniara, M., & Bentein, K. (2016). Linking servant leadership to individual performance: Differentiating the mediating role of autonomy, competence and relatedness need satisfaction. *The Leadership Quarterly*, 27(1), 124–141. 826
- Choi, S. B., Tran, T. B. H., & Kang, S.-W. (2017). Inclusive leadership and employee well-being: The mediating role of person-job fit. *Journal of Happiness Studies*, 18(6), 1877–1901. 827
- Davis-Blake, A., Broschak, J. P., & George, E. (2003). Happy together? How using nonstandard workers affects exit, voice, and loyalty among standard employees. *Academy of Management Journal*, 46(4), 475–485. 828
- Dawson, J. F. (2014). Moderation in management research: What, why, when, and how. *Journal of Business and Psychology*, 29(1), 1–19. 829
- Deci, E. L., & Ryan, R. M. (2013). *Intrinsic motivation and self-determination in human behavior*. New York: Springer Science & Business Media. 830
- Detert, J. R., & Burris, E. R. (2007). Leadership behavior and employee voice: Is the door really open? *Academy of Management Journal*, 50(4), 869–884. 831
- Dietz, B., van Knippenberg, D., Hirst, G., & Restubog, S. L. D. (2015). Outperforming whom? A multilevel study of performance-prove goal orientation, performance, and the moderating role of shared team identification. *Journal of Applied Psychology*, 100(6), 1811–1824. 832
- Dweck, C. S., & Leggett, E. L. (1988). A social-cognitive approach to motivation and personality. *Psychological Review*, 95(2), 256–273. 833
- Edmondson, A. C. (2003). Speaking up in the operating room: How team leaders promote learning in interdisciplinary action teams. *Journal of Management Studies*, 40(6), 1419–1452. 834
- Eisenbeiß, S. A., & Boerner, S. (2013). A double-edged sword: Transformational leadership and individual creativity. *British Journal of Management*, 24(1), 54–68. 835
- Eisenberger, R., & Aselage, J. (2009). Incremental effects of reward on experienced performance pressure: Positive outcomes for intrinsic interest and creativity. *Journal of Organizational Behavior*, 30(1), 95–117. 836
- Eisenberger, R., Rhoades, L., & Cameron, J. (1999). Does pay for performance increase or decrease perceived self-determination and intrinsic motivation? *Journal of Personality and Social Psychology*, 77(5), 1026–1040. 837
- Fang, Y.-C., Chen, J.-Y., Wang, M.-J., & Chen, C.-Y. (2019). The impact of inclusive leadership on employees' innovative behaviors: The mediation of psychological capital. *Frontiers in Psychology*, 10, 1–11. 838
- Gong, L., Zhang, S., & Liu, Z. (2023). The impact of inclusive leadership on task performance: A moderated mediation model of resilience capacity and work meaningfulness. *Baltic Journal of Management*, 19(1), 36–51. 839
- Gong, Y., Wang, M., Huang, J.-C., & Cheung, S. Y. (2017). Toward a goal orientation-based feedback-seeking typology: Implications for employee performance outcomes. *Journal of Management*, 43(4), 1234–1260. 840
- Guo, Y., Zhu, Y., & Zhang, L. (2022). Inclusive leadership, leader identification and employee voice behavior: The moderating role of power distance. *Current Psychology*, 41, 1301–1310. 841
- Hackman, J. R., Hackman, R. J., & Oldham, G. R. (1980). *Work redesign* (vol 2779). Reading, MA: Addison-Wesley. 842
- Hayes, A. F. (2013). *Introduction to mediation, moderation, and conditional process analysis: A regression-based approach*. New York: The Guilford Press. 843
- Hirak, R., Peng, A. C., Carmeli, A., & Schaubroeck, J. M. (2012). Linking leader inclusiveness to work unit performance: The importance of psychological safety and learning from failures. *The Leadership Quarterly*, 23(1), 107–117. 844
- Hollander, E. (2012). *Inclusive leadership: The essential leader-follower relationship*. New York: Routledge. 845
- Jia, J., Jiao, Y., & Han, H. (2022). Inclusive leadership and team creativity: A moderated mediation model of Chinese talent management. *The International Journal of Human Resource Management*, 33(21), 4282–4307. 846
- Jiang, J., Ding, W., Wang, R., & Li, S. (2022). Inclusive leadership and employees' voice behavior: A moderated mediation model. *Current Psychology*, 41, 6395–6405. 847

817
818
819
820
821
822
823
824
825
826
827
828
829
830
831
832
833
834
835
836
837
838
839
840
841
842
843
844
845
846
847
848
849
850
851
852
853
854
855
856
857
858
859
860
861
862
863
864
865
866
867

- Jolly, P. M., & Lee, L. (2021). Silence is not golden: Motivating employee voice through inclusive leadership. *Journal of Hospitality & Tourism Research*, 45(6), 1092–1113. 868
- Kakkar, H., Tangirala, S., Srivastava, N. K., & Kamdar, D. (2016). The dispositional antecedents of promotive and prohibitive voice. *Journal of Applied Psychology*, 101(9), 1342–1351. 869
- Kark, R., Shamir, B., & Chen, G. (2003). The two faces of transformational leadership: Empowerment and dependency. *Journal of Applied Psychology*, 88(2), 246–255. 870
- Kelley, R. E. (1988). *In praise of followers*. Brighton, MA: Harvard Business Review Case Services. 871
- Kollmann, T., Stöckmann, C., Krell, P., Peschl, A., & Buchwald, S. (2013). Integrating dependency on the leader and empowerment into the transformational leadership-creative performance relationship. *Central European Business Review*, 2(1), 7–14. 872
- Korkmaz, A. V., van Engen, M. L., Knappert, L., & Schalk, R. (2022). About and beyond leading uniqueness and belongingness: A systematic review of inclusive leadership research. *Human Resource Management Review*, 32, 1–20. 873
- Krause, V., Goncalo, J. A., Tadmor, C. T. J. O. B., & Processes, H. D. (2021). Divine inhibition: Does thinking about God make monotheistic believers less creative? *Organizational Behavior and Human Decision Processes*, 164, 158–178. 874
- Lee, Y., Tao, W., Li, J. Y. Q., & Sun, R. (2021). Enhancing employees' knowledge sharing through diversity-oriented leadership and strategic internal communication during the COVID-19 outbreak. *Journal of Knowledge Management*, 25(6), 1526–1549. 875
- Li, A. N., Liao, H., Tangirala, S., & Firth, B. M. (2017). The content of the message matters: The differential effects of promotive and prohibitive team voice on team productivity and safety performance gains. *Journal of Applied Psychology*, 102(8), 1259–1270. 876
- Li, A. N., & Tangirala, S. (2021). How voice emerges and develops in newly formed supervisor–employee dyads. *Academy of Management Journal*, 64(2), 614–642. 877
- Li, A. N., & Tangirala, S. (2022). How employees' voice helps teams remain resilient in the face of exogenous change. *Journal of Applied Psychology*, 107(4), 668–692. 878
- Li, C., Li, F., Chen, T., & Crant, J. M. (2022). Proactive personality and promotability: Mediating roles of promotive and prohibitive voice and moderating roles of organizational politics and leader–member exchange. *Journal of Business Research*, 145, 253–267. 879
- Li, N., Guo, Q.-Y., & Wan, H. (2019). Leader inclusiveness and taking charge: The role of thriving at work and regulatory focus. *Frontiers in Psychology*, 10, 02393. 880
- Liang, J., Farh, C. I., & Farh, J.-L. (2012). Psychological antecedents of promotive and prohibitive voice: A two-wave examination. *Academy of Management Journal*, 55(1), 71–92. 881
- Ma, J., Peng, Y., & Wu, B. (2021). Challenging or hindering? The roles of goal orientation and cognitive appraisal in stressor-performance relationships. *Journal of Organizational Behavior*, 42(3), 388–406. 882
- Marinova, S. V., Moon, H., & Kamdar, D. (2013). Getting ahead or getting along? The two-facet conceptualization of conscientiousness and leadership emergence. *Organization Science*, 24(4), 1257–1276. 883
- McClellan, E. J., Burris, E. R., & Detert, J. R. (2013). When does voice lead to exit? It depends on leadership. *Academy of Management Journal*, 56(2), 525–548. 884
- Mitchell, R., Boyle, B., Parker, V., Giles, M., Chiang, V., & Joyce, P. (2015). Managing inclusiveness and diversity in teams: How leader inclusiveness affects performance through status and team identity. *Human Resource Management*, 54(2), 217–239. 885
- Morrison, E. W. (2014). Employee voice and silence. *Annual Review of Organizational Psychology and Organizational Behavior*, 1(1), 173–197. 886
- Nembhard, I. M., & Edmondson, A. C. (2006). Making it safe: The effects of leader inclusiveness and professional status on psychological safety and improvement efforts in health care teams. *Journal of Organizational Behavior*, 27(7), 941–966. 887
- Nguyen, T. V. T., Nguyen, H. T., Nong, T. X., & Nguyen, T. T. T. (2024). Inclusive leadership and creative teaching: The mediating role of knowledge sharing and innovative climate. *Creativity Research Journal*, 36(2), 324–335. 888
- Park, H., Tangirala, S., Hussain, I., & Ekkirala, S. (2022). How and when managers reward employees' voice: The role of proactivity attributions. *Journal of Applied Psychology*, 107(12), 2269–2284. 889
- Poortvliet, P. M., Anseel, F., Janssen, O., Van Yperen, N. W., & Van de Vliert, E. (2012). Perverse effects of other-referenced performance goals in an information exchange context. *Journal of Business Ethics*, 106(4), 401–414. 890
- Randel, A. E., Galvin, B. M., Shore, L. M., Ehrhart, K. H., Chung, B. G., Dean, M. A., & Kedharnath, U. (2018). Inclusive leadership: Realizing positive outcomes through belongingness and being valued for uniqueness. *Human Resource Management Review*, 28(2), 190–203. 891
- Roberson, Q., & Perry, J. L. (2022). Inclusive leadership in thought and action: A thematic analysis. *Group & Organization Management*, 47(4), 755–778. 892
- Schneider, S., Nebel, S., Beege, M., & Rey, G. D. (2018). The autonomy-enhancing effects of choice on cognitive load, motivation and learning with digital media. *Learning and Instruction*, 58, 161–172. 893
- Seijts, G. H., Latham, G. P., Tasa, K., & Latham, B. W. (2004). Goal setting and goal orientation: An integration of two different yet related literatures. *Academy of Management Journal*, 47(2), 227–239. 894
- Shakil, R. M., Memon, M. A., & Ting, H. (2023). Inclusive leadership and innovative work behaviour: The mediating role of job autonomy. *Quality and Quantity*, 57(Suppl 4), 707–721. 895

- Shamir, B. (1991). The charismatic relationship: Alternative explanations and predictions. *The Leadership Quarterly*, 2(2), 81–104. 919
- Sprietzer, G. M. (1995). Psychological empowerment in the workplace: Dimensions, measurement, and validation. *Academy of Management Journal*, 38(5), 1442–1465. 920
- Sprietzer, G. M. (1996). Social structural characteristics of psychological empowerment. *Academy of Management Journal*, 39(2), 483–504. 921
- Sürücü, L., Maslakçı, A., & Şeşen, H. (2023). Inclusive leadership and innovative work behaviors: A moderated mediation model. *Leadership & Organization Development Journal*, 44(1), 87–102. 922
- Tangirala, S., & Ramanujam, R. (2012). Ask and you shall hear (but not always): Examining the relationship between manager consultation and employee voice. *Personnel Psychology*, 65(2), 251–282. 923
- Thompson, P. S., & Klotz, A. C. (2022). Led by curiosity and responding with voice: The influence of leader displays of curiosity and leader gender on follower reactions of psychological safety and voice. *Organizational Behavior and Human Decision Processes*, 172, 1–14. 924
- VandeWalle, D. (1997). Development and validation of a work domain goal orientation instrument. *Educational and Psychological Measurement*, 57(6), 995–1015. 925
- Van Dyne, L., & LePine, J. A. (1998). Helping and voice extra-role behaviors: Evidence of construct and predictive validity. *Academy of Management Journal*, 41(1), 108–119. 926
- Van Yperen, N. W., Hamstra, M. R., & van der Klauw, M. (2011). To win, or not to lose, at any cost: The impact of achievement goals on cheating. *British Journal of Management*, 22, S5–S15. 927
- Walumbwa, F. O., & Schaubroeck, J. (2009). Leader personality traits and employee voice behavior: Mediating roles of ethical leadership and work group psychological safety. *Journal of Applied Psychology*, 94(5), 1275–1286. 928
- Wang, H., Chen, M., & Li, X. (2021). Moderating multiple mediation model of the impact of inclusive leadership on employee innovative behavior. *Frontiers in Psychology*, 12, 1–18. 929
- Wang, X.-H. F., & Howell, J. M. (2010). Exploring the dual-level effects of transformational leadership on followers. *Journal of Applied Psychology*, 95(6), 1134–1144. 930
- Weiss, M., Kolbe, M., Grote, G., Spahn, D. R., & Grande, B. (2018). We can do it! Inclusive leader language promotes voice behavior in multi-professional teams. *The Leadership Quarterly*, 29(3), 389–402. 931
- Xiao, Y., Zhang, H., & Cervone, D. (2018). Social functions of anger: A competitive mediation model of new product reviews. *Journal of Product Innovation Management*, 35(3), 367–388. 932
- Ye, Q., Wang, D., & Guo, W. (2019). Inclusive leadership and team innovation: The role of team voice and performance pressure. *European Management Journal*, 37(4), 468–480. 933
- Zhang, Q., Wang, X. H., Nerstad, C. G., Ren, H., & Gao, R. (2022). Motivational climates, work passion, and behavioral consequences. *Journal of Organizational Behavior*, 43(9), 1579–1597. 934
- Zhang, Y., & Chen, C. C. (2013). Developmental leadership and organizational citizenship behavior: Mediating effects of self-determination, supervisor identification, and organizational identification. *The Leadership Quarterly*, 24(4), 534–543. 935
- Zhang, Y., Chen, H., Liu, E., He, Y., & Cheng, E. (2021). Impacts of cooperative and competitive personalities on tacit knowledge sharing among Chinese employees. *Journal of Knowledge Management*, 26(1), 45–69. 936
- Zhao, X., Lynch, J. G., Jr, & Chen, Q. (2010). Reconsidering Baron and Kenny: Myths and truths about mediation analysis. *Journal of Consumer Research*, 37(2), 197–206. 937
- Zheng, X., Yang, X., Diaz, I., & Yu, M. (2018). Is too much inclusive leadership a good thing? An examination of curvilinear relationship between inclusive leadership and employees' task performance. *International Journal of Manpower*, 39(7), 882–895. 938
- Zhu, J., Xu, S., & Zhang, B. (2020). The paradoxical effect of inclusive leadership on subordinates' creativity. *Frontiers in Psychology*, 22, 1–8. 939
- Zhu, Y., Chen, T., Wang, M., Jin, Y., & Wang, Y. (2019). Rivals or allies: How performance-prove goal orientation influences knowledge hiding. *Journal of Organizational Behavior*, 40(7), 849–868. 940
- Zuckerman, M., Porac, J., Lathin, D., & Deci, E. L. (1978). On the importance of self-determination for intrinsically-motivated behavior. *Personality and Social Psychology Bulletin*, 4(3), 443–446. 941

Appendix. Key constructs and items of the questionnaire

Leader inclusiveness

- The manager is open to hearing new ideas 942
- The manager is attentive to new opportunities to improve work processes 943
- The manager is open to discussing the desired goals and new ways to achieve them 944
- The manager is available for consultation on problems 945
- The manager is an ongoing 'presence' in this team—someone who is readily available 946
- The manager is available for professional questions I would like to consult on with him/her 947
- The manager is ready to listen to my requests 948

- The manager encourages me to access him/her on emerging issues
- The manager is accessible for discussing emerging problems

Perceived autonomy

- I have significant autonomy in determining how I do my job
- I can decide on my own how to go about doing my work
- I have considerable opportunity for independence and freedom in how I do my job.

Cognitive dependence

- I don't question the leader's orders
- I accept my direct supervisor's viewpoints and do not challenge them
- Before carrying out my direct supervisor's orders, I consider whether they are reasonable (reverse)

Performance-prove goal orientation

- I am concerned with showing that I can perform better than other colleagues
- I try to figure out what it takes to prove my competence to other colleagues
- I like it when other colleagues are aware of how well I am doing
- I like to work on projects where I can prove my competence to other colleagues

Voice

- I challenge my leader to deal with problems around here
- I give suggestions to my leader about how to make this team better, even if others disagree
- I speak up to my leader to express ideas about addressing employees' needs and concerns
- I stay well informed about issues concerning which my opinion might be useful

Lei Gong received the Ph.D. degree in Management from University of Science and Technology of China. He is currently a lecturer in the Alibaba Business School, Hangzhou Normal University. His research interests include innovation management and leadership.

Shuqin Zhang received the Ph.D. degree in Management from University of Science and Technology of China. She is currently a lecturer in School of Finance, Nanjing University of Finance & Economics. Her research interests include social media, knowledge management and IT-supported collaboration.

Zhiying Liu received the Ph.D. degree in Economics from Nanjing Agricultural University in 2006. He is currently a full professor with the Department of Business Administration, School of Management, University of Science and Technology of China. His research interests include innovation management and industrial economy.

Cite this article: Gong, L., Zhang, S., and Liu, Z. (2024). Linking leader inclusiveness to employee voice: Exploring dual-mediation paths. *Journal of Management & Organization*, 1–20. <https://doi.org/10.1017/jmo.2024.21>

970
971
972
973
974
975
976
977
978
979
980
981
982
983
984
985
986
987
988
989
990
991
992
993
994
995
996
997
998
999
1000
1001
1002
1003
1004
1005
1006
1007
1008
1009
1010
1011
1012
1013
1014
1015
1016
1017
1018
1019
1020