



11 µg (3MIU), 44 µg (12MIU) lyophilized powder for injection  
22 µg (6MIU)/0.5ml, 44 µg (12MIU)/0.5ml, liquid formulation for injection

**THERAPEUTIC CLASSIFICATION**

Immunomodulator

**ACTIONS AND CLINICAL PHARMACOLOGY**

Description: Rebif® (Interferon beta-1a) is a purified, sterile glycoprotein product produced by recombinant DNA techniques and formulated for use by injection. The active ingredient of Rebif® is produced by genetically engineered Chinese Hamster Ovary (CHO) cells. Interferon beta-1a is a highly purified glycoprotein that has 166 amino acids and an approximate molecular weight of 22,500 daltons. It contains a single N-linked carbohydrate moiety attached to Asn-80 similar to that of natural human Interferon beta. The specific activity of Rebif® is approximately 0.27 million international units (MIU)/mcg Interferon beta-1a. The unit measurement is derived by comparing the antiviral activity of the product to an in-house natural hIFN-β NIH standard that is obtained from human fibroblasts (BILS 11), which has been calibrated against the NIH natural hIFN-β standard (GB 23-902-531). General: Interferons are a family of naturally occurring proteins, which have molecular weights ranging from 15,000 to 21,000 daltons. Three major classes of interferons have been identified: alpha, beta, gamma. Interferon beta, Interferon alpha and Interferon gamma have overlapping yet distinct biological activities.

Interferon beta-1a acts through various mechanisms:

- Immunomodulation through the induction of cell membrane components of the major histocompatibility complex i.e., MHC Class I antigens, an increase in natural killer (NK) cell activity, and an inhibition of IFN-γ induced MHC Class II antigen expression, as well as a sustained reduction in TNF level.
- Antiviral effect through the induction of proteins like 2'-5' oligoadenylate synthetase and p78.
- Antiproliferative effect through direct cytostatic activity and indirect through antitumoral immune response enhancement.

The mechanism of action of Rebif® in relapsing-remitting multiple sclerosis is still under investigation.

**Relapsing-Remitting Multiple Sclerosis**

Two pivotal studies, including a total of 628 patients, evaluated the long-term safety and efficacy of Rebif® when administered subcutaneously three times weekly to relapsing-remitting multiple sclerosis patients. The results indicate that Rebif® alters the natural course of relapsing-remitting multiple sclerosis. Efficacy was demonstrated with respect to the 3 major aspects of this disease: disability (patients EDSS 0-5), exacerbations, and burden of disease and activity as measured by MRI scans.

**PRISMS STUDY**

In the larger trial, a total of 560 patients diagnosed with clinically definite or laboratory-supported relapsing-remitting multiple sclerosis EDSS 0-5 with at least a 1-year history before study entry, were enrolled and randomized to the 3 treatments (placebo, 22 µg (6MIU) Rebif®, or 44 µg (12MIU) Rebif®) in a ratio of 1:1:1. About 90% of patients completed the 2 years of treatment, and very few patients withdrew from the study due to adverse events.

The main criteria for inclusion were:

- history of 2 or more acute exacerbations in the 2 years prior to study entry
- no previous systemic treatment with interferons
- no treatment with corticosteroids or ACTH in the 2 months preceding study entry
- no exacerbation in the 8 weeks prior to study entry

Patients were evaluated at 3-month periods, during exacerbations and coinciding with MRI scanning. Each patient underwent cranial proton density/T<sub>2</sub>-weighted (PD/T<sub>2</sub>) MRI scans at baseline and every 6 months during the study. A subset of patients underwent PD/T<sub>2</sub> and T<sub>1</sub>-weighted (T<sub>1</sub>) Gd-MRI scans one month before the start of treatment, at baseline and then monthly until the end of the first 9 months of treatment. Of those, another subset of 39 continued with the monthly scans throughout the 24 month treatment period.

This study demonstrated that Rebif® at a total dose of 66 or 132 µg weekly, significantly improved all 3 major outcomes, including exacerbation rate, disease activity and burden of disease as measured by MRI scanning and progression of disability. In addition, the study showed that Rebif® is effective in delaying the progression in disability in patients with an EDSS of 4.0 or higher who are known to progress more rapidly. Also, the drug reduced the requirements for steroids to treat multiple sclerosis and, at 132 µg weekly Rebif® reduced the number of hospitalizations for multiple sclerosis.

**Effect on exacerbation**

Efficacy parameters	Treatment Groups					p-value
	Placebo	Rebif® 66 µg/wk	Rebif® 132 µg/wk	Rebif® 66 µg/wk vs placebo	Rebif® 132 µg/wk vs placebo	
Mean # exacerbations over the 2 year study	2.56	1.62	1.79	0.0002	<0.0001	
Percentage of exacerbation-free patients at 2 years	14.6%	25.6%	32.0%	0.0140	<0.0001	
Median time to first exacerbation (months)	4.5	7.6	9.6	0.0008	<0.0001	
Median time to second exacerbation (months)	15.0	23.4	>24*	0.0020	<0.0001	
Mean # of moderate and severe exacerbations during the 2 year period	0.99	0.71	0.62	0.0025	0.0003	

\* Median time to second exacerbation not reached in 132 µg/week dose group.

The results after one year of treatment were also significant.

**Effect on time to first progression in disability**

Efficacy parameters	Treatment Groups					p-value
	Placebo	Rebif® 66 µg/wk	Rebif® 132 µg/wk	Rebif® 66 µg/wk vs placebo	Rebif® 132 µg/wk vs placebo	
Time to confirmed progression in disability, first quartile (months)	11.8	18.2	21.0	0.0398	0.0136	
Median change in EDSS score at 2 years	0.5	0	0	0.0263	0.0519	

**Effect on multiple sclerosis pathology as detected by MRI scans**

Efficacy parameters	Treatment Groups					p-value
	Placebo	Rebif® 66 µg/wk	Rebif® 132 µg/wk	Rebif® 66 µg/wk vs placebo	Rebif® 132 µg/wk vs placebo	
Burden of disease (BD) Median % change	+10.9	-1.2	-3.8	<0.0001	<0.0001	
<b>MRI activity</b>						
<b>All patients</b>						
Number of active lesions (per 6 months)	2.25	0.75	0.5	<0.0001	<0.0001	
% active scans	75%	50%	25%	<0.0001	<0.0001	
<b>Patients with monthly MRIs (9 months)</b>						
Number active lesions (per month)	0.88	0.17	0.11	<0.0001	<0.0001	
% active scans	44%	12.5%	11%	<0.0001	<0.0001	
<b>Patients with monthly MRIs throughout the study (2 years)</b>						
Number active lesions	0.9	0.1	0.02	0.0905	0.0105	
% active scans	52%	10%	2%	0.0920	0.0117	

Requirement for steroids: The proportion of patients requiring steroids for MS (excluding non-MS indications) was higher in the placebo group (more than 50%) than in either of the 2 Rebif® groups (around 40% in each group).

Hospitalization for multiple sclerosis: The observed mean numbers of hospitalizations for MS in the Rebif® 66 and 132 µg weekly groups represented reductions of 21% and 48%, respectively, from that in the placebo group.

**Cohort of patients with high baseline EDSS (baseline EDSS >3.5):**

Additional analyses were conducted in order to study the efficacy of Rebif® in populations of patients with adverse predictive outcome factors, who were likely to be at higher risk for progression in disability. The primary predictive factor examined was baseline EDSS >3.5. Patients in this cohort have a more severe degree of disability and are at higher risk for progression than those with lower EDSS; natural history studies have shown that patients at EDSS levels of 4.0 to 5.0 spend less time at these EDSS levels than at lower levels of disability. Treatment with Rebif® at both doses significantly reduced the mean exacerbation count per patient compared to placebo treatment. Progression in this group of patients is of particular concern, as it involves development of difficulty in ambulation. The 132 µg weekly dose significantly prolonged time to confirmed progression whereas the 66 µg weekly dose did not. Both doses of Rebif® significantly affected percent change from baseline in MRI burden of disease in the high-EDSS cohort, and the 132 µg weekly dose significantly reduced the number of T2 active lesions in this population. The efficacy results in this cohort of patients with established disability confirms that the 132 µg weekly dose has a marked effect on progression in disability and the underlying pathology of the disease.

**Effect on exacerbation (High-EDSS cohort)**

Efficacy parameters	Placebo	Rebif® 66 µg/wk	Rebif® 132 µg/wk
Mean # exacerbations	3.07	1.83	1.22
# and % of exacerbation-free patients	2 (0%)	7 (20%)	10 (32%)
p-value (Rebif® vs placebo)		p=0.0121	p=0.0002

**Progression in disability by one point on the EDSS (High-EDSS cohort)**

Treatment Group	% of progressors*	Time to Progression		
		# patients	Median (days)	Q1 (days)
Placebo	58%	28	638	218
Rebif® 66 µg weekly	41%	35	not reached	226
Rebif® 132 µg weekly	37%	31	not reached	638

\*excludes patients lost to follow-up without progression

**Progression in disability: statistical comparisons**

Test	Group Comparison	p-value
Log-rank test	66 µg weekly vs placebo	p=0.4465
	132 µg weekly vs placebo	p=0.0481

**MRI Burden of Disease: % Change (High-EDSS cohort)**

	Placebo	Rebif® 66µg/wk	Rebif® 132µg/wk
Burden of disease - Median % change	-5.3	-2.3	-6.9
Burden of disease - Mean % change	12.2	13.6	0.7
p-value (Rebif® vs placebo)		p=0.0146	p=0.0287

\*ANOVA on the ranks

**Number of T2 Active Lesions (High-EDSS cohort)**

Treatment Group	Number of T2 Active Lesions			p-value*
	Median	Mean		
Placebo	1.9	2.6		
Rebif® 66 µg weekly	0.9	1.7	Rebif® 66 µg vs placebo: p=0.0012	
Rebif® 132 µg weekly	0.5	0.9	Rebif® 132 µg vs placebo: p=0.0042	

\*ANOVA on the ranks

**CROSS-OVER STUDY**

The other study was an open cross-over design, with MRI evaluations conducted in a blinded fashion. Enrolled in this study were 68 patients between the ages of 15 and 45 years, with clinically definite and/or laboratory supported relapsing-remitting MS for up to 10 years in duration. The main inclusion criteria included:

- at least 2 relapses in the previous 2 years
- EDSS score between 1-5
- no corticosteroid or plasmapheresis treatments or administration of gamma globulins within the 3 months prior to study
- no immunomodulating or immunosuppressive therapy for the 6 months prior to the study
- absence of HBsAg and HIV antibodies.

Once enrolled, patients remained under clinical observation for 6 months with assessments of their neurological status and other parameters, and extensive monitoring of exacerbations. Patients were then randomized to treatment with either 11 µg (3MIU) (n=35) or 33 µg (9MIU) (n=33) of Rebif®, self-administered subcutaneously three times per week. The total dose was therefore 33 or 99 µg weekly.

**Six-months observation vs six-months treatment:**

Treatment with Rebif® at both doses used in this study, achieved a statistically significant reduction in both the MRI evidence of MS activity in the brain and the clinical relapse rate versus the corresponding observation periods. This pattern of improvement was also reflected in additional MRI measures. In the biannual T<sub>2</sub>-weighted scans, a reduction in the mean number of new lesions and in the mean number of enlarging lesions was demonstrated.

	Dosage	Observation period	Treatment period	Reduction %	p value
Exacerbation rate / patient	33 µg weekly 99 µg weekly	0.914 0.788	0.420 0.242	53% 69%	p=0.007 p=0.003
# exacerbation-free patients	33 µg weekly 99 µg weekly	15/35 17/33	23/35 25/33		p=0.059 p=0.02
# of monthly lesions / patient	33 µg weekly 99 µg weekly	3.47 2.42	1.77 0.96	49% 64%	p<0.001 p<0.001
Volume of lesions / patient	33 µg weekly 99 µg weekly	557 mm <sup>3</sup> 379 mm <sup>3</sup>	220 mm <sup>3</sup> 100 mm <sup>3</sup>	61% 73%	p<0.001 p<0.001
Total mean # new T2 lesions	33 µg weekly 99 µg weekly	5.67 3.92	1.97 1.18	66% 79%	p<0.001 p<0.001
Total mean # of T2 enlarged lesions	33 µg weekly 99 µg weekly	2.26 1.81	0.97 0.45	57% 75%	p<0.001 p=0.004

**Two-year results:** At the end of this study, 62 patients continued treatment for a further 18 months. Each of these patients continued to receive the dose to which they were randomized. Validation of the results of the 2 year treatment period is ongoing, however, the results from the continuation of treatment at both doses demonstrate that Rebif® maintained its dose-dependent effect in reducing the relapse rate and the brain lesion volume detected by T<sub>2</sub> weight MRI scans compared to the observation period, which corroborates the findings of the longer, placebo-controlled study.

**Condyloma acuminatum:** The results from four double-blind, placebo-controlled studies, including 349 patients (aged 17-62), each reveal that Rebif®, when injected intralesionally at a dose of 3.67 µg (1MIU)lesion 3 times per week for 3 weeks, is efficacious in the treatment of condyloma acuminatum in men and women. This efficacy is evidenced by both the induction of complete disappearance of lesions as well as the reduction in the area of lesions. The majority of treated patients in these studies had recurrent warts that had failed previous treatments. The number of lesions treated per patient was between 3 and 8, as stated in the summary table below.

Study	# patients / intravesionally treated	# lesions used	Treatment	Results
1	25/80%	3	0.12 or 3.67 µg of Rebif®/lesion, or placebo, 3 times per week for 3 weeks	Rebif® at a dose of 3.67 µg/lesion is efficacious, as evidenced by the induction of complete disappearance of lesions and the reduction in the area of lesions. The 0.12 µg dose of Rebif® did not show advantages over placebo treatment.
2	100/72%	6	3.67 µg of Rebif®/lesion, or placebo, 3 times per week for 3 weeks	There was a significant increase in Mean Response rate at Month 3 in patients who received Rebif® vs placebo (p<0.0001). The Complete Response rate at Month 3 was significantly in favour of patients who received Rebif® (p<0.0002).
3	100/52%	8	3.67 µg of Rebif®/lesion, or placebo, 3 times per week for 3 weeks	For the Israeli centre, the results from Week 6, supported by those from study Day 19 demonstrate the efficacy of Rebif®. Because of the study design and the non-compliance with the study protocol at the German centre, conclusions of efficacy were not supported by the results from the analysis where patients from both centres were pooled.
4	124/72%	6	3.67 µg of Rebif®/lesion, or placebo, 3 times per week for 3 weeks	This study showed that Rebif® was effective with the proportion of patients achieving a complete or Partial Response at Day 19 and Week 6, and a significant reduction in the total area of lesions on Day 19 and Week 6. Because of the study design, the effect of Rebif® at Month 3 was not demonstrated.

**INDICATIONS AND CLINICAL USE**

**Multiple Sclerosis:** Rebif® (Interferon beta-1a) is indicated for the treatment of relapsing-remitting multiple sclerosis in patients with an EDSS between 0 and 5.0, to reduce the number and severity of clinical exacerbations, slow the progression of physical disability, reduce the requirement for steroids, and reduce the number of hospitalizations for treatment of multiple sclerosis. The efficacy has been confirmed by T<sub>1</sub>-Gd enhanced and T<sub>2</sub> (burden of disease) MRI evaluations. Evidence of efficacy beyond 2 years is not known since the primary evidence of efficacy derives from 2-year trials.

**Condyloma acuminatum:** Rebif® is best suited for the patient who has less than nine lesions, and who has failed several prior treatments. In the case of patients with nine or more lesions, if the first Rebif® treatment is successful, the remaining lesions could be treated with a second course of Rebif® therapy. Rebif® should also be considered for the treatment of condyloma acuminatum in patients for whom the side-effects from other treatments, e.g., scarring, are of concern. While not all patients who were treated with Rebif® attained a complete response, patients whose lesions decreased in size and had at least a partial response may have also benefited from treatment because lesion shrinkage may facilitate subsequent management with other therapies, as has been reported with IFN-alpha.

**CONTRAINDICATIONS:** Rebif® (Interferon beta-1a) is contraindicated in patients with a known hypersensitivity to natural or recombinant interferon beta, albumin (human), or any other component of the formulation.

**WARNINGS:** Rebif® (Interferon beta-1a) should be used under the supervision of a physician.

**Relapsing-Remitting Multiple Sclerosis:** Depression and suicidal ideation are known to occur at an increased frequency in the multiple sclerosis population. The use of Rebif® has not been associated with an increase in the incidence and/or severity of depression, or with an increased incidence of suicide attempts or suicide. In the relapsing-remitting multiple sclerosis study, a similar incidence of depression was seen in the placebo-treated group and in the two Rebif® patient groups. Nevertheless, patients with depression should be closely monitored for signs of significant worsening of depression or suicidal ideation. The first injection should be performed under the supervision of an appropriately qualified health care professional.

**Condyloma:** All injections should be administered by a qualified health care professional.

**PRECAUTIONS**

**General:** Patients should be informed of the most common adverse events associated with interferon beta administration, including symptoms of the flu-like syndrome (see Adverse Reactions). These symptoms tend to be most prominent at the initiation of therapy and decrease in frequency and severity with continued treatment.

Based on the results of clinical trials of Rebif® in MS, in which more than 500 patients were randomized to drug treatment, there is no indication of an increased risk of seizure disorder with Rebif® therapy. However, since seizures have been reported with other interferon therapies, caution should be exercised when administering interferon-beta-1a to patients with pre-existing seizure disorder. For patients without a pre-existing seizure disorder who develop seizures during therapy, an etiologic basis should be established and appropriate anti-convulsant therapy instituted prior to considering resuming treatment with Rebif®. The effect of Rebif® administration on the medical management of patients with seizure disorder is unknown.

Serum neutralising antibodies against Rebif® (interferon beta-1a) may develop. The precise incidence and clinical significance of antibodies is as yet uncertain (see Adverse Reactions). Hypersensitivity reactions, both local and systemic, have developed during therapy with Rebif®.

Intralesional injections can be painful to some patients treated for condyloma acuminatum. In such cases an anaesthetic cream such as lidocaine-prilocaine can be used.

**Pregnancy and Lactation:** Rebif® should not be administered in case of pregnancy and lactation. There are no studies of interferon beta-1a in pregnant women. At high doses in monkeys, abortifacient effects were observed with other interferons. Fertil



women receiving Rebif® should take appropriate contraceptive measures. Patients planning for pregnancy and those becoming pregnant should be informed of the potential hazards of interferons to the foetus and Rebif® should be discontinued. It is not known whether Rebif® is excreted in human milk. Because of the potential for serious adverse reactions in nursing infants, a decision should be made either to discontinue nursing or to discontinue Rebif® therapy.

**Pediatric use:** There is no experience with Rebif® in children under 16 years of age with multiple sclerosis or condyloma and therefore Rebif® should not be used in this population.

**Patients with Special Diseases and Conditions:** Caution should be used and close monitoring considered when administering Rebif® to patients with severe renal and hepatic failure, patients with severe myelosuppression, and depressive patients.

**Drug Interaction:** No formal drug interaction studies have been conducted with Rebif® in humans. Interferons have been reported to reduce the activity of hepatic cytochrome p450-dependent enzymes in humans and animals. Caution should be exercised when administering Rebif® in combination with medicinal products that have a narrow therapeutic index and are largely dependent on the hepatic cytochrome p450 system for clearance, e.g. antiepileptics and some classes of antidepressants. The interaction of Rebif® with corticosteroids or ACTH has not been studied systematically. Clinical studies indicate that multiple sclerosis patients can receive Rebif® and corticosteroids or ACTH during relapses. Rebif® should not be mixed with other drugs in the same syringe.

**Laboratory Tests**

**Relapsing-Remitting Multiple Sclerosis:** Laboratory abnormalities are associated with the use of interferons. Therefore, in addition to those laboratory tests normally required for monitoring patients with multiple sclerosis, complete and differential white blood cell counts, platelet counts and blood chemistries, including liver and thyroid function tests are recommended during Rebif® therapy. These tests should be performed at months 1, 3 and 6, and every 6 months thereafter.

**Condyloma acuminata:** Same as relapsing remitting multiple sclerosis but tend not to be as severe because of dose and length of treatment.

**Information to be provided to the patient:** Flu-like symptoms (fever, headache, chills, muscle aches) are not uncommon following initiation of therapy with Rebif®. Acetaminophen may be used for relief of flu-like symptoms. Patients should contact their physician or pharmacist if they experience any undesirable effects. Depression may occur in patients with relapsing-remitting multiple sclerosis and may occur while patients are taking Rebif®. Patients should be asked to contact their physician should they feel depressed. Patients should be advised not to stop or modify their treatment unless instructed by their physician. Instruction on self-injection technique and procedures: patients treated for relapsing-remitting multiple sclerosis should be instructed in the use of aseptic technique when administering Rebif®. Appropriate instruction for reconstitution of Rebif® and self-injection should be given including careful review of the Rebif® patient leaflet. The first injection should be performed under the supervision of an appropriately qualified health care professional. Injection sites should be rotated at each injection. Injections may be given prior to bedtime as this may lessen the perception of side effects. Patients should be cautioned against the re-use of needles or syringes and instructed in safe disposal procedures. A puncture resistant container for disposal of used needles and syringes should be supplied to the patient along with instructions for safe disposal of full containers. In the controlled MS trial reported injection site reactions were commonly reported by patients at one or more times during therapy. In general, they did not require discontinuation of therapy, but the nature and severity of all reported reactions should be carefully assessed. Patient understanding and use of aseptic self-injection technique and procedures should be periodically re-evaluated.

**ADVERSE REACTIONS**

**Multiple Sclerosis:** As with other interferon preparations, flu-like symptoms are not uncommon. The use of interferon beta may cause flu-like syndrome, asthenia, pyrexia, chills, arthralgia, myalgia, headache, and injection site reactions. Less frequent adverse reactions include cold sores, stuffy nose, light headedness, mucosal irritation, haematological disorders (leukopenia, lymphopenia, granulocytopenia), and alterations in liver function tests such as elevated SGOT and SGPT. These effects are usually mild and reversible. Tachyphylaxis with respect to most side-effects is well recognized. Fever and flu-like symptoms can be treated with acetaminophen. Depending on the severity and persistence of the side-effects, the dose may be lowered or temporarily interrupted, at the discretion of the physician. Most injection site reactions are mild to moderate. Rare cases of skin ulceration/necrosis at the site of injection have been reported with long term treatment. The most frequently reported adverse events and the most common laboratory abnormalities observed during the placebo-controlled study in relapsing-remitting multiple sclerosis (560 patients, 2 years treatment) are presented in the table below for patients on placebo and Rebif® (interferon beta-1a). The frequencies are patients who reported this event at least once during the study, as a percentage of the total number of patients, by study-arm.

	Placebo	Rebif® 66 µg / weekly	Rebif® 132 µg / weekly
<b>Adverse Events</b>			
<b>Injection site disorders (all)</b>	<b>38.5</b>	<b>89.9</b>	<b>92.4</b>
<b>Upper respiratory tract infections</b>	<b>85.8</b>	<b>79.1</b>	<b>74.9</b>
Headache	82.6	64.8	70.1
Flu-like symptoms	51.3	58.1	58.7
Fatigue	39.8	32.8	41.3
Depression	27.8	30.6	23.9
<b>Fever</b>	<b>15.5</b>	<b>24.9</b>	<b>27.7</b>
Back pain	21.4	19.6	23.4
Myalgia	19.8	24.9	25.0
Nausea	22.0	24.9	24.5
Insomnia	21.4	19.6	23.4
Diarrhoea	18.7	17.5	19.9
<b>Laboratory Test Abnormalities</b>			
Lymphopenia	11.2	20.1	28.6
Leukopenia	3.7	12.7	22.3
Granulocytopenia	3.7	11.6	15.2
AST increase	3.7	10.1	17.4
ALT increase	4.3	19.8	27.2

For the events in bold, observed differences reached statistical significance as compared to placebo.

The adverse events experienced during the study are listed below, by WHOART System Organ Class. The most common amongst the injection site reactions was in the form of mild erythema. The majority of the other injection site reactions were also mild in the 2 Rebif® groups. Necrosis was reported in 8 patients treated with Rebif®. Two of these patients were in the 66 µg weekly and six in the 132 µg weekly groups. All patients completed the planned treatment period, with only 1 requiring temporary dose reductions and another patient stopping treatment for 2 weeks. Those that required treatment, received antibiotics.

**Adverse events experienced by patients enrolled in the double-blind, placebo-controlled, multiple sclerosis study**

Body System	Preferred term	Placebo (n=187)	Rebif® 66 µg weekly (n=189)	Rebif® 132 µg weekly (n=184)	
Application Site Disorders	Injection site inflammation (a)(b)	15.0%	65.6%	65.8%	
	Injection site reaction (a)(b) Injection site pain (b)	13.4% 14.4%	31.2% 20.1%	34.6% 22.8%	
Body as a Whole General Disorders	Influenza-like symptoms	51.2%	56.1%	58.7%	
	Fatigue	35.8%	32.8%	41.3%	
	Fatigue (a)(b)	15.5%	24.9%	27.7%	
	Leg pain Rigor(s)(c)	14.4% 3.3%	19.1% 6.3%	13.6% 13.0%	
Centr & Periph Nervous System Disorders	Headache	82.6%	64.8%	70.1%	
	Dizziness	17.6%	14.3%	18.3%	
	Paresthesia	18.7%	19.6%	19.9%	
	Hypoesthesia	12.6%	12.2%	7.6%	
Respiratory System Disorders	Rhinitis	59.9%	52.4%	50.5%	
	Upper Resp Tract Infection Pharyngitis (b)	32.6% 38.5%	36.0% 34.9%	29.3% 28.3%	
	Coughing Bronchitis	0.6% 0.6%	10.6% 10.6%	9.5% 9.5%	
	Gastro-Intestinal System Disorders	Nausea Abdominal pain Diarrhoea Vomiting	23.0% 17.1% 16.7% 12.3%	24.9% 22.2% 17.5% 12.7%	24.6% 19.6% 19.0% 12.0%
Musculo-Skeletal System Disorders	Back pain	19.8%	23.9%	24.6%	
	Arthralgia Arthritis Skeletal pain	19.2% 17.1% 10.2%	24.8% 15.3% 14.8%	25.9% 19.0% 9.8%	
	Psychiatric Disorders	Depression Insomnia	27.8% 21.4%	30.6% 19.6%	23.9% 22.4%
	White Cell & Res Disorders	Lymphopenia (a)(b) Leucopenia (a)(b)(c) Granulocytopenia (a)(b) Lymphadenopathy	11.2% 3.7% 3.7% 8.0%	20.1% 12.7% 11.6% 11.1%	28.6% 22.3% 15.2% 12.6%
Skin & Appendages Disorders		Pruritus	11.8%	9.0%	12.5%
		Liver & Biliary System Disorders	SGPT increased (a)(b) SGOT increased (a)(b)(c)	4.3% 3.7%	19.6% 16.1%
Urinary System Disorders		Urinary tract infection	18.7%	18.0%	16.8%
	Vision Disorders	Vision abnormal	7.0%	7.4%	13.0%
Secondary Terms	Fall	16.0%	16.9%	15.8%	

(a) Significant difference between placebo and Rebif® 66 µg weekly groups (p<0.05)  
(b) Significant difference between placebo and Rebif® 132 µg weekly groups (p<0.05)  
(c) Significant difference between Rebif® 66 µg and Rebif® 132 µg weekly groups (p<0.05)  
(n) Number of patients

In addition to the above listed adverse events, the following events have been experienced less frequently, in one or both of the relapsing remitting multiple sclerosis studies: asthenia, fluid retention, anorexia, gastroenteritis, heartburn, parodontal affections, dental abscess or extraction, stomatitis, glossitis, sleepiness, anxiety, irritability, confusion, lymphadenopathy, weight gain, bone fracture, dyspnoea, cold sores, fissure at the angle of the mouth, menstrual disorders, cystitis, vaginitis.

**Immunogenicity:** Antibodies to IFN-beta were tested in all patients pre-entry, and at Months 6, 12, 18 and 24. The results of testing for the presence of neutralizing antibodies (NAb) are shown below.

**Percentage of patients positive for neutralizing antibodies**

Placebo	Rebif® 66 µg weekly	Rebif® 132 µg weekly
0%	24%	12.5%

Due to concern about the potential impact of neutralizing antibody formation on efficacy, exacerbation counts (primary endpoint) were analysed according to patients' neutralizing antibody status. Over the 2 years of the study, there was no trend to a higher exacerbation rate in the neutralizing antibody-positive groups compared to the neutralizing antibody-negative groups. There is no clear indication that the development of serum neutralizing antibodies affected either safety or efficacy in either of the Rebif® groups.

**Condyloma acuminata**

**Most common adverse events for patients treated for Condyloma Acuminatum**

Body System / Preferred Term	Preferred term	Trial 1 n = 25	Trial 2 n = 52	Trial 3 n = 33	Trial 4 n = 65
Body as a Whole - General	asthenia	24.0%	3.8%	36.0%	15.4%
	fever	8.0%	21.2%	4.0%	0.0%
	flu-symptoms	4.0%	7.7%	24.0%	26.1%
	injection site reaction	8.0%	11.5%	-	-
	injection site inflammation	-	5.8%	-	-
	headache	28.0%	42.3%	20.0%	36.9%
	body discomfort	-	15.4%	-	-
	back pain	-	9.6%	-	16.8%
	pain	-	-	-	9.5%
	pelvic pain	4.0%	-	6.0%	-
	chills	-	28.8%	-	6.2%
	injection	-	1.9%	16.0%	1.5%
	injection site pain	4.0%	36.5%	66.0%	13.8%
	non-inflammatory swelling	-	7.7%	-	-
Digestive System	diarrhoea	-	28.8%	-	-
	nausea	8.0%	17.3%	-	1.5%
	vomiting	8.0%	1.9%	-	3.0%
	myalgia	12.0%	3.8%	2.0%	6.2%
Musculoskeletal System	muscle ache	-	36.8%	-	-
	muscle pain	-	1.9%	-	-
Respiratory System	pharyngitis	16.0%	0.0%	-	3.0%

Other adverse events were experienced by less than 5% of the patients, and included eye pain, skin disorder, rhinitis, bronchitis, coughing, diarrhoea, abdominal pain, postural hypotension, palpitation, vasodilatation, rectal disorder, lymphocytosis, thrombocytopenia, delirium, somnolence, joint pain, joint stiffness, lightheadedness, paraesthesia distal, disorientation, irritability, sleeplessness, lethargy, bruise, purpura, sweating increased, shortness of breath, upper respiratory tract infection, tachycardia, flushing, urethral pain, infection, chest pain, lymphadenopathy, PBI increased, arthralgia, dizziness, nervousness, tremor, abnormal vision, vulvovaginal disease, balanitis, penis disease, testis disease, urethritis, infection urinary tract, vaginitis, leukopenia, herpes simplex, pruritus, rash mac pap, skin neoplasia, rash.

**Immunogenicity:** The determination of the presence of antibodies to human IFN-β was performed in all 4 studies. A total of four patients had anti beta-interferon antibodies at pre-entry, and 6 other patients had at least a positive result for total binding antibodies at some point during the study. Antibodies were of low titer, and none of the antibodies were neutralizing to human IFN-β biological activity.

**SYMPTOMS AND TREATMENT OF OVERDOSAGE**

No case of overdose has thus far been described. However, in case of overdose, patients should be hospitalised for observation and appropriate supportive treatment should be given.

**DOSAGE AND ADMINISTRATION:**

**RELAPSING-REMITTING MULTIPLE SCLEROSIS:** The recommended posology of Rebif® (interferon beta-1a) is 22 µg (6MIU) given three times per week by subcutaneous injection. This dose is effective in the majority of patients to delay progression of the disease. Patients with a higher degree of disability (an EDSS of 4.0 or higher) may require a dose of 44 µg (12 MIU) 3x/week.

Treatment should be initiated under supervision of a physician experienced in the treatment of the disease. When first starting treatment with Rebif®, in order to allow tachyphylaxis to develop thus reducing adverse events, it is recommended that 20% of the total dose be administered during the initial 2 weeks of therapy. 50% of total dose be administered in week 3 and 4, and the full dose from the fifth week onwards.

At the present time, it is not known for how long patients should be treated. Safety and efficacy with Rebif® have been demonstrated following 2 years of treatment. Therefore, it is recommended that patients should be evaluated after 2 years of treatment with Rebif® and a decision for longer-term treatment be made on an individual basis by the treating physician.

**Preparation of Solution: Lyophilized formulation (Relapsing-Remitting Multiple Sclerosis):** Reconstitute the contents of a vial of Rebif® with 0.5 mL of the accompanying sterile diluent (see table below for diluent volume and resulting concentration). The reconstituted solution should be used immediately.

**Reconstitution Table**

Strength	Volume of Diluent to be added to vial	Approximate available volume	Nominal concentration/mL
11 µg (3 MIU)	0.5 mL	0.5 mL	22 µg (6 MIU)
44 µg (12 MIU)	0.5 mL	0.5 mL	88 µg (24 MIU)

**Preparation of the solution: liquid formulation:** The liquid formulation in a pre-filled syringe is ready for use. These syringes are graduated to facilitate therapy initiation. The pre-filled syringes contain 22 µg and 44 µg of Rebif® respectively. The pre-filled syringes are ready for subcutaneous use only.

**CONDYLOMA ACUMINATUM:** The recommended posology is 3.67 µg (1MIU) per lesion three times per week for 3 weeks. The recommended route of administration is intra- or peri-lesional. The pre-filled syringes are not to be used for this indication.

**Preparation of Solution: Lyophilized formulation (Condyloma acuminatum)** Reconstitute the contents of a vial of Rebif® in sterile diluent in order to obtain a final concentration of 3.67 µg per 0.1 mL solution. The reconstituted solution should be used immediately.

**Reconstitution Table**

Strength	Volume of Diluent to be added to vial	Approximate available volume	Nominal concentration/mL
11 µg (3 MIU)	0.3 mL	0.3 mL	37 µg (10 MIU)
44 µg (12 MIU)	1.2 mL	1.2 mL	37 µg (10 MIU)

**COMPOSITION**

**Lyophilized formulation:** Each 3 mL vial of sterile lyophilized powder contains Interferon beta-1a, albumin (human), mannitol and sodium acetate, as indicated in the table below. Acetic acid and sodium hydroxide are used to adjust the pH.

Interferon beta-1a	Albumin (Human)	Mannitol	Sodium acetate
11 µg (3 MIU)	9 mg	5 mg	0.2 mg
44 µg (12 MIU)	9 mg	5 mg	0.2 mg

Rebif® (Interferon beta-1a) is supplied with a 2 mL diluent ampoule containing 2 mL of 0.9% NaCl in Water for Injection. No preservatives are present.

**Liquid formulation**

The liquid formulation is supplied in syringes containing 0.5 mL of solution. Each syringe contains Interferon beta-1a, albumin (human), mannitol and 0.01 M sodium acetate buffer, as indicated in the table below. The solution does not contain preservatives.

Interferon beta-1a	Albumin (Human)	Mannitol	0.01 M Sodium acetate buffer
22 µg (6 MIU)	3 mg	27.3 mg	6.4 to 0.5 mL
44 µg (12 MIU)	4 mg	27.3 mg	6.4 to 0.5 mL

**STABILITY AND STORAGE RECOMMENDATIONS**

**Lyophilized formulation:** Refer to the date indicated on the labels for the expiry date. Rebif® (Interferon beta-1a) lyophilized product should be stored at 2-8°C.

**Liquid formulation:** Refer to the date indicated on the labels for the expiry date. Rebif® liquid in a pre-filled syringe should be stored at 2-8°C. Do not freeze.

**RECONSTITUTED SOLUTIONS**

**Lyophilized formulation:** Lyophilized Rebif® should be reconstituted with 0.9 % NaCl in Water for Injection (supplied in 2 mL neutral glass ampoules containing 2.0 mL). The reconstituted solution should be administered immediately. Although not recommended, it may be used later during the day of reconstitution if stored in a refrigerator (2-8°C). Do not freeze. The reconstituted solution may have a yellow colouration which is a normal product characteristic. **Liquid formulation:** The liquid in the pre-filled syringe is ready for use.

**PARENTERAL PRODUCTS**

See "Preparation of Solution" for table of reconstitution.

**AVAILABILITY OF DOSAGE FORM**

Rebif® (Interferon beta-1a) is available in two strengths (11 µg (3MIU), and 44 µg (12MIU) per vial), as a lyophilized sterile powder. It is accompanied by diluent (0.9% NaCl in Water for Injection) in 2 mL ampoules. Both lyophilized strengths are supplied in cartons of 1 vial of drug and 1 x 2 mL ampoule of diluent, 3 vials of drug and 3 x 2 mL ampoules of diluent, and 12 vials of drug and 12 x 2 mL ampoules of diluent.

Rebif® is also available as a liquid formulation, in pre-filled syringes ready for use. Two package strengths are available: 22 µg (6MIU)/0.5 mL and 44 µg (12MIU)/0.5 mL. The pre-filled syringes are supplied as single units, 3-packs and 12-packs. The pre-filled syringes are ready for subcutaneous use only.

The route of administration for Relapsing-Remitting Multiple Sclerosis is subcutaneous. The route of administration for condyloma acuminatum is intra- and peri-lesional.

**Reference:** 1. Rebif® Product Monograph, 2000. Serono Canada Inc. Product Monograph available to Healthcare Professionals on request.







11 µg (3 MU); 44 µg (12 MU) de poudre lyophilisée pour injection  
 22 µg (6 MU)/0,5 mL, 44 µg (12 MU)/0,5 mL de formulation liquide pour injection

**CLASSIFICATION THÉRAPEUTIQUE**

Immunomodulateur

**MODES D'ACTION ET PHARMACOLOGIE CLINIQUE**

**Description.** Rebif® (interféron bêta-1a) est un produit de glycoprotéine stérile purifiée, fabriquée selon des techniques d'ADN recombinant et formulée pour être injectée. Le principe actif de Rebif est produit par des cellules ovariennes de hamster chinois ayant fait l'objet d'une recombinaison génétique. L'interféron (IFN) bêta-1a est une glycoprotéine très purifiée qui comprend 166 acides aminés et dont le poids moléculaire approximatif est de 22 500 daltons. Il compte un fragment de glucose à liaison-N fixé à l'Asn-80, semblable à l'interféron bêta humain naturel. L'activité spécifique de Rebif est d'environ 0,27 million d'unités internationales (MU)/µg d'interféron bêta-1a. On obtient la mesure unitaire en comparant l'activité antivirale du produit à un étalon NIH interne naturel d'IFN-β-h obtenu de fibroblastes humains (BLS 11) qui ont été étalonnés par comparaison à l'étalon d'IFN-β-h naturel NIH (GB 23-902-531). Généralités: Les interférons forment une famille de protéines naturelles dont la masse moléculaire varie de 15 000 à 21 000 daltons. Trois grandes classes d'interférons ont été identifiées: alpha, bêta et gamma. Les activités biologiques respectives de l'interféron bêta, l'interféron alpha et l'interféron gamma se chevauchent, mais demeurent distinctes.

L'interféron bêta-1a agit par l'intermédiaire de divers mécanismes :

- immunomodulation par induction de composantes de membranes cellulaires du complexe majeur d'histocompatibilité (CMH), c-3-d-, antigènes de CMH de classe I, accroissement en activité de cellules tueuses naturelles et inhibition de l'expression d'antigènes du CMH de classe II déclenchée par l'IFN-γ, ainsi qu'une réduction soutenue du niveau du facteur de néovase des tumeurs.
- Effet antiviral par induction de protéines comme la synthétase-2'-5'-oligoadénylate et la p78.
- Effet antiprolifératif par activité cytostatique directe et indirecte par la stimulation de la réponse immunitaire antitumorale.

Le mécanisme d'action de Rebif® dans la sclérose en plaques rémittente est toujours à l'étude.

**Sclérose en plaques (SEP) rémittente**

On a mené deux études essentielles, incluant au total 628 patients, afin d'évaluer l'innocuité et l'efficacité de Rebif® administré par voie sous-cutanée trois fois par semaine à des patients atteints de sclérose en plaques rémittente. Les résultats indiquent que Rebif® est apte à modifier l'évolution naturelle de la sclérose en plaques rémittente. L'efficacité du médicament a été démontrée en fonction de trois aspects principaux de cette maladie, soit l'état d'invalidité (patients cotés de 0 à 5 sur l'échelle EDSS), les poussées évolutives et le fardeau imposé par la maladie et son activité observée par IRM (imagerie par résonance magnétique).

**ÉTUDE PRISMS**

Dans l'étude de plus grande envergure, 560 patients en tout ayant reçu un diagnostic de sclérose en plaques rémittente, cliniquement ou biologiquement avérée, cotée de 0 à 5 sur l'échelle EDSS et dont les antécédents de la maladie remontaient au moins à un an avant leur entrée dans l'étude, furent recrutés et répartis au hasard en trois groupes recevant respectivement un placebo, 22 µg (6 MU) de Rebif® ou 44 µg (12 MU) de Rebif® dans un rapport de 1:1:1. Environ 90 % des patients ont poursuivi leur traitement pendant la durée entière de cette étude de deux ans et fort peu de patients se sont retirés de l'étude en raison de réactions indésirables.

Les principaux critères d'inclusion à l'étude étaient les suivants:

- antécédents d'au moins 2 poussées aiguës pendant les 2 années précédant le recrutement dans l'étude
  - aucun traitement général antérieur par interférons
  - aucune corticothérapie ni traitement par ACTH dans les 2 mois précédant le recrutement dans l'étude
  - aucune poussée évolutive dans les 6 semaines précédant le recrutement dans l'étude.
- Les patients étaient évalués à intervalles de 3 mois, durant les poussées et de concert avec des examens par IRM. Chaque patient a fait l'objet d'examen IRM initiaux de la densité des protons crâniens/pondérés en T2 (PD/T2), puis à tous les six mois durant l'étude. Un sous-groupe de patients a fait l'objet d'examen IRM PD/T2 et pondérés en T1 (T1) avec marquage des lésions au gadolinium (Gd) un mois avant le début du traitement, au début du traitement, puis mensuellement jusqu'à concurrence des 9 premiers mois de traitement. Parmi ces sujets, un autre sous-groupe de 39 patients a continué de se prêter aux examens IRM mensuels du début à la fin de la période de traitement de 24 mois.

Cette étude a démontré que Rebif® à la dose hebdomadaire totale de 66 ou de 132 µg, a procuré une amélioration significative des trois aspects principaux de la maladie, soit la fréquence des poussées évolutives, l'activité pathologique et le fardeau imposé par la maladie (le fait que mesuré par les examens d'IRM et la progression de l'état d'invalidité). De plus, l'étude a démontré l'efficacité de Rebif® à ralentir la progression de l'incapacité chez les patients ayant une cote de 4,0 ou plus sur l'échelle EDSS. En outre, le médicament a donné lieu à une diminution des besoins en corticostéroïdes pour traiter la sclérose en plaques et, à raison de 132 µg par semaine, Rebif® a réduit le nombre de séjours à l'hôpital attribuables à la sclérose en plaques.

**Effet sur les poussées évolutives**

Paramètres d'efficacité	Groupe de traitement				Valeur de p
	Placebo	Rebif® 66 µg/sem	Rebif® 132 µg/sem	Rebif® 66 µg/sem vs placebo	
Nbre moyen de poussées sur les 2 ans de l'étude	2,56	1,82	1,73	0,0002	<0,0001
Pourcentage de patients n'ayant eu aucune poussée en 2 ans	14,6%	25,6%	32,0%	0,0140	<0,0001
Nbre médian de mois avant la première poussée	4,5	7,6	9,6	0,0008	<0,0001
Nbre médian de mois avant la deuxième poussée	15,0	23,4	>24*	0,0020	<0,0001
Nbre moyen de poussées modérées et graves durant la période de 2 ans	0,99	0,71	0,62	0,0025	0,0003

\*Le nombre médian de mois avant la deuxième poussée n'a pas été atteint dans le groupe qui recevait la dose de 132 µg.

Les résultats après un an de traitement étaient également significatifs.

**Effet sur le temps de la progression initiale de l'état d'invalidité**

Paramètres d'efficacité	Groupe de traitement				p-valeur
	Placebo	Rebif® 66 µg/sem	Rebif® 132 µg/sem	Rebif® 66 µg/sem vs placebo	
Nbre de mois écoulés avant l'apparition confirmée d'une progression de l'état d'invalidité - premier quartile	11,8	18,2	21,0	0,0398	0,0136
Modification médiane de la cote EDSS après 2 ans	0,3	0	0	0,0263	0,0519

**Effet sur la pathologie de la sclérose en plaques tel que visualisé par IRM**

Paramètres d'efficacité	Groupe de traitement				Valeur de p
	Placebo	Rebif® 66 µg/sem	Rebif® 132 µg/sem	Rebif® 66 µg/sem vs placebo	
Activité observée par IRM					
Tous les patients					
Nbre de lésions actives (sur période de 6 mois)	2,25	0,75	0,5	<0,0001	<0,0001
% d'activité observée par IRM	75%	50%	25%	<0,0001	<0,0001
Patients subissant des examens IRM mensuels (3 mois)					
Nbre de lésions actives (sur mois)	0,88	0,17	0,11	<0,0001	<0,0001
% d'activité observée par IRM	44%	12,5%	11%	<0,0001	<0,0001
Patients ayant subi des examens IRM mensuels du début à la fin de l'étude (2 ans)					
Nbre de lésions actives	0,9	0,1	0,02	0,0905	0,0105
% d'activité observée par IRM	52%	10%	2%	0,0920	0,0117

Besoin de corticothérapie: La proportion de patients ayant nécessité une corticothérapie pour le traitement de la sclérose en plaques (indications autres que la SEP exclues) était plus élevée dans le groupe placebo (plus de 50%) que dans l'un ou l'autre des 2 groupes Rebif® (à peu près 40 % dans chaque groupe).

Hospitalisations dues à la sclérose en plaques: Le nombre moyen des hospitalisations imputables à la sclérose en plaques observées dans les groupes de traitement recevant Rebif® à raison de 66 ou de 132 µg/semaine a été réduit de 21% et de 48% respectivement, par rapport aux hospitalisations dans le groupe placebo.

**Cohorte de patients aux valeurs initiales élevées sur l'échelle EDSS (valeurs EDSS initiales > 3,5)**

On a effectué d'autres analyses dans le but d'étudier l'efficacité de Rebif® auprès de populations manifestant des prédicteurs de résultats adverses et potentiellement exposés à un plus haut risque de progression de l'invalidité. Le principal prédicteur examiné était une valeur EDSS initiale >3,5. Les patients de cette cohorte accusent un degré plus marqué d'invalidité et sont davantage vulnérables à la progression de leur maladie que ceux dont la valeur EDSS est moins élevée. Des études de l'historique naturel montrent que les patients dont la valeur EDSS se situe dans l'intervalle de 4,0 à 5,0 demeurent moins longtemps à ce niveau de valeurs EDSS qu'à l'un des niveaux moindres d'invalidité. Le traitement avec deux posologies de Rebif® a eu pour effet de réduire significativement le nombre moyen de poussées évolutives par patient comparativement au placebo. La progression de la maladie chez ce groupe de patients est particulièrement préoccupante, étant donnée l'apparition potentielle de difficultés de déambulation. L'administration du médicament à la posologie hebdomadaire de 132 µg a permis de prolonger significativement la période écoulée avant qu'on ne puisse constater la survenue d'un nouvel épisode de progression de la maladie, alors que la dose hebdomadaire de 66 µg n'a pas eu cet effet. Les deux doses de Rebif® ont influé significativement sur le pourcentage de variation d'après les valeurs initiales de fardeau imposé par la maladie observé lors des examens IRM chez la cohorte aux valeurs EDSS élevées, tandis que la dose hebdomadaire de 132 µg a procuré une diminution significative du nombre de séjours T2 actives dans cette population. Dans cette cohorte de patients dont l'invalidité a été établie, les résultats en terme d'efficacité confirment que la dose hebdomadaire de 132 µg exerce un effet marqué sur la progression de l'invalidité et sur la pathologie sous-jacente de la maladie.

**Effet sur les poussées évolutives (cohorte aux valeurs EDSS élevées)**

Paramètres d'efficacité	Placebo	Rebif® 66 µg/sem	Rebif® 132 µg/sem
Nbre moyen de poussées évolutives	3,07	1,83	1,22
Nbre et% de patients n'ayant manifesté aucune poussée évolutive	2 (7%)	7 (20%)	10 (32%)
Valeur de p* (Rebif® vs placebo)		p = 0,0121	p = 0,0092

\*Modèle log-linéaire

**Progression de l'invalidité d'un point sur l'échelle EDSS (cohorte aux valeurs EDSS élevées)**

Groupe de traitement	% de progresseurs*	Délai d'apparition de la progression		
		Nbre de patients	Médiane (jours)	T1 (jours)
Placebo	56%	28	638	218
Rebif® 66 µg/sem	41%	35	non atteinte	226
Rebif® 132 µg/sem	27%	31	non atteinte	838

\*exclut les patients chez lesquels la maladie n'accusait aucune progression lorsqu'on les a perdus de vue durant le suivi

**Progression de l'invalidité: comparaisons statistiques**

Test	Comparaison des groupes	Valeur de p
Test logarithmique	66 µg/sem vs placebo	p = 0,4465
	132 µg/sem vs placebo	p = 0,0481

**Pourcentage de variation du fardeau imposé par la maladie observé par IRM (cohorte aux valeurs EDSS élevées)**

	Placebo	Rebif® 66 µg/sem	Rebif® 132 µg/sem
Fardeau de la maladie - % médian de variation	5,3	-2,3	-6,9
Fardeau de la maladie - % moyen de variation	32,2	13,6	0,7
Valeur de p* (Rebif® vs placebo)		p = 0,0146	p = 0,0287

\*Analyse de la variance - rangs

**Nombre de lésions T2 actives (cohorte aux valeurs EDSS élevées)**

Groupe de traitement	Nombre de lésions T2 actives		Valeur de p*
	Médiane	Moyenne	
Placebo	1,9	2,6	
Rebif® 66 µg/sem	0,9	1,7	Rebif® 66 µg vs placebo: p = 0,0612
Rebif® 132 µg/sem	0,5	0,9	Rebif® 132 µg vs placebo: p = 0,0042

\*Analyse de la variance - rangs

**ÉTUDE SELON LE MODÈLE CROISÉ**

L'autre étude à été réalisée selon le modèle ouvert et croisé où les examens IRM étaient effectués à l'insu. Les 68 patients recrutés, âgés de 15 à 45 ans, étaient atteints de SEP rémittente cliniquement ou biologiquement avérée depuis 10 ans au maximum. Les principaux critères d'inclusion à l'étude étaient les suivants :

- minimum de 2 récurrences pendant les 2 dernières années
  - cote EDSS entre 1 et 5
  - aucune corticothérapie ni traitement de plasmaphérèse ni administration de gammaglobulines dans les 3 mois précédant l'étude.
  - aucun traitement immunomodulateur ou immunodépresseur durant les 6 mois précédant l'étude
  - absence d'Ag HBs et d'anticorps anti-VIH
- Une fois recrutés, les patients sont demeurés sous observation clinique pendant 6 mois et ont fait l'objet d'évaluations de leur état neurologique et d'autres paramètres, et d'une surveillance vigilante des poussées. Ensuite, les patients ont été répartis au hasard dans l'un des deux groupes de traitement pour recevoir soit 11 µg (3 MU) (n=35) ou 33 µg (9 MU) (n=33) de Rebif®, auto-administré par voie sous-cutanée trois fois par semaine. La dose hebdomadaire totale se chiffrait donc à 33 ou 99 µg.

**Comparaison des six mois d'observation aux six mois de traitement**

Le traitement avec Rebif®, aux deux posologies administrées dans le cadre de cette étude, a procuré une réduction, significative au point de vue statistique, de l'activité de la SEP dans le cerveau observée par IRM, ainsi que du taux de récurrences cliniques par rapport aux périodes d'observation correspondantes. Ce mode d'amélioration était également reflété par des mesures additionnelles réalisées par IRM. Dans les examens pondérés en T2 effectués deux fois par année, on a mis en évidence une réduction du nombre moyen de nouvelles lésions et du nombre moyen de lésions croissantes.

	Dosage	Période d'observation	Période de traitement	% de Réduction	valeur de p
Nbre de poussées évolutives/patient	33 µg/sem 99 µg/sem	9,84 17,53	0,429 2,633	83% 89%	p=0,007 p=0,003
Nbre de patients n'ayant eu aucune poussée évolutive	33 µg/sem 99 µg/sem	15,25 26,33	23,26 26,33	33% 33%	p=0,059 p=0,02
Nbre de lésions/mois/patient	33 µg/sem 99 µg/sem	3,47 2,42	1,77 0,86	49% 64%	p=0,001 p=0,001
Volume des lésions/patient	33 µg/sem 99 µg/sem	557 mm <sup>3</sup> 378 mm <sup>3</sup>	220 mm <sup>3</sup> 106 mm <sup>3</sup>	61% 73%	p=0,001 p=0,001
Nbre moyen total de nouvelles lésions observées par T2	33 µg/sem 99 µg/sem	8,67 3,93	1,87 1,18	85% 70%	p=0,001 p=0,001
Nbre moyen total de lésions élargies observées par T2	33 µg/sem 99 µg/sem	2,26 1,81	0,97 0,45	57% 75%	p=0,001 p=0,004

**Résultats de l'étude de deux ans :** À la fin de cette étude, 62 patients ont poursuivi le traitement pendant une période supplémentaire de 18 mois. Chaque de ces patients a continué de recevoir la dose qui lui avait été attribuée au hasard. La validation des résultats de la période de traitement de 2 ans se poursuit toujours, mais les résultats obtenus de la continuité du traitement aux deux concentrations a permis d'établir que Rebif® maintient son effet proportionnel à la dose administrée quant à la réduction du taux de récurrence et du volume de lésions détectées au cerveau par les balais d'examen IRM pondérés en T2, comparativement à la période d'observation, ce qui corrobore les résultats de l'étude de 2 groupes longue durée avec contrôle par placebo.

**Condylome acuminé :** Les résultats de quatre études, chacune menée en double insu et contrôlées contre placebo, incluant 349 patients (âgés de 17 - 62 ans), révèlent que Rebif® est efficace dans le traitement du condylome acuminé, chez les hommes aussi bien que chez les femmes, lorsqu'il est injecté par voie intralésionnelle à la dose de 3,67 µg (1 MU)/lésion 3 fois par semaine pendant 3 semaines. L'inclusion de la disparition complète des lésions ainsi que la réduction de la taille des lésions ont fait foi de l'efficacité du traitement. La majorité des patients traités dans le cadre de ces études présentaient des verrues récidivantes qui avaient résisté aux autres traitements. Le nombre de lésions traitées par patient était entre 3 et 8, comme illustré dans le tableau ci-joint.

Étude	Nbre de patients/ % de la base	Nbre de lésions traitées	Traitement	Résultats
1	25 / 80%	3	0,12 µg de Rebif®/lésion, 3 fois/semaine durant 3 semaines	Rebif®, administré à la dose de 3,67 µg/lésion, s'est avéré efficace, comme l'est corroboré l'inclusion de la disparition complète des lésions ainsi que la réduction de l'activité des lésions. La dose de 0,12 µg de Rebif® n'a pas semblé offrir un avantage supérieur par rapport au placebo.
2	100 / 72%	6	3,67 µg de Rebif®/lésion, 3 fois/semaine durant 3 semaines	Il y a eu une augmentation importante des bases de réponses négatives au mois 3 chez les patients qui ont reçu Rebif® vs placebo (p<0,0001). Le taux de réponses complètes au mois 3 était significativement favorable chez les patients qui ont reçu Rebif® (p<0,0162).
3	100 / 52%	8	3,67 µg de Rebif®/lésion, 3 fois/semaine durant 3 semaines	Les résultats du contrôle asséptique pour la semaine 6, avec l'appui de ceux du jour 19, sont indicatifs de l'efficacité de Rebif®. En raison de l'organisation de l'étude et de la non-conformité au protocole au centre sélectionné, ces indications de l'efficacité n'étaient pas soutenues par les résultats obtenus des analyses dans lesquelles on a regroupé les patients des deux centres.
4	124 / 72 %	6	3,67 µg de Rebif®/lésion, 3 fois/semaine durant 3 semaines	Cette étude a démontré que Rebif® s'est avéré efficace chez la proportion de patients qui présentaient une réponse complète ou partielle au jour 19 et à 4 semaines 6. En raison de l'organisation de l'étude, on n'a pu évaluer l'effet thérapeutique de Rebif® au mois 3.

**INDICATIONS ET USAGE CLINIQUE**

Sclérose en plaques: Rebif® (interféron bêta-1a) est indiqué pour le traitement de la sclérose en plaques rémittente chez des patients dont la cote EDSS se situe entre 0 et 5,0, afin de réduire le nombre et la gravité des poussées évolutives cliniques, de ralentir la progression des états d'invalidité physiques, et de réduire les besoins de corticothérapie et le nombre de séjours à l'hôpital pour le traitement de la sclérose en plaques. Son efficacité a été confirmée au moyen d'évaluations IRM en T1 marquées au Gd et d'évaluations IRM en T2 (fardeau imposé par la maladie). On ne dispose pas de preuves d'efficacité sur des périodes de plus de 2 ans puisque les confirmations primaires d'efficacité proviennent d'études de 2 ans.

Condylome acuminé: Rebif® convient préférentiellement au patient qui présente moins de neuf lésions et chez qui plusieurs traitements antérieurs ont déjà échoué. Dans le cas des patients atteints de neuf lésions ou plus, si le premier traitement avec Rebif® est une réussite, les lésions qui restent pourraient faire l'objet d'un deuxième traitement avec Rebif®. On devrait aussi envisager Rebif® pour traiter le condylome acuminé chez les patients pour qui les effets secondaires d'autres traitements, comme la production de cicatrices, sont inquiétants. Tandis que les patients traités avec Rebif® n'ont pas toujours présenté une réponse complète, ceux qui l'étendue des lésions a diminué et qui ont eu tout au moins une réponse partielle peuvent aussi avoir bénéficié du traitement, car la diminution des lésions pourrait favoriser la prise en charge subséquente de la maladie avec d'autres traitements, comme on l'a rapporté dans le cas de l'FN-alpha.

**CONTRE-INDICATIONS**

Rebif® (interféron bêta-1a) est contre-indiqué chez les patients ayant une hypersensibilité connue à l'interféron bêta naturel ou recombinant, à l'albumine (humaine) ou à n'importe quel autre composant de la formulation.

**MISES EN GARDE**

Rebif® (interféron bêta-1a) devrait être utilisé sous la surveillance d'un médecin.

**Sclérose en plaques rémittente**

On sait que la population atteinte de sclérose en plaques est plus souvent sujette à la dépression et aux idées suicidaires. L'utilisation de Rebif® n'a pas été associée à une hausse de la fréquence et/ou de la gravité de la dépression, ni à une augmentation des tentatives de suicide ou des suicides. Dans l'étude sur la sclérose en plaques rémittente, on a observé une fréquence de dépression semblable dans le groupe de patients sous placebo et les deux groupes de patients sous Rebif®. Néanmoins, les patients souffrant de dépression devraient être surveillés de près car ou ils manifesteraient des signes d'aggravation considérable de leur état dépressif ou des idées suicidaires. La première injection devrait être donnée sous la surveillance d'un professionnel de la santé ayant les qualifications requises.

**Condylome**

Toutes les injections devraient être données par un professionnel de la santé qualifié.

**PRÉCAUTIONS**

**Généralités**

Les patients devraient être renseignés sur les réactions indésirables les plus couramment associées à l'administration de l'interféron bêta, y compris les symptômes de type pseudo-grippal (voir RÉACTIONS INDESIRABLES). Ces symptômes ont tendance à être plus prononcés au début du traitement et à diminuer en fréquence et en gravité après quelques mois de traitement.

Les résultats des études cliniques sur la sclérose en plaques dans lesquelles Rebif® a été utilisé, ces études comprenant plus de 500 patients traités avec Rebif®, n'ont indiqué aucune augmentation des risques d'avoir une convulsion lors du traitement avec Rebif®. Cependant, de telles convulsions ont été signalées lors de traitement avec d'autres interférons, ainsi, de la prudence est de rigueur si un patient avec des antécédents de convulsion est considéré pour traitement avec Rebif®. Pour les patients dont les antécédents médicaux n'incluent pas de convulsion, et qui ont eu des convulsions pendant le traitement, une étioologie devrait être établie et le traitement avec des anti-convulsants appropriés devrait être instauré avant de commencer le traitement avec Rebif®. L'effet de l'administration de Rebif® chez les patients avec des problèmes de convulsion est inconnu.

Des anticorps neutralisants sériques contre Rebif® (interféron bêta-1a) peuvent se développer. La fréquence exacte et l'importance clinique des anticorps demeurent incertaines (voir RÉACTIONS INDESIRABLES).

Des réactions d'hypersensibilité, autant locales que systémiques, se sont développées durant le traitement avec Rebif®.



Les injections intralésionnelles pouvant s'avérer douloureuses chez certains patients traités pour le condylome, on peut, le cas échéant, avoir recours à une crème anesthésique telle la lidocaïne-prilocaine.

### Grossesse et allaitement

Rebif® ne devrait pas être administré aux femmes enceintes ou aux mères qui allaitent. Il n'y a pas eu d'étude sur l'utilisation de l'interféron bêta-1a chez les femmes enceintes. À des doses élevées chez les singes, on a observé des effets abortifs avec d'autres interférons. Les femmes susceptibles de devenir enceintes qui prennent Rebif® doivent utiliser une méthode efficace de contraception. Les patientes qui planifient une grossesse et celles qui deviennent enceintes devraient être renseignées sur les dangers que les interférons pourraient représenter pour le fœtus et elles devraient cesser de prendre Rebif®. On ignore si Rebif® est excrété dans le lait maternel. En raison du risque d'effets indésirables graves chez les nourrissons, on doit recommander aux patientes de cesser l'allaitement ou d'interrompre le traitement.

### Pédiatrie

Aucune expérience n'a été acquise avec Rebif® chez les enfants âgés de moins de 16 ans qui seraient atteints de sclérose en plaques ou de condylome et, par conséquent, Rebif® ne devrait pas être utilisé chez cette population.

### Patients atteints de maladies et d'états particuliers

On devrait faire preuve de prudence et de vigilance lorsqu'on administre Rebif® aux patients atteints d'une grave insuffisance rénale ou hépatique, aux patients qui manifestent une myélodépression grave et aux patients dépressifs.

### Interaction médicamenteuse

Les interactions entre Rebif® et d'autres médicaments n'ont pas été évaluées chez les humains. On a rapporté que les interférons réduisaient l'activité des enzymes hépatiques dont la synthèse dépend du cytochrome P450 chez les humains et les animaux. On devrait faire preuve de prudence lorsqu'on administre Rebif® en association avec des médicaments à l'index thérapeutique étroit dont la clairance repose largement sur le système hépatique du cytochrome P450, p. ex., les antiépileptiques et certaines classes d'antidépresseurs. L'interaction de Rebif® avec les corticostéroïdes ou l'ACTH n'a pas fait l'objet d'une étude systématique. Les études cliniques indiquent que les patients en sclérose en plaques peuvent recevoir Rebif® et des corticostéroïdes ou de l'ACTH pendant les récidives. Rebif® ne devrait pas être mélangé à d'autres médicaments dans une même seringue.

### Analyses de laboratoire

Sclérose en plaques (SEP) rémittente: Les anomalies observées lors d'analyses de laboratoire sont associées à l'utilisation des interférons. Par conséquent, en plus des analyses de laboratoire habituellement demandées pour surveiller les patients atteints de sclérose en plaques, on recommande également de procéder à la numération globulaire et la formule leucocytaire, la numération plaquettaire et les analyses de la chimie sanguine, y compris les épreuves fonctionnelles hépatiques et de la glande thyroïde, pendant le traitement avec Rebif®. Ces analyses devraient être faites après 1 mois, 3 mois et 6 mois de traitement, et à tous les 6 mois par la suite.

**Condylome acuminé :** Comme pour ce qui concerne la sclérose en plaques (SEP) rémittente, mais tend à ne pas être aussi sévère dû à la dose et à la durée du traitement.

### Renseignements à donner aux patients

Il n'est pas rare d'observer des symptômes pseudo-grippaux (fièvre, céphalée, frissons, douleurs musculaires) au début du traitement avec Rebif®. On peut prendre de l'acétaminophène pour soulager les symptômes pseudo-grippaux. Les patients devraient communiquer avec leur médecin ou leur pharmacien s'ils éprouvent des effets indésirables. La dépression est susceptible de se produire chez les patients atteints de sclérose en plaques rémittente et pourrait survenir alors que les patients prennent Rebif®. Il faut aviser ces patients de communiquer avec un médecin s'ils se sentent déprimés. On devrait conseiller aux patients de ne pas interrompre ni modifier leur traitement à moins d'en recevoir la directive de leur médecin.

Instruction de la technique et des méthodes d'auto-injection : les patients qui reçoivent un traitement pour la sclérose en plaques rémittente devraient recevoir des instructions sur l'utilisation d'une technique aseptique lors de l'administration de Rebif®. Il est nécessaire d'instruire les patients sur la reconstitution de Rebif® et l'auto-injection, et de passer attentivement en revue le feuillet d'instructions sur Rebif®. La première injection devrait être faite sous la surveillance d'un professionnel de la santé ayant les qualifications requises. On devrait faire une rotation des points d'injection en changeant de site à chaque injection. On peut faire les injections à l'heure du coucher pour tenter d'amoindrir la perception des effets secondaires. Il faut avertir les patients de ne pas réutiliser les aiguilles et les seringues, et les instruire sur la façon d'éliminer ces instruments en toute sécurité. Un contenant résistant à la ponction servant à la mise au rebut des aiguilles et des seringues utilisées devrait être fourni au patient, avec des instructions sur l'élimination sûre des contenants pleins.

Dans l'étude contrôlée sur la SEP, les patients ont couramment signalé des réactions au point d'injection au moins une fois au cours du traitement. En général, ils n'ont pas eu besoin d'abandonner le traitement, mais il importe d'évaluer soigneusement la nature et la gravité de toutes les réactions signalées. Il faudrait réévaluer périodiquement le patient sur sa compréhension et son utilisation des techniques et méthodes aseptiques d'auto-injection.

### RÉACTIONS INDÉSIRABLES

#### Sclérose en plaques

Comme avec les autres préparations à l'interféron, il n'est pas rare d'observer des symptômes pseudo-grippaux. L'utilisation de l'interféron bêta peut provoquer: syndrome pseudo-grippal, asthénie, pyrexie, frissons, arthralgie, myalgie, céphalées et réactions au point d'injection. On a plus rarement observé: boutons de fièvre, congestion nasale, sensation de tête légère, irritation des muqueuses, troubles hématologiques (leucopénie, lymphocytopénie, granulocytopenie) et altérations des analyses de la fonction hépatique telles que SGOT et SGPT élevés. Ces effets sont habituellement légers et réversibles. La tachycytémie par rapport à la plupart des effets secondaires est bien reconnue. La fièvre et les symptômes pseudo-grippaux peuvent être traités avec de l'acétaminophène. Selon la gravité et la persistance des effets secondaires, on peut diminuer la dose ou interrompre temporairement le traitement, à la discrétion du médecin. La plupart des réactions au point d'injection étaient d'intensité légère à modérée. On a rapporté de rares cas d'ulcération cutanée/nécrose au point d'injection lors d'un traitement prolongé. Au tableau ci-dessous figurent les réactions indésirables signalées le plus fréquemment ainsi que les anomalies de laboratoire observées le plus souvent chez les patients sous placebo ou Rebif® (interféron bêta-1a) durant l'étude contrôlée contre placebo sur la sclérose en plaques rémittente (traitement de 2 ans comptant 560 patients). Les fréquences représentent les patients qui ont fait état de la réaction au moins une fois au cours de l'étude, comme pourcentage du nombre total de patients, par volet d'étude.

	Placebo	Rebif® 66 µg / sem	Rebif® 132 µg / sem
<b>EFFETS INDÉSIRABLES</b>			
Réactions au point d'injection (boîtes)	39,5	69,9	92,4
Infections des voies respiratoires hautes	85,6	75,1	74,5
Céphalée	68,6	64,6	70,1
Syndrome pseudo-grippal	51,3	56,1	56,7
Fatigue	39,8	38,8	41,3
Dépression	27,8	20,6	23,9
Fièvre	19,5	24,9	27,7
Mai de dos	21,4	19,6	23,4
Myalgie	19,8	24,9	25,0
Nausée	23,0	24,9	24,5
Insomnie	21,4	19,6	23,4
Diarrhée	18,7	17,5	19,0
<b>ANOMALIES LORS DES ÉPREUVES DE LABORATOIRE</b>			
Lymphocytopénie	11,2	20,1	28,8
Leucopénie	3,7	12,7	22,3
Granulocytopenie	3,7	11,6	15,2
Augmentation des ASAT	3,7	10,1	17,4
Augmentation des ALAT	4,3	19,6	27,2

Les différences observées pour les effets en caractères gras étaient significatives au point de vue statistique, comparativement au placebo.

Les effets indésirables éprouvés durant l'étude sont énumérés ci-dessous d'après les classes de système organique établies l'OMS (TRIMOS ou, en anglais, WHOART). Parmi les réactions au point d'injection, la plus courante prenait la forme d'un érythème peu grave. La majorité des autres réactions au point d'injection étaient également peu graves dans les deux groupes recevant Rebif®. On a fait état de nécrose chez 8 patients traités avec Rebif®, dont deux dans le groupe recevant 66 µg/sem et les six autres, dans le groupe recevant 132 µg/semaine. Tous les patients ont terminé la période prévue de traitement, l'un d'entre eux uniquement ayant requis une réduction temporaire de la dose et un autre, l'interrompue de son traitement pendant 2 semaines. Ceux qui ont requis un traitement ont reçu une antibiothérapie.

**Effets indésirables éprouvés par les patients recrutés dans l'étude sur la sclérose en plaques réalisée en double insu et contrôlée contre placebo.**

Système organique	Terme privilégié	Placebo (n=187)	Rebif® 66 µg/sem (n=189)	Rebif® 132 µg/sem (n=184)
Troubles au point d'injection	Inflammation au point d'injection (a)(b)	15,0%	85,8%	65,8%
	Réaction au point d'injection (a)(b)	13,4%	31,2%	34,8%
	Douleur au point d'injection (b)	14,4%	20,1%	22,8%
Troubles à caractère général touchant l'organisme entier	Symptômes de type grippal	51,3%	56,1%	58,7%
	Fatigue	39,8%	38,8%	41,3%
	Fièvre (a)(b)	14,4%	10,1%	13,0%
	Douleur à la jambe / Frisson (système (b)(c))	18,7%	17,5%	19,0%
Troubles des SN central et périphérique	Céphalée	62,6%	64,6%	70,1%
	Étourdissement	17,8%	14,3%	16,3%
	Paresse	12,8%	12,2%	7,6%
Troubles de l'appareil respiratoire	Rhinite	59,9%	52,4%	50,5%
	Infection des voies resp. hautes	32,6%	36,0%	36,0%
	Pharyngites (b)	30,5%	34,9%	28,3%
	Toux	9,6%	14,8%	19,0%
Troubles du système gastro-intestinal	Nausée	23,0%	24,9%	24,5%
	Diarrhée	18,7%	17,5%	19,0%
	Vomissements	12,3%	12,7%	12,0%
Troubles de l'appareil locomoteur	Mai de dos	19,8%	20,3%	24,5%
	Myalgie	17,1%	15,3%	19,0%
	Douleur squelettique	10,2%	14,6%	9,8%
Troubles de l'appareil psychiatrique	Dépression	27,8%	20,6%	23,9%
	Insomnie	21,4%	19,6%	23,4%
Troubles des yeux	Lymphocytopénie (a)(b)	11,2%	20,1%	28,8%
	Leucocytopénie (a)(b)(c)	3,7%	12,7%	22,3%
Troubles de la peau et des téguments	Granulocytopenie (a)(b)	3,7%	11,6%	15,2%
	Réticulo-endothélial	8,0%	11,1%	12,0%
Troubles du système hépatobiliaire	Augmentation des ASAT (a)(b)	4,3%	19,6%	27,2%
	Augmentation des ALAT (a)(b)	3,7%	10,1%	17,4%
Troubles de l'appareil urinaire	Infection des voies urinaires	18,7%	18,0%	16,8%
	Vision anormale	7,0%	7,4%	13,0%
Termes secondaires	Chute	16,0%	16,9%	15,8%

(a) Différence significative entre les groupes placebo et Rebif® 66 µg/semaine (p<0,05)  
(b) Différence significative entre les groupes placebo et Rebif® 132 µg/semaine (p<0,05)  
(c) Différence significative entre le groupe Rebif® 66 µg/semaine et Rebif® 132 µg/semaine (p<0,05)  
(n) Nombre de patients

En plus des effets indésirables énumérés ci-dessus, les effets ci-dessous ont été signalés moins fréquemment dans l'une ou les deux études sur la sclérose en plaques rémittente. Ces effets sont les suivants: asthénie, rétention aqueuse, anorexie, gastro-entérite, pyramide, affections du paradoxe, abcès dentaire ou extraction, stomatite, glossite, somnolence, otite, irritabilité, confusion, lymphadénopathie, gang pindolil, fracture osseuse, dyspnée, boutons de fièvre, fissure au coin de la bouche, troubles menstruels, cystite, vaginite. Immunogénicité : Tous les patients ont été testés pour la présence d'anticorps à l'IFN-β avant leur inscription à l'étude et aux mois 6, 12, 18 et 24. Les résultats sur la présence d'anticorps neutralisants sont illustrés ci-dessous.

#### Pourcentage de patients ayant des anticorps neutralisants

Placebo	Rebif® 66 µg/sem	Rebif® 132 µg/sem
0 %	24 %	12,5 %

En raison d'inquiétudes quant à l'impact éventuel de la formation d'anticorps neutralisants sur l'efficacité, on a analysé le dénombrement des poussées (résultat primaire) en tenant compte de la présence d'anticorps neutralisants chez les patients. Pendant la durée de l'étude de 2 ans, il n'y a pas eu de tendance vers un taux supérieur de poussées dans les groupes qui avaient des anticorps neutralisants, comparativement aux groupes qui n'avaient pas d'anticorps neutralisants. On n'a pas d'indications précises que la constitution d'anticorps neutralisants sériques ait pu influencer sur l'innocuité ou l'efficacité chez l'un ou l'autre des groupes qui recevaient Rebif®.

#### Condylome acuminé

##### Effets indésirables le plus fréquents chez les patients traités pour le condylome acuminé

Système organique / Terme privilégié	Essai 1 n = 25	Essai 2 n = 52	Essai 3 n = 50	Essai 4 n = 65	
Troubles à caractère général touchant l'organisme entier	Asthénie	24,0 %	3,8 %	36,0 %	15,4 %
	Fièvre	8,0 %	21,2 %	4,0 %	0,0 %
	Syndromes grippal	4,0 %	7,7 %	24,0 %	26,1 %
	Réactions au point d'injection	8,0 %	11,5 %	-	-
	Inflammation au point d'injection	-	5,8 %	-	-
	Diphthérie	28,0 %	42,3 %	20,0 %	36,9 %
	Malaise corporel	-	15,4 %	-	-
	Mai de dos	-	9,8 %	-	10,8 %
	Douleur	-	-	-	9,2 %
	Douleur péhénienne	4,0 %	-	6,0 %	-
Appareil digestif	Frissons	-	28,8 %	-	8,2 %
	Méiose	-	1,9 %	16,0 %	1,5 %
	Douleur au point d'injection	4,0 %	36,5 %	86,0 %	13,8 %
	Inflammation non inflammatoire	-	7,7 %	-	-
Appareil locomoteur	Fatigue	-	28,8 %	-	-
	Nausée	8,0 %	17,3 %	-	1,5 %
	Vomissements	8,0 %	1,9 %	-	3,0 %
Appareil respiratoire	Myalgie	12,0 %	3,8 %	2,0 %	9,2 %
	Endolorissement musculaire	-	26,9 %	-	-
Appareil respiratoire	Douleur musculaire	-	1,9 %	-	-
	Pharyngites	16,0 %	0 %	-	3,0 %

Les autres effets indésirables éprouvés par moins de 5% des patients incluaient les suivants: douleur oculaire, trouble cutané, rhinite, bronchite, toux, diarrhée, douleur abdominale, hypotension orthostatique, palpitation, vasodilatation, trouble rectal, lymphocytose, thrombocytopénie, délire, somnolence, douleur articulaire, raideur articulaire, sensation ébrieuse, paresthésie distale, désorientation, irritabilité, insomnie, léthargie, ecchymose, purpura, sudorification accrue, essoufflement, infection des voies respiratoires hautes, tachycardie, bouffée vasomotrice, douleur urétrale, infection, douleur thoracique, lymphadénopathie, augmentation de l'odeur protéique sanguine, arthralgie, étourdissement, nervosité, tremblement, vision anormale, affection vulvo-vaginale, balanite, affection pénienne, affection testiculaire, urétrite, infection des voies urinaires, vaginite, leucocytopénie vaginale, herpes, prurit, éruption maculopapuleuse, néoplasie cutanée, éruption cutanée. Immunogénicité : On a effectué la détermination de la présence d'anticorps anti-IFN-β humain dans chacune des 4 études. En tout, quatre patients avaient des anticorps anti-interféron bêta lors de l'examen précédant l'inscription et 6 autres patients avaient reçu au moins un résultat positif quant aux anticorps liants toxiques à un certain moment de l'étude. Les anticorps étaient de faible titre et aucun des anticorps ne neutralisait l'activité biologique de l'IFN-β humain.

### SYMPTÔMES ET TRAITEMENT DU SURDOSAGE

Jusqu'à présent, on n'a rapporté aucun cas de surdosage. Cependant, en cas de surdosage, les patients devraient être hospitalisés afin qu'on puisse les garder sous observation et leur administrer le traitement d'appui approprié.

### POSOLOGIE ET ADMINISTRATION

**SCLÉROSE EN PLAQUES RÉMITTENTE :** La posologie recommandée de Rebif® (interféron bêta-1a) est de 22 µg (6 MU) administrés trois fois par semaine par injection sous-cutanée. Cette dose est efficace chez la majorité des patients pour ralentir la progression de la maladie. Les patients atteints d'un niveau plus élevé d'état d'invalidité (cote EDSS de 4,0 ou plus) pourraient avoir besoin d'une dose de 44 µg (12 MU) 3 fois/semaine. Le traitement devrait débiter sous la supervision d'un médecin rompu au traitement de cette maladie. Lorsqu'on amorce initialement le traitement avec Rebif®, il est recommandé de favoriser la constitution de la lachryphaxie, pour ainsi réduire les effets indésirables, en administrant 20 % de la dose totale pendant les 2 premières semaines de traitement, 50 % de la dose totale pendant les semaines 3 et 4, et la dose entière à partir de la cinquième semaine.

Actuellement, on n'a pas encore établi quelle devrait être la durée du traitement. On a démontré l'innocuité et l'efficacité de Rebif® pendant un traitement de 2 ans. Par conséquent, on recommande d'évaluer les patients après 2 ans de traitement avec Rebif®, la décision de poursuivre davantage le traitement devrait être prise en fonction de chaque cas individuel par le médecin traitant.

#### Préparation de la solution : formulation lyophilisée (sclérose en plaques rémittente)

Reconstituer le contenu d'un flacon de Rebif® avec 0,5 mL du diluant stérile inclus (voir le tableau ci-dessous pour le volume de diluant et la concentration résultante). La solution reconstituée doit être administrée immédiatement.

**Tableau de reconstitution**

Concentration	Volume de diluant à ajouter au flacon	Volume disponible approximatif	Concentration nominale/mL
11 µg (3 MU)	0,5 mL	0,5 mL	22 µg (6 MU)
44 µg (12 MU)	0,5 mL	0,5 mL	88 µg (24 MU)

#### Préparation de la solution : formulation liquide

La formulation liquide en seringues préremplies est prête à l'administration. Ces seringues sont graduées afin que le traitement soit plus facile à entreprendre. Les seringues préremplies contiennent 22 µg et 44 µg de Rebif® respectivement. Les seringues préremplies sont prêtes à l'administration par voie sous-cutanée uniquement.

### CONDYLOME ACUMINÉ:

La posologie recommandée est de 3,7 µg (1 MU) par lésion trois fois par semaine pendant 3 semaines. On recommande de l'administrer par voie intralésionnelle ou péri-lésionnelle. Ne pas utiliser les seringues préremplies pour cette indication.

#### Préparation de la solution : formulation lyophilisée (condylome acuminé)

Reconstituer le contenu d'un flacon de Rebif® dans un diluant stérile de façon à obtenir une concentration finale de 3,7 µg par 0,1 mL de solution. La solution reconstituée doit être administrée immédiatement.

**Tableau de reconstitution**

Concentration	Volume de diluant à ajouter au flacon	Volume disponible approximatif	Concentration nominale/mL
11 µg (3 MU)	0,3 mL	0,3 mL	37 µg (10 MU)
44 µg (12 MU)	1,2 mL	1,2 mL	37 µg (10 MU)

### COMPOSITION

**Formulation lyophilisée :** Chaque flacon de 3 mL de poudre stérile lyophilisée contient de l'interféron bêta-1a, de l'albumine (humaine), du mannitol et de l'acétate de sodium, comme indiqué dans le tableau ci-dessous. L'acide acétique et l'hydroxyde de sodium servent à ajuster le pH.

Interféron bêta-1a	Albumine (humaine)	Mannitol	Acétate de sodium
11 µg (3 MU)	9 mg	5 mg	0,2 mg
44 µg (12 MU)	9 mg	5 mg	0,2 mg

Rebif® (interféron bêta-1a) est présenté avec une ampoule de 2 mL de diluant renfermant 2 mL d'eau pour injection contenant 0,9% NaCl. Aucun agent de conservation n'est présent. **Formulation liquide :** La formulation liquide est fournie dans des seringues contenant 0,5 mL de solution. Chaque seringue contient de l'interféron bêta-1a, de l'albumine (humaine), du mannitol et du tampon d'acétate de sodium 0,01M, comme indiqué dans le tableau ci-dessous. La solution ne contient pas de conservateur.

Interféron bêta-1a	Albumine (humaine)	Mannitol	Tampon acétate de sodium 0,01M
22 µg (6 MU)	2 mg	27,3 mg	q.s. à 0,5 mL
44 µg (12 MU)	4 mg	27,3 mg	q.s. à 0,5 mL

### STABILITÉ ET RECOMMANDATIONS CONCERNANT LA CONSERVATION

**Formulation lyophilisée :** Consulter la date de péremption qui figure sur l'étiquette du produit. Conserver Rebif® (interféron bêta-1a) sous forme lyophilisée à une température comprise entre 2 et 8°C.

**Formulation liquide :** Consulter la date de péremption qui figure sur l'étiquette du produit. Conserver Rebif® sous forme liquide en seringues préremplies à une température comprise entre 2 et 8°C. Ne pas congeler.

### SOLUTIONS RECONSTITUÉES

**Formulation lyophilisée :** Rebif® lyophilisé doit être reconstitué avec de l'eau pour injection contenant 0,9% NaCl (présenté dans des ampoules de verre neutre de 2 mL renfermant 2,0 mL). La solution reconstituée doit être administrée immédiatement. Bien qu'on ne le recommande pas, la solution peut être administrée plus tard, le jour même de la reconstitution, si elle est conservée au réfrigérateur (entre 2 et 8°C). Ne pas congeler. La solution reconstituée pourrait prendre une teinte jaune, caractéristique normale du produit.

**Formulation liquide :** La formulation liquide en seringues préremplies est prête à l'administration.

### PRODUITS PARENTÉRAUX

Voir le tableau de reconstitution sous « Préparation de la solution ».

### PRÉSENTATION DES FORMES POSOLOGIQUES

Rebif® (interféron bêta-1a) est offert en deux concentrations (flacons de 11 µg (3 MU) et de 44 µg (12 MU)), sous forme de poudre stérile lyophilisée. Il est accompagné d'un diluant (eau pour injection contenant 0,9% NaCl) en ampoules de 2 mL. Chacune des deux concentrations du produit lyophilisé est présentée en boîtes de 1 flacon de médicament et de 1 ampoule de 2 mL de diluant, 3 flacons de médicament et de 3 ampoules de 2 mL de diluant ainsi qu'en boîtes de 12 flacons de médicament et de 12 ampoules de 2 mL de diluant. Rebif® est également offert sous forme liquide, dans des seringues préremplies prêtes à l'administration. Disponible en deux concentrations : 22 µg (6 MU) (0,5 mL) et 44 µg (12 MU) (0,5 mL). Les seringues préremplies sont conditionnées en formats unitaires et en emballages de 3 seringues et de 12 seringues. Les seringues préremplies ne servent qu'à l'administration sous-cutanée.

La voie d'administration du médicament pour le traitement de la sclérose en plaques rémittente est la voie sous-cutanée. La voie d'administration du médicament dans le cas du condylome acuminé est la voie intralésionnelle ou péri-lésionnelle.

### Référence :

1. Monographie de Rebif, mai 2000. Sero Canada Inc.

Les monographies sont offertes sur demande aux professionnels de la santé.



© Marque déposée de Sero Canada Inc., Oakville, Ontario L6M 2G2.





25mg, 50mg and 100 mg Tablet  
6 mg Subcutaneous injection and Autoinjector  
5 mg and 20 mg Nasal Spray

**THERAPEUTIC CLASSIFICATION**  
Migraine Therapy

**PHARMACOLOGIC CLASSIFICATION**  
5-HT<sub>1</sub> Receptor Agonist

**INDICATIONS AND CLINICAL USES**

IMITREX (sumatriptan succinate/sumatriptan) is indicated for the acute treatment of migraine attacks with or without aura. IMITREX is not for use in the management of hemiplegic, basilar, or ophthalmoplegic migraine (see CONTRAINDICATIONS). Safety and efficacy have not been established for cluster headache which is present in an older, predominantly male population.

**CONTRAINDICATIONS**

IMITREX (sumatriptan succinate/sumatriptan) is contraindicated in patients with history, symptoms, or signs of ischemic cardiac, cerebrovascular, or peripheral vascular syndromes, valvular heart disease or cardiac arrhythmias (especially tachycardias). In addition, patients with other significant underlying cardiovascular diseases (e.g., atherosclerotic disease, congenital heart disease) should not receive IMITREX. Ischemic cardiac syndromes include, but are not limited to, angina pectoris of any type (e.g., stable angina of effort and vasospastic forms of angina such as the Prinzmetal's variant), all forms of myocardial infarction, and silent myocardial ischemia. Cerebrovascular syndromes include, but are not limited to, strokes of any type as well as transient ischemic attacks (TIAs). Peripheral vascular disease includes, but is not limited to, ischemic bowel disease, or Raynaud's syndrome (see WARNINGS).

Because IMITREX may increase blood pressure, it is contraindicated in patients with uncontrolled or severe hypertension. Concurrent administration of MAO inhibitors or use within 2 weeks of discontinuation of MAO inhibitor therapy is contraindicated (see ACTIONS AND CLINICAL PHARMACOLOGY and PRECAUTIONS: DRUG INTERACTIONS).

Ergot-containing drugs have been reported to cause prolonged vasospastic reactions. Because IMITREX may also cause coronary vasospasm and these effects may be additive, the use of IMITREX within 24 hours before or after treatment with other 5-HT<sub>1</sub> receptor agonists, or ergotamine-containing drugs or their derivatives (e.g., dihydroergotamine, methysergide) is contraindicated. IMITREX should not be administered to patients with severe hepatic impairment.

IMITREX is contraindicated in patients with hemiplegic, basilar, or ophthalmoplegic migraine.

IMITREX is contraindicated in patients with hypersensitivity to sumatriptan or any of the ingredients of the formulations. IMITREX injection should not be given intravenously because of its potential to cause coronary vasospasm.

**WARNINGS**

IMITREX (sumatriptan succinate/sumatriptan) should only be used where a clear diagnosis of migraine has been established.

**Risk of Myocardial Ischemia and/or Infarction and Other Adverse Cardiac Events:** IMITREX has been associated with transient chest and/or neck pain and tightness which may resemble angina pectoris. In rare cases, the symptoms have been identified as being the likely result of coronary vasospasm or myocardial ischemia. Rare cases of serious coronary events or arrhythmia have occurred following use of IMITREX. IMITREX should not be given to patients who have documented ischemic or vasospastic coronary artery disease (CAD) (see CONTRAINDICATIONS). It is strongly recommended that IMITREX not be given to patients in whom unrecognized CAD is predicted by the presence of risk factors (e.g., hypertension, hypercholesterolemia, smoking, obesity, diabetes, strong family history of CAD, female who is surgically or physiologically postmenopausal, or male who is over 40 years of age) unless a cardiovascular evaluation provides satisfactory clinical evidence that the patient is reasonably free of coronary artery and ischemic myocardial disease or other significant underlying cardiovascular disease. The sensitivity of cardiac diagnostic procedures to detect cardiovascular disease or predisposition to coronary artery vasospasm is unknown. If, during the cardiovascular evaluation, the patient's medical history or electrocardiographic investigations reveal findings indicative of, or consistent with, coronary artery vasospasm or myocardial ischemia, IMITREX should not be administered (see CONTRAINDICATIONS).

For patients with risk factors predictive of CAD, who are considered to have a satisfactory cardiovascular evaluation, the first dose of IMITREX should be administered in the setting of a physician's office or similar medically staffed and equipped facility. Because cardiac ischemia can occur in the absence of clinical symptoms, consideration should be given to obtaining electrocardiograms in patients with risk factors during the interval immediately following IMITREX administration on the first occasion of use. However, an absence of drug-induced cardiovascular effects on the occasion of the initial dose does not preclude the possibility of such effects occurring with subsequent administrations.

Intermittent long term users of IMITREX who have or acquire risk factors predictive of CAD, as described above, should receive periodic interval cardiovascular evaluations over the course of treatment.

If symptoms consistent with angina occur after the use of IMITREX, ECG evaluation should be carried out to look for ischemic changes.

The systematic approach described above is intended to reduce the likelihood that patients with unrecognized cardiovascular disease will be inadvertently exposed to IMITREX.

**Cardiac Events and Fatalities Associated with 5-HT<sub>1</sub> Agonists:** IMITREX can cause coronary artery vasospasm. Serious adverse cardiac events, including acute myocardial infarction, life threatening disturbances of cardiac rhythm, and death have been reported within a few hours following the administration of 5-HT<sub>1</sub> agonists. Considering the extent of use of 5-HT<sub>1</sub> agonists in patients with migraine, the incidence of these events is extremely low. The fact that some of these events have occurred in patients with no prior cardiac disease history and with documented absence of CAD, and the close proximity of the events to IMITREX use support the conclusion that some of these cases were caused by the drug. In many cases, however, where there has been known underlying coronary artery disease, the relationship is uncertain.

**Premarketing Experience With IMITREX:** Of 6348 patients with migraine

who participated in premarketing controlled and uncontrolled clinical trials of oral IMITREX, two experienced clinical adverse events shortly after receiving oral IMITREX that may have reflected coronary vasospasm. Neither of these adverse events was associated with a serious clinical outcome.

Among the more than 1900 patients with migraine who participated in premarketing controlled clinical trials of subcutaneous IMITREX, there were eight patients who sustained clinical events during or shortly after receiving IMITREX that may have reflected coronary artery vasospasm. Six of these eight patients had ECG changes consistent with transient ischemia, but without accompanying clinical symptoms or signs. Of these eight patients, four had either findings suggestive of CAD or risk factors predictive of CAD prior to study enrollment.

Among approximately 4,000 patients with migraine who participated in premarketing controlled and uncontrolled clinical trials of IMITREX nasal spray, one patient experienced an asymptomatic subendocardial infarction possibly subsequent to a coronary vasospastic event.

**Postmarketing Experience With IMITREX:** Serious cardiovascular events, some resulting in death, have been reported in association with the use of IMITREX Injection or IMITREX Tablets. The uncontrolled nature of postmarketing surveillance, however, makes it impossible to determine definitively the proportion of the reported cases that were actually caused by IMITREX or to reliably assess causation in individual cases. On clinical grounds, the longer the latency between the administration of IMITREX and the onset of the clinical event, the less likely the association is to be causative. Accordingly, interest has focused on events beginning within 1 hour of the administration of IMITREX. Cardiac events that have been observed to have onset within 1 hour of IMITREX administration include: coronary artery vasospasm, transient ischemia, myocardial infarction, ventricular tachycardia and ventricular fibrillation, cardiac arrest, and death.

Some of these events occurred in patients who had no findings of CAD and appear to represent consequences of coronary artery vasospasm. However, among reports from the USA of serious cardiac events occurring within 1 hour of IMITREX administration, almost all of the patients had risk factors predictive of CAD and the presence of significant underlying CAD was established in most cases (see CONTRAINDICATIONS).

**Cerebrovascular Events and Fatalities with 5-HT<sub>1</sub> Agonists:** Cerebral hemorrhage, subarachnoid hemorrhage, stroke, and other cerebrovascular events have been reported in patients treated with oral or subcutaneous IMITREX, and some have resulted in fatalities. The relationship of IMITREX to these events is uncertain. In a number of cases, it appears possible that the cerebrovascular events were primary, IMITREX having been administered in the incorrect belief that the symptoms experienced were a consequence of migraine when they were not. IMITREX should not be administered if the headache being experienced is atypical for the patient. It should also be noted that patients with migraine may be at increased risk of certain cerebrovascular events (e.g., stroke, hemorrhage, TIA). If a patient does not respond to the first dose, the opportunity should be taken to review the diagnosis before a second dose is given.

**Special Cardiovascular Pharmacology Studies:** In subjects (n=10) with suspected coronary artery disease undergoing angiography, a 5-HT<sub>1</sub> agonist at a subcutaneous dose of 1.5mg produced an 8% increase in aortic blood pressure, an 18% increase in pulmonary artery blood pressure, and an 8% increase in systemic vascular resistance. In addition, mild chest pain or tightness was reported by four subjects. Clinically significant increases in blood pressure were experienced by three of the subjects (two of whom also had chest pain/discomfort). Diagnostic angiogram results revealed that 9 subjects had normal coronary arteries and 1 had insignificant coronary artery disease.

In an additional study with this same drug, migraine patients (n=35) free of cardiovascular disease were subjected to assessments of myocardial perfusion by positron emission tomography while receiving a subcutaneous 1.5 mg dose in the absence of a migraine attack. Reduced coronary vasodilatory reserve (~10%), increase in coronary resistance (~20%), and decrease in hyperemic myocardial blood flow (~10%) were noted. The relevance of these findings to the use of the recommended oral doses of this 5-HT<sub>1</sub> agonist is not known. Similar studies have not been done with IMITREX. However, owing to the common pharmacodynamic actions of 5-HT<sub>1</sub> agonists, the possibility of cardiovascular effects of the nature described above should be considered for any agent of this pharmacological class.

**Hypersensitivity:** Rare hypersensitivity (anaphylaxis/anaphylactoid) reactions may occur in patients receiving 5-HT<sub>1</sub> agonists such as IMITREX. Such reactions can be life threatening or fatal. In general, hypersensitivity reactions to drugs are more likely to occur in individuals with a history of sensitivity to multiple allergens (see CONTRAINDICATIONS). Owing to the possibility of cross-reactive hypersensitivity reactions, IMITREX should not be used in patients having a history of hypersensitivity to chemically-related 5-HT<sub>1</sub> receptor agonists. There have been reports of patients with known hypersensitivity to sulfonamides exhibiting an allergic reaction following administration of IMITREX. Reactions ranged from cutaneous hypersensitivity to anaphylaxis.

**Other Vasospasm Related Events:** 5-HT<sub>1</sub> agonists may cause vasospastic reactions other than coronary artery vasospasm. Extensive post-market experience has shown the use of IMITREX to be associated with rare occurrences of peripheral vascular ischemia and colonic ischemia with abdominal pain and bloody diarrhea.

**Increase in Blood Pressure:** Significant elevation in blood pressure, including hypertensive crisis, has been reported on rare occasions in patients with and without a history of hypertension. IMITREX is contraindicated in patients with uncontrolled or severe hypertension (see CONTRAINDICATIONS).

**PRECAUTIONS**

**Cluster Headache:** There is insufficient information on the efficacy and safety of IMITREX (sumatriptan succinate/sumatriptan) in the treatment of cluster headache, which is present in an older, predominantly male population. The need for prolonged use and the demand for repeated medication in this condition renders the dosing information inapplicable for cluster headache.

**Cardiovascular: Discomfort in the chest, neck, throat and jaw (including pain, pressure, heaviness and tightness) has been reported after administration of IMITREX. Because 5-HT<sub>1</sub> agonists may cause coronary artery vasospasm, patients who experience signs or symptoms suggestive of angina following IMITREX should be evaluated for the presence of CAD or a predisposition to variant angina before receiving additional doses, and should be monitored electrocardiographically if dosing is resumed and similar symptoms recur. Similarly, patients who experience other symptoms or signs suggestive of decreased arterial flow, such as ischemic bowel syndrome or Raynaud's syndrome following IMITREX should be evaluated for atherosclerosis or predisposition to vasospasm (see CONTRAINDICATIONS AND WARNINGS).**

**Neurological Conditions:** Care should be taken to exclude other potentially serious neurologic conditions before treating headache in patients not previously diagnosed with migraine headache or who experience a headache that is atypical for them. There have been rare reports where patients received 5-HT<sub>1</sub> agonists for severe headaches that were subsequently shown to have been secondary to an evolving neurologic lesion. For newly diagnosed patients or patients presenting with atypical symptoms, the diagnosis of migraine should be reconsidered if no response is seen after the first dose of IMITREX.

**Seizures:** Caution should be observed if IMITREX is to be used in patients with a history of epilepsy or structural brain lesions which lower the convulsion threshold.

**Psychomotor Impairment:** Patients should be cautioned that drowsiness may occur as a result of treatment with IMITREX. They should be advised not to perform skilled tasks (e.g. driving or operating machinery) if drowsiness

occurs.

**Renal Impairment:** The effects of renal impairment on the efficacy and safety of IMITREX have not been evaluated. Therefore IMITREX is not recommended in this patient population.

**Hepatic Impairment:** The effect of hepatic impairment on the efficacy and safety of IMITREX has not been evaluated. However, the pharmacokinetic profile of sumatriptan in patients with moderate<sup>1</sup> hepatic impairment shows that these patients, following an oral dose of 50 mg, have much higher plasma sumatriptan concentrations than healthy subjects (Table 2). Therefore, an oral dose of 25 mg may be considered in patients with hepatic impairment.

**Table 2: Pharmacokinetic Parameters After Oral Administration of IMITREX 50 mg to Healthy Volunteers and Moderately Hepatically Impaired Patients**

\* Statistically significant  
The pharmacokinetic parameters of 6 mg subcutaneous sumatriptan do not

Parameter	Mean Ratio (hepatic impaired/healthy) n=8	90% CI	p-value
AUC <sub>∞</sub>	181%	130 to 252%	0.609*
C <sub>max</sub>	176%	129 to 240%	0.007*

differ statistically between normal volunteers and moderately hepatically impaired subjects. However, sumatriptan should not be administered to patients with severe hepatic impairment (see CONTRAINDICATIONS).

**Drug Interactions:** Single dose pharmacokinetic drug interaction studies have not shown evidence of interactions with propranolol, flunarizine, pizifenolol or alcohol. Multiple dose interaction studies have not been performed. The pharmacokinetics of sumatriptan nasal spray were unaltered when preceded by a single clinical dose of the nasal decongestant xylometazoline (Otrivin<sup>®</sup>).

**Ergot-Containing Drugs:** Ergot-containing drugs have been reported to cause prolonged vasospastic reactions. Because there is a theoretical basis for these effects being additive, ergot-containing or ergot-type medications (like dihydroergotamine or methysergide) are contraindicated within 24 hours of IMITREX administration (see CONTRAINDICATIONS).

**MAO Inhibitors:** In studies conducted in a limited number of patients, MAO inhibitors reduce sumatriptan clearance, significantly increasing systemic exposure. Therefore, the use of IMITREX in patients receiving MAO inhibitors is contraindicated (see CONTRAINDICATIONS, and ACTIONS AND CLINICAL PHARMACOLOGY).

**Other Serotonergic Drugs:** Rare postmarketing reports describe patients with weakness, hyperreflexia, and incoordination following the combined use of a selective serotonin reuptake inhibitor (SSRI) and 5-HT<sub>1</sub> agonists. If concomitant treatment with IMITREX and an SSRI (e.g., fluoxetine, fluvoxamine, paroxetine, sertraline), tricyclic antidepressant, or other drug with serotonergic activity is clinically warranted, appropriate observation of the patient for acute and long-term adverse events is advised.

**Other 5-HT<sub>1</sub> agonists:** The administration of IMITREX with other 5-HT<sub>1</sub> agonists has not been evaluated in migraine patients. As an increased risk of coronary vasospasm is a theoretical possibility with co-administration of 5-HT<sub>1</sub> agonists, use of these drugs within 24 hours of each other is contraindicated.

**Drug/Laboratory Test Interactions:** IMITREX are not known to interfere with commonly employed clinical laboratory tests.

**Use in Elderly (>65 years):** Experience of the use of IMITREX in patients aged over 65 years is limited. Therefore the use of IMITREX in patients over 65 years is not recommended.

**Use in Children (<18 years):** The safety and efficacy of IMITREX in children has not been established and its use in this age group is not recommended.

**Use in Pregnancy:** Reproduction studies, performed in rats, have not revealed any evidence of impaired fertility, teratogenicity, or post-natal development due to IMITREX. Reproduction studies, performed in rabbits by the oral route, have shown increased incidence of variations in cervico-thoracic blood vessel configuration in the foetuses. These effects were only seen at the highest dose tested, which affected weight gain in the dams, and at which blood levels were in excess of 50 times those seen in humans after therapeutic doses. A direct association with IMITREX treatment is considered unlikely but cannot be excluded. Therefore, the use of IMITREX is not recommended in pregnancy. In a rat fertility study, oral doses of IMITREX resulting in plasma levels approximately 150 times those seen in humans after a 6 mg subcutaneous dose and approximately 200 times those seen in humans after a 100 mg oral dose were associated with a reduction in the success of insemination. This effect did not occur during a subcutaneous study where maximum plasma levels achieved approximately 100 times those in humans by the subcutaneous route and approximately 150 times those in humans by the oral route.

To monitor maternal-fetal outcomes of pregnant women exposed to sumatriptan, a Pregnancy Registry has been established. Physicians are encouraged to register patients by calling 1-800-722-9292, ext 39441.

**Lactation:** Sumatriptan is excreted in human breast milk. Therefore, caution is advised when administering IMITREX to nursing women. Infant exposure can be minimized by avoiding breast feeding for 24 hours after treatment.

**Binding to Melanin Containing Tissues:** In rats treated with a single subcutaneous dose (0.5 mg/kg) or oral dose (2 mg/kg) of radiolabeled sumatriptan, the elimination half life of radioactivity from the eye was 15 and 23 days, respectively, suggesting that sumatriptan and/or its metabolites bind to the melanin of the eye. Because there could be an accumulation in melanin rich tissues over time, this raises the possibility that sumatriptan could cause toxicity in these tissues after extended use. However, no effects on the retina related to treatment with sumatriptan were noted in any of the oral or subcutaneous toxicity studies. Although no systematic monitoring of ophthalmologic function was undertaken in clinical trials, and no specific recommendations for ophthalmologic monitoring are offered, prescribers should be aware of the possibility of long term ophthalmologic effects.

**Laboratory Tests:** No specific laboratory tests are recommended for monitoring patients prior to and/or after treatment with IMITREX.

**ADVERSE REACTIONS**

**Serious cardiac events, including some that have been fatal, have occurred following the use of 5-HT<sub>1</sub> agonists. These events are extremely rare and most have been reported in patients with risk factors predictive of CAD. Events reported have included coronary artery vasospasm, transient myocardial ischemia, myocardial infarction, ventricular tachycardia, and ventricular fibrillation (see CONTRAINDICATIONS, WARNINGS, AND PRECAUTIONS).**

**Experience in Controlled Clinical Trials with IMITREX**

**Typical 5-HT<sub>1</sub> Agonist Adverse Reactions:** As with other 5-HT<sub>1</sub> agonists, IMITREX (sumatriptan succinate/sumatriptan) has been associated with sensations of heaviness, pressure, tightness or pain which may be intense. These may occur in any part of the body including the chest, throat, neck, jaw and upper limb.

**Acute Safety:** In placebo-controlled migraine trials, 7,668 patients received at least one dose of IMITREX (3095 oral, 1432 subcutaneous, 3141 intranasal). The following tables (Tables 3-5) list adverse events occurring in these trials at an incidence of 1% or more in any of the IMITREX dose groups and that occurred at a higher incidence than in the placebo groups.

<sup>1</sup> Assessed by aminopyrine breath test (C<sub>0</sub>-D<sub>0</sub>-D<sub>4</sub> scaling units).

<sup>2</sup> Trademark of Ciba-Geigy Medication

**Table 3: Treatment-Emergent Adverse Events in Oral Placebo-Controlled Clinical Trials Reported by at Least 1% of Patients with Migraine**

	Placebo	IMITREX 25mg	IMITREX 50mg	IMITREX 100mg**
Number of Patients	690	351	723	2021
Number of Migraine Attacks Treated	1187	945	1889	14750
<b>Symptoms of Potentially Cardiac Origin</b>				
• Chest Sensations*	0.6%	2.3%	2.6%	3.2%
• Neck/Throat/Jaw Sensations*	1.4%	2.3%	3.5%	5.2%
• Upper Limb Sensations*	1.2%	1.4%	2.5%	3.6%
• Palpitations	0.6%	0.3%	1.0%	1.1%
<b>Neurological</b>				
• Head/Face Sensations*	1.3%	2.3%	2.5%	4.7%
• Dizziness	2.5%	3.1%	3.3%	6.2%
• Headache	3.3%	4.0%	2.2%	3.3%
• Vertigo	0.6%	1.1%	1.1%	1.0%
• Drowsiness	1.6%	1.1%	1.2%	2.1%
• Tremor	0.4%	0.9%	0.4%	1.1%
<b>Gastrointestinal</b>				
• Nausea	5.8%	2.8%	4.4%	11.0%
• Hyposalivation	1.2%	1.4%	1.1%	1.2%
• Vomiting	2.9%	4.3%	1.1%	4.4%
• Gastrointestinal Discomfort & Pain	1.4%	1.1%	0.8%	2.0%
• Abdominal Discomfort & Pain	0.3%	NR	0.4%	1.2%
• Diarrhea	0.9%	0.3%	0.6%	1.1%
<b>Musculoskeletal</b>				
• Musculoskeletal Pain	0.7%	2.3%	0.4%	1.4%
• Muscle Pain	0.3%	0.9%	0.1%	1.0%
• Muscle Atrophy Weakness & Tiredness	NR	0.6%	0.4%	1.4%
<b>Ear, Nose &amp; Throat</b>				
• Infections	0.6%	0.6%	1.1%	1.4%
• Nasal Signs & Symptoms	0.7%	1.4%	0.8%	1.0%
• Throat & Tonsil Symptoms	0.6%	NR	0.4%	2.3%
<b>Respiratory</b>				
• Viral Infection	0.3%	1.1%	0.1%	1.0%
<b>Non-Site Specific</b>				
• Limb Sensations*	0.4%	1.1%	0.4%	1.5%
• Sensations* (body region unspecified)	4.5%	5.7%	8.0%	9.0%
• Malaise/Fatigue	5.1%	3.7%	2.6%	9.5%
• Sweating	0.4%	0.6%	0.6%	1.6%

\*The term "sensations" encompasses adverse events described as pain & discomfort, pressure, heaviness, constriction, lightness, heat/burning sensation, paresthesia, numbness, tingling, and strange sensations.  
\*\*Includes patients receiving up to 3 doses of 100mg  
NR = Not Reported

**Table 4: Treatment-Emergent Adverse Events in Subcutaneous Placebo-Controlled Clinical Trials Reported by at Least 1% of Patients with Migraine**

	Placebo	IMITREX 6mg
Number of Patients	615	1432
Number of Migraine Attacks Treated	742	2540
<b>Symptoms of Potentially Cardiac Origin</b>		
• Chest Sensations*	1.6%	5.7%
• Neck/Throat/Jaw Sensations*	1.3%	12.0%
• Upper Limb Sensations*	2.0%	6.8%
<b>Neurological</b>		
• Head/Face Sensations*	3.7%	16.6%
• Dizziness	3.7%	7.9%
• Headache	0.7%	3.4%
• Drowsiness	1.8%	2.9%
<b>Gastrointestinal</b>		
• Nausea	5.9%	9.4%
• Hyposalivation	2.8%	3.3%
<b>Musculoskeletal</b>		
• Muscle Atrophy Weakness & Tiredness	NR	1.7%
<b>Ear / Nose and Throat</b>		
• Throat & Tonsil Symptoms	0.3%	1.0%
<b>Respiratory</b>		
• Breathing Disorders	0.8%	1.3%
<b>Non-Site Specific</b>		
• Sensations* (body region unspecified)	15.9%	39.0%
• Injection Site Reactions	10.4%	24.7%
• Limb Sensations*	1.5%	6.0%
• Malaise/Fatigue	2.3%	4.7%
• Sweating	1.1%	1.7%
• Trunk Symptoms*	0.5%	1.4%

\*The term "sensations" encompasses adverse events described as pain & discomfort, pressure, heaviness, constriction, lightness, heat/burning sensation, paresthesia, numbness, tingling, and strange sensations.

**Table 5: Treatment-Emergent Adverse Events in Intranasal Placebo-Controlled Clinical Trials Reported by at Least 1% of Patients with Migraine**

	Placebo	IMITREX 5mg	IMITREX 10mg	IMITREX 20mg**
Number of Patients	741	496	1007	1638
Number of Migraine Attacks Treated	1047	933	1434	2070
<b>Symptoms of Potentially Cardiac Origin</b>				
• Chest Sensations*	0.3%	1.0%	0.7%	0.6%
• Neck/Throat/Jaw Sensations*	1.2%	0.6%	1.6%	2.3%
<b>Neurological</b>				
• Head/Face Sensations*	0.8%	1.4%	2.4%	2.4%
• Dizziness	1.2%	1.6%	1.5%	1.2%
• Headache	0.7%	1.4%	0.9%	0.8%
• Migraine	2.6%	3.2%	2.4%	1.8%
<b>Gastrointestinal</b>				
• Nausea	10.4%	14.3%	9.6%	8.3%
• Vomiting	7.6%	11.1%	9.6%	6.8%
<b>Ear, Nose &amp; Throat</b>				
• Sensitivity to Noise	3.1%	4.4%	2.5%	1.5%
• Nasal Signs & Symptoms	1.3%	3.0%	1.6%	1.8%
• Infections	0.9%	1.8%	1.3%	0.5%
• Upper Respiratory Inflammation	0.5%	1.0%	0.6%	0.7%
• Throat & Tonsil Symptoms	0.8%	0.2%	1.0%	0.7%
<b>Non-Site Specific</b>				
• Sensations* (body region unspecified)	1.8%	2.4%	2.7%	2.4%
• Malaise/Fatigue	1.3%	1.8%	1.3%	0.8%
• Descriptions of odor or taste	1.8%	15.3%	20.2%	20.8%

\*The term "sensations" encompasses adverse events described as pain & discomfort, pressure, heaviness, constriction, lightness, heat/burning sensation, paresthesia, numbness, tingling, and strange sensations.  
\*\*Includes patients receiving up to 3 doses of 20mg  
IMITREX is generally well tolerated. Most of the events were transient in nature and resolved within 45 minutes of subcutaneous administration and within 2 hours of oral or intranasal administration.  
Of the 3630 patients treated with IMITREX Nasal Spray in clinical trials, there was one report of a coronary vasospasm related to IMITREX administration. Minor disturbances of liver function tests have occasionally been observed with sumatriptan treatment. There is no evidence that clinically significant abnormalities occurred more frequently with sumatriptan than with placebo. Patients treated with IMITREX rarely exhibit visual disorders like flickering and diplopia. Additionally cases of nystagmus, scotoma and reduced vision have been observed. Very rarely a transient loss of vision has been reported. However, visual disorders may also occur during a migraine attack itself.

**DOSSAGE AND ADMINISTRATION**

**General:**  
IMITREX (sumatriptan succinate/sumatriptan) is indicated for the acute treatment of migraine headache with or without aura. Sumatriptan should not be used prophylactically. Sumatriptan may be given orally, subcutaneously or as a nasal spray. The safety of treating an average of more than four headaches in a 30 day period has not been established.

In selecting the appropriate formulation for individual patients, consideration should be given to the patient's preference for formulation and the patient's requirement for rapid onset of relief. Significant relief begins about 10-15 minutes following subcutaneous injection, 15 minutes following intranasal administration and 30 minutes following oral administration. In addition to relieving the pain of migraine, sumatriptan (all formulations) has also been shown to be effective in relieving associated symptoms of migraine (nausea, vomiting, photophobia, photophobia). Sumatriptan is equally effective when administered at any stage of a migraine attack. Long term (12-24 months) clinical studies with maximum recommended doses of sumatriptan indicate that there is no evidence of the development of tachyphylaxis, or medication-induced (rebound) headache.

**Tablets:**

The minimal effective single adult dose of IMITREX Tablets is 25mg. The maximum recommended single dose is 100 mg. The optimal dose is a single 50mg tablet. However, depending on individual patient's needs and response to treatment, some patients may require 100mg. Clinical trials have shown that approximately 50 - 75% of patients have headache relief within two hours after oral dosing with 100mg, and that a further 15 - 25% have headache relief by 4 hours. Comparator studies have shown similar efficacy rates with the 50mg and 100mg tablets. There is evidence that doses of 50 and 100mg may provide greater effect than 25mg.

If the migraine headache returns, or if a patient has a partial response to the initial dose, the dose may be repeated after 2 hours. Not more than 200mg should be taken in any 24 hour period.

If a patient does not respond to the first dose of IMITREX Tablets, a second dose should not be taken for the same attack, as it is unlikely to be of clinical benefit. IMITREX may be taken to treat subsequent migraine attacks.

The tablet should be swallowed whole with water, not crushed, chewed or split. **Hepatic Impairment:** In patients with mild or moderate hepatic impairment, plasma sumatriptan concentrations up to two times those seen in healthy subjects have been observed. Therefore, a 25 mg dose (single tablet) may be considered in these patients (see PRECAUTIONS). Sumatriptan should not be administered to patients with severe hepatic impairment (see CONTRAINDICATIONS).

**Injection:**

IMITREX injection should be injected subcutaneously (on the outside of the thigh) using an autoinjector. The recommended adult dose of sumatriptan is a single 6 mg subcutaneous injection.

Clinical trials have shown that approximately 70-72% of patients have headache relief within one hour after a single subcutaneous injection. This

number increases to 82% by 2 hours. If the migraine headache returns, or if a patient has a partial response to the initial dose, the dose may be repeated after 1 hour. Not more than 12mg (two 6mg injections) should be taken in any 24 hour period. If a patient does not respond to the first dose of IMITREX injection, a second dose should not be taken for the same attack, as it is unlikely to be of clinical benefit. IMITREX may be taken for subsequent attacks.

Administration during migraine aura prior to other symptoms occurring may not prevent the development of a headache. Patients should be advised to read the patient instruction leaflet regarding the safe disposal of syringes and needles.

**Nasal Spray:**

The minimal effective single adult dose of sumatriptan nasal spray is 5mg. The maximum recommended single dose is 20mg. If the migraine headache returns, or if a patient has a partial response to the initial dose, the dose may be repeated after 2 hours. Not more than 40mg should be taken in any 24 hour period. If a patient does not respond to the first dose of IMITREX Nasal Spray, a second dose should not be taken for the same attack, as it is unlikely to be of clinical benefit. IMITREX may be taken for subsequent attacks.

Placebo-controlled clinical trials revealed the following incidence of headache relief, defined as a decrease in migraine severity from severe or moderate to mild or no pain, within 2 hours after treatment with intranasal sumatriptan at doses of 5, 10 or 20mg (see Table 6 below).

**TABLE 6. Percentage of patients with headache relief at 2 hours**

Study	Placebo (n)	5 mg (n)	10 mg (n)	20 mg (n)
Study 1*	35% (40)	67% <sup>†</sup> (42)	67% <sup>‡</sup> (39)	78% <sup>‡</sup> (40)
Study 2*	42% (31)	45% (33)	66% <sup>‡</sup> (35)	74% <sup>‡</sup> (39)
Study 3*	25% (63)	49% <sup>‡</sup> (122)	46% <sup>‡</sup> (115)	64% <sup>‡</sup> † (119)
Study 4*	25% (151)	-	44% <sup>‡</sup> (288)	55% <sup>‡</sup> † (292)
Study 5*	32% (198)	44% <sup>‡</sup> (297)	54% <sup>‡</sup> (293)	60% <sup>‡</sup> † (288)
Study 6*	35% (100)	-	54% <sup>‡</sup> (106)	63% <sup>‡</sup> (202)
Study 7*	29% (112)	-	43% (109)	62% <sup>‡</sup> (215)

Headache relief was defined as a decrease in headache severity from severe or moderate to mild or none.  
n= total number of patients who received treatment  
\* comparisons between sumatriptan doses not conducted  
† p<0.05 versus placebo ‡ p<0.05 versus lower sumatriptan doses  
‡ p<0.05 vs 5mg - not evaluated  
As shown in the table above, optimal rates of headache relief were seen with the 20mg dose. Single doses above 20mg should not be used due to limited safety data and lack of increased efficacy relative to the 20mg single dose. Within the range of 5-20 mg, an increase in dose was not associated with any significant increase in the incidence or severity of adverse events other than taste disturbance (See ADVERSE REACTIONS).  
The nasal spray should be administered into one nostril **only**. The device is a ready to use single dose unit and **must not** be primed before administration. Patients should be advised to read the patient instruction leaflet regarding the use of the nasal spray device before administration.

**AVAILABILITY OF DOSAGE FORMS**

IMITREX tablets 100 mg are pink film-coated tablets available in blister packs containing 6 tablets. Four blister packs are placed in a cardboard carton. IMITREX tablets 50 mg are white film-coated tablets available in blister packs containing 6 tablets. Four blister packs are placed in a carton. IMITREX tablets 25 mg are white film-coated tablets available in blister packs containing 6 tablets. Four blister packs are placed in a carton. Each tablet contains 100 mg, 50 mg, or 25 mg sumatriptan (base) as the succinate salt.  
IMITREX injection is available in pre-filled syringes containing 6 mg of sumatriptan base, as the succinate salt, in an isotonic solution (total volume = 0.5 mL). Syringes are placed in a tamper-evident carrying/disposal case. Two pre-filled syringes plus an autoinjector are packed in a patient starter kit. A refill pack is available containing 2 X 2 pre-filled syringes in a carton. IMITREX injection is also available to physicians or hospitals in a single dose vial (total volume = 0.5 mL), containing 6 mg of sumatriptan base, as the succinate salt. There are 5 vials per carton.  
IMITREX Nasal Spray 5 mg and 20 mg are each supplied in boxes of 6 nasal spray devices (3 X 2 devices). Each unit dose spray supplies 5 and 20 mg, respectively, of sumatriptan (base) as the hemisulphate salt.

**Product Monograph available to physicians and pharmacists upon request.**

Please contact Glaxo Wellcome Inc., 7333 Mississauga Road N, Mississauga, Ontario, L5N 6L4.

Imitrex® (sumatriptan succinate/sumatriptan nasal spray) is a registered trademark of Glaxo Group Limited, Glaxo Wellcome Inc. licensed use. The appearance, namely colour, shape and size of the IMITREX™ Nasal Spray device is a trademark of Glaxo Group Limited, Glaxo Wellcome Inc., licensed use.

**References:**

- Worldwide estimates, April 2000. Data on file, Glaxo-Wellcome Inc.
- Product Monograph of IMITREX™ (sumatriptan succinate/sumatriptan); Glaxo Wellcome Inc. March 1999.
- Tansley MJB, Piggrim J, Martin PM. Long term experience with sumatriptan in the treatment of migraine. Eur Neurol 1993; 33: 310-315.



GlaxoSmithKline Inc.  
7333 Mississauga Road, Mississauga, Ontario L5N 6L4





# Pr Topamax

topiramate  
25, 100 and 200 mg Tablets and  
15 and 25 mg Sprinkle Capsules  
Antiepileptic

## INDICATIONS AND CLINICAL USE

TOPAMAX (topiramate) is indicated as adjunctive therapy for the management of patients (adults and children two years and older) with epilepsy who are not satisfactorily controlled with conventional therapy. There is limited information on the use of topiramate in monotherapy at this time.

## CONTRAINDICATIONS

TOPAMAX (topiramate) is contraindicated in patients with a history of hypersensitivity to any components of this product.

## WARNINGS

Antiepileptic drugs, including TOPAMAX (topiramate), should be withdrawn gradually to minimize the potential of increased seizure frequency. In adult clinical trials, dosages were decreased by 100 mg/day at weekly intervals.

**Central Nervous System Effects** Adverse events most often associated with the use of TOPAMAX were central nervous system-related. In adults, the most significant of these can be classified into two general categories: i) psychomotor slowing; difficulty with concentration and speech or language problems, in particular, word-finding difficulties and ii) somnolence or fatigue. Additional nonspecific CNS effects occasionally observed with topiramate as add-on therapy include dizziness or imbalance, confusion, memory problems, and exacerbation of mood disturbances (e.g. irritability and depression).

These events were generally mild to moderate, and generally occurred early in therapy. While the incidence of psychomotor slowing does not appear to be dose related, both language problems and difficulty with concentration or attention increased in frequency with increasing dosage in the six double-blind trials, suggesting that these events are dose related. (See **ADVERSE REACTIONS**.)

**Acute Myopia and Secondary Angle Closure Glaucoma** A syndrome consisting of acute myopia associated with secondary angle closure glaucoma has been reported in patients receiving TOPAMAX. Symptoms include acute onset of decreased visual acuity and/or ocular pain. Ophthalmologic findings can include myopia, anterior chamber shallowing, ocular hyperemia (redness) and increased intraocular pressure. Hydrisis may or may not be present. This syndrome may be associated with suprachoroidal effusion resulting in anterior displacement of the lens and iris, with secondary angle closure glaucoma. Symptoms typically occur within a few days to 1 month of initiating TOPAMAX therapy. In contrast to primary narrow angle glaucoma, which is rare under 40 years of age, secondary angle closure glaucoma associated with topiramate has been reported in pediatric patients as well as adults. The primary treatment to reverse symptoms is discontinuation of TOPAMAX as rapidly as possible, according to the judgement of the treating physician. Other measures, in conjunction with discontinuation of TOPAMAX may be helpful (see **PRECAUTIONS** and **Post-Marketing Adverse Reactions**).

In all cases of acute visual blurring and/or painful/red eye(s), immediate consultation with an ophthalmologist is recommended.

Elevated intraocular pressure of any etiology, if left untreated, can lead to serious sequelae including permanent vision loss.

## PRECAUTIONS

**Effects Related to Carbonic Anhydrase Inhibition Kidney Stones** A total of 32/1,715 (1.5%) of patients exposed to TOPAMAX (topiramate) during its development reported the occurrence of kidney stones, an incidence about 10 times that expected in a similar, untreated population (M/F ratio: 27/1,092 male; 5/623 female). In the general population, risk factors for kidney stone formation include gender (male), ages between 20-50 years, prior stone formation, family history of nephrolithiasis, and hypercalcaemia. Based on logistic regression analysis of the clinical trial data, no correlation between mean topiramate dosage, duration of topiramate therapy, or age and the occurrence of kidney stones was established; of the risk factors evaluated, only gender (male) showed a correlation with the occurrence of kidney stones. In the pediatric patients studied, there were no kidney stones observed.

Carbonic anhydrase inhibitors, e.g. acetazolamide, promote stone formation by reducing urinary citrate excretion and by increasing urinary pH. Concomitant use of TOPAMAX, a weak carbonic anhydrase inhibitor, with other carbonic anhydrase inhibitors may create a physiological environment that increases the risk of kidney stone formation, and should therefore be avoided.

Patients, especially those with a predisposition to nephrolithiasis, may have an increased risk of renal stone formation. Increased fluid intake increases the urinary output, lowering the concentration of substances involved in stone formation. Therefore, adequate hydration is recommended to reduce this risk. None of the risk factors for nephrolithiasis can reliably predict stone formation during TOPAMAX treatment.

**Paresthesia** Paresthesia, an effect associated with the use of other carbonic anhydrase inhibitors, appears to be a common effect of TOPAMAX therapy. These events were usually intermittent and mild, and not necessarily related to the dosage of topiramate.

**Nutritional Supplementation** A dietary supplement or increased food intake may be considered if the patient is losing weight while on this medication.

**Weight Loss in Pediatrics** Topiramate administration is associated with weight loss in some children that generally occurs early in therapy. Of those pediatric subjects treated in clinical trials for at least a year who experienced weight loss, 96% showed a resumption of weight gain within the period tested. In 2-4 year olds, the mean change in weight from baseline at 12 months (n=25) was +0.7 kg (range -1.1 to 3.2); at 24 months (n=14), the mean change was +2.2 (range -1.1 to 6.1). In 5-10 year olds, the mean change in weight from baseline at 12 months (n=88) was +0.7 kg (range -6.7 to 11.8); at 24 months (n=67), the mean change was +3.3 (range -8.6 to 20.0). Weight decreases, usually associated with anorexia or appetite changes, were reported as adverse events for 9% of topiramate-treated pediatric patients. The long term effects of reduced weight gain in pediatric patients is not known.

**Adjustment of Dose in Renal Failure** The major route of elimination of unchanged topiramate and its metabolites is via the kidney. Renal elimination is dependent on renal function and is independent of age. Patients with impaired renal function ( $Cl_{CR} < 70 \text{ mL/min/1.73m}^2$ ) or with end-stage renal disease receiving hemodialysis treatments may take 10 to 15 days to reach steady-state plasma concentrations as compared to 4 to 8 days in patients with normal renal function. As with all patients, the titration schedule should be guided by clinical outcome (i.e. seizure control, avoidance of side effects) with the knowledge that patients with known renal impairment may require a longer time to reach steady-state at each dose. (See **DOSE AND ADMINISTRATION**.)

**Decreased Hepatic Function** In hepatically impaired patients, topiramate should be administered with caution as the clearance of topiramate was decreased compared with normal subjects.

**Information for Patients Adequate Hydration** Patients, especially those with predisposing factors, should be instructed to maintain an adequate fluid intake in order to minimize the risk of renal stone formation.

**Effects on Ability to Drive and Use Machines** Patients should be warned about the potential for somnolence, dizziness, confusion, and difficulty concentrating and advised not to drive or operate machinery until they have gained sufficient experience on topiramate to gauge whether it adversely affects their mental and/or motor performance.

**Acute Myopia and Secondary Angle Closure Glaucoma** Patients taking TOPAMAX should be told to immediately contact their doctor and/or go to the Emergency Room if they/their child experience(s) sudden worsening of vision, blurred vision or painful/red eye(s).

## Drug Interactions Antiepileptic Drugs

**Effects of TOPAMAX on Other Antiepileptic Drugs** Potential interactions between topiramate and standard AEDs were measured in controlled clinical pharmacokinetic studies in patients with epilepsy. The addition of TOPAMAX to other antiepileptic drugs (phenytoin, carbamazepine, valproic acid, phenobarbital, primidone) has no effect on their steady-state plasma concentrations, except in the occasional patient, where the addition of TOPAMAX to phenytoin may result in an increase of plasma concentrations of phenytoin.

The effect of topiramate on steady-state pharmacokinetics of phenytoin may be related to the frequency of phenytoin dosing. A slight increase in steady-state phenytoin plasma concentrations was observed, primarily in patients receiving phenytoin in two divided doses. The slight increase may be due to the saturable nature of phenytoin pharmacokinetics and inhibition of phenytoin metabolism (CYP2C<sub>9</sub>).

The addition of TOPAMAX therapy to phenytoin should be guided by clinical outcome. In general, as evidenced in clinical trials, patients do not require dose adjustments. However, any patient on phenytoin showing clinical signs or symptoms of toxicity should have phenytoin levels monitored.

**Effects of Other Antiepileptic Drugs on TOPAMAX** Phenytoin and carbamazepine decrease the plasma concentration of TOPAMAX. The addition or withdrawal of phenytoin and/or carbamazepine during adjunctive therapy with TOPAMAX may require adjustment of the dose of TOPAMAX. This should be done by titrating to clinical effect. The addition or withdrawal of valproic acid does not produce clinically significant changes in plasma concentrations of TOPAMAX, and therefore, does not warrant dosage adjustment of TOPAMAX.

The effect of these interactions on plasma concentrations are summarized in Table 1:

Table 1  
Drug Interactions with TOPAMAX Therapy

AED Co-administered	AED Concentration	TOPAMAX Concentration
Phenytoin	↔**	↓59%
Carbamazepine (CBZ)	↔	↓40%
CBZ epoxide*	↔	NS
Valproic acid	↔	↓14%
Phenobarbital	↔	NS
Primidone	↔	NS

\* Is not administered but is an active metabolite of carbamazepine  
↔ No effect on plasma concentration (< 15% change)  
\*\* Plasma concentrations increased 25% in some patients, generally those on a b.i.d. dosing regimen of phenytoin  
↓ Plasma concentrations decrease in individual patients  
NS Not studied  
AED Antiepileptic drug

**Other Drug Interactions: Digoxin** In a single-dose study, serum digoxin AUC decreased 12% due to concomitant TOPAMAX administration. Multiple-dose studies have not been performed. When TOPAMAX is added or withdrawn in patients on digoxin therapy, careful attention should be given to the routine monitoring of serum digoxin.

**CNS Depressants** Concomitant administration of TOPAMAX topiramate and alcohol or other CNS depressant drugs has not been evaluated in clinical studies. It is recommended that TOPAMAX topiramate not be used concomitantly with alcohol or other CNS depressant drugs.

**Oral Contraceptives** In a pharmacokinetic interaction study with oral contraceptives using a combination product containing norethindrone plus ethinyl estradiol, TOPAMAX topiramate did not significantly affect the oral clearance of norethindrone. The serum levels of the estrogenic component decreased by 16%, 21%, and 30% at daily doses of 200, 400 and 800 mg, respectively. Consequently, the efficacy of low-dose (e.g. 20 µg) oral contraceptives may be reduced in this situation. Patients taking oral contraceptives should receive a preparation containing not less than 50 µg of estrogen. Patients taking oral contraceptives should be asked to report any change in their bleeding patterns.

**Others** Concomitant use of TOPAMAX topiramate, a weak carbonic anhydrase inhibitor, with other carbonic anhydrase inhibitors, e.g. acetazolamide, may create a physiological environment that increases the risk of renal stone formation, and should therefore be avoided if possible.

**Laboratory Tests** There are no known interactions of TOPAMAX topiramate with commonly used laboratory tests.

**Use in Pregnancy and Lactation** Like other antiepileptic drugs, topiramate was teratogenic in mice, rats, and rabbits. In rats, topiramate crosses the placental barrier.

There are no studies using TOPAMAX topiramate in pregnant women. However, TOPAMAX therapy should be used during pregnancy only if the potential benefit outweighs the potential risk to the fetus.

Topiramate is excreted in the milk of lactating rats. It is not known if topiramate is excreted in human milk. Since many drugs are excreted in human milk, and because the potential for serious adverse reactions in nursing infants to TOPAMAX topiramate exists, the prescriber should decide whether to discontinue nursing or discontinue the drug, taking into account the risk/benefit ratio of the importance of the drug to the mother and the risks to the infant.

In post-marketing experience, cases of hypospadias have been reported in male infants exposed in-utero to topiramate, with or without other anticonvulsants, however, a causal relationship with topiramate has not been established.

The effect of TOPAMAX topiramate on labour and delivery in humans is unknown.

**Pediatric Use** Safety and effectiveness in children under 2 years of age have not been established.

**Geriatric Use** There is limited information in patients over 65 years of age. The possibility of age-associated renal function abnormalities should be considered when using TOPAMAX topiramate.

**Race and Gender Effects** Although direct comparison studies of pharmacokinetics have not been conducted, analysis of plasma concentration data from clinical efficacy trials have shown that race and gender appear to have no effect on the plasma clearance of topiramate. In addition, based on pooled analyses, race and gender appear to have no effect on the efficacy of topiramate.

## ADVERSE REACTIONS

**Adults** The most commonly observed adverse events associated with the adjunctive use of TOPAMAX topiramate at dosages of 200 to 400 mg/day in controlled trials in adults that were seen at greater frequency in topiramate-treated patients and did not appear to be dose related within this dosage range were: somnolence, dizziness, ataxia, speech disorders and related speech problems, psychomotor slowing, nystagmus, and paresthesia (see Table 2). The most common dose-related adverse events at dosages of 200 to 1,000 mg/day were: nervousness, difficulty with concentration or attention, confusion, depression, anorexia, language problems, and mood problems (see Table 3).

Table 2  
Incidence of Treatment-Emergent Adverse Events in Placebo-Controlled, Add-On Trials in ADULTS<sup>a,b</sup>  
(Events that occurred in ≥ 2% of topiramate-treated patients and occurred more frequently in topiramate-treated than placebo-treated patients)

Body System/ Adverse Event	TOPAMAX Dosage (mg/day)		
	Placebo (n=216)	200-400 (n=113)	600-1,000 (n=414)
<b>Body as a Whole</b>			
Asthenia	1.4	8.0	3.1
Back Pain	4.2	6.2	2.9
Chest Pain	2.8	4.4	2.4
Influenza-Like Symptoms	3.2	3.5	3.6
Leg Pain	2.3	3.5	3.6
Hot Flashes	1.9	2.7	0.7
<b>Nervous System</b>			
Dizziness	15.3	28.3	32.1
Ataxia	6.9	21.2	14.5
Speech Disorders/Related Speech Problems	2.3	16.8	11.4
Nystagmus	9.3	15.0	11.1
Paresthesia	4.6	15.0	19.1
Tremor	6.0	10.6	8.9
Language Problems	0.5	6.2	10.4
Coordination Abnormal	1.9	5.3	3.6
Hypoesthesia	0.9	2.7	1.2
Abnormal Gait	1.4	1.8	2.2
<b>Gastrointestinal System</b>			
Nausea	7.4	11.5	12.1
Dyspepsia	6.5	6.3	6.3
Abdominal Pain	3.7	5.0	7.0
Constipation	2.3	5.3	3.4
Dry Mouth	0.9	2.7	3.9
<b>Metabolic and Nutritional</b>			
Weight Decrease	2.8	7.1	12.8
<b>Neuropsychiatric</b>			
Somnolence	9.7	30.1	27.8
Psychomotor Slowing	2.3	16.8	20.8
Nervousness	7.4	15.9	19.3
Difficulty with Memory	3.2	12.4	14.5
Confusion	4.2	9.7	13.8
Depression	5.6	8.0	13.0
Difficulty with Concentration/Attention	1.4	8.0	14.5
Anorexia	3.7	5.3	12.3
Agitation	1.4	4.4	3.4
Mood Problems	1.9	3.5	9.2
Aggressive Reaction	0.5	2.7	2.9
Apathy	0	1.8	3.1
Depersonalization	0.9	1.8	2.2
Emotional Lability	0.9	1.8	2.7
<b>Reproductive, Female</b>			
Breast Pain, Female	1.7	8.3	0
Dysmenorrhea	6.8	8.3	3.1
Menstrual Disorder	0	4.2	0.8
<b>Reproductive, Male</b>			
Prostatic Disorder	0.6	2.2	0
<b>Respiratory System</b>			
Pharyngitis	2.3	7.1	3.1
Rhinitis	6.9	7.1	6.3
Sinusitis	4.2	4.4	5.6
Dyspnea	0.9	1.8	2.4
<b>Skin and Appendages</b>			
Pruritus	1.4	1.8	3.1
<b>Vision</b>			
Diplopia	5.6	14.2	10.4
Vision Abnormal	2.8	14.2	10.1
<b>White Cell and RES</b>			
Leukopenia	0.5	2.7	1.2

<sup>a</sup> Patients in these add-on trials were receiving 1 to 2 concomitant antiepileptic drugs in addition to TOPAMAX topiramate or placebo.

<sup>b</sup> Values represent the percentage of patients reporting a given adverse event. Patients may have reported more than one adverse event during the study and can be included in more than one adverse event category.

Table 3

Incidence (%) of Dose-Related Adverse Events From Placebo-Controlled, Add-On Trials in ADULTS

Adverse Event	Placebo (n=216)	TOPAMAX Dosage (mg/day)		
		200 (n=45)	400 (n=68)	600–1,000 (n=414)
Fatigue	13.4	11.1	11.8	29.7
Nervousness	7.4	13.3	17.6	19.3
Difficulty with Concentration/Attention	1.4	6.7	8.8	14.5
Confusion	4.2	8.9	10.3	13.8
Depression	5.6	8.9	7.4	13.0
Anorexia	3.7	4.4	5.9	12.3
Language problems	0.5	2.2	8.8	10.1
Anxiety	6.0	2.2	2.9	10.4
Mood problems	1.9	0.0	5.9	9.2

In six double-blind clinical trials, 10.6% of subjects (n=113) assigned to a topiramate dosage of 200 to 400 mg/day in addition to their standard AED therapy discontinued due to adverse events, compared to 5.8% of subjects (n=67) receiving placebo. The percentage of subjects discontinuing due to adverse events appeared to increase at dosages above 400 mg/day. Overall, approximately 17% of all subjects (n=527) who received topiramate in the double-blind trials discontinued due to adverse events, compared to 4% of the subjects (n=216) receiving placebo.

**Pediatric:** Adverse events associated with the use of topiramate at dosages of 5 to 9 mg/kg/day in worldwide pediatric clinical trials that were seen at greater frequency in topiramate-treated patients were: fatigue, somnolence, anorexia, nervousness, difficulty with concentration/attention, difficulty with memory, aggressive reaction, and weight decrease.

Table 4 lists treatment-emergent adverse events that occurred in at least 2% of children treated with 5 to 9 mg/kg/day topiramate in controlled trials that were numerically more common than in patients treated with placebo.

Table 4

Incidence (%) of Treatment-Emergent Adverse Events in Worldwide Pediatric Clinical Trials Experience (2-16 years of Age)<sup>a,b</sup>

(Events that Occurred in ≥2% of Topiramate-Treated Patients and Occurred More Frequently in Topiramate-Treated Than Placebo-Treated Patients)

Body System/ Adverse Event	Placebo (N=101)	Topiramate (N=98)
<b>Body as a Whole - General Disorders</b>		
Fatigue	5	16.3
Injury	12.9	14.3
Allergic Reaction	1	2
<b>Central &amp; Peripheral Nervous System Disorders</b>		
Gait Abnormal	5	8.2
Ataxia	2	6.1
Hyperkinesia	4	5.1
Dizziness	2	4.1
Speech Disorders/Related Speech Problems	2	4.1
Convulsions Aggravated	3	3.1
Hyporeflexia	0	2
<b>Gastrointestinal System Disorders</b>		
Nausea	5	6.1
Saliva Increased	4	6.1
Constipation	4	5.1
Gastroenteritis	2	3.1
<b>Metabolic and Nutritional Disorders</b>		
Weight Decrease	1	9.2
Thirst	1	2
<b>Platelet, Bleeding, &amp; Clotting Disorders</b>		
Purpura	4	8.2
Epistaxis	1	4.1
<b>Nervous Disorders</b>		
Somnolence	15.8	25.5
Anorexia	14.9	24.5
Nervousness	6.9	14.3
Personality Disorder (Behavior Problems)	8.9	11.2
Difficulty with Concentration/Attention	2	10.2
Aggressive Reaction	4	9.2
Insomnia	6.9	8.2
Mood Problems	6.9	7.1
Difficulty with Memory NOS <sup>c</sup>	0	5.1
Emotional Lability	5	5.1
Confusion	3	4.1
Psychomotor Slowing	2	3.1
<b>Reproductive Disorders, Female</b>		
Leukorrhea	0.0	2.3
<b>Resistance Mechanism Disorders</b>		
Infection Viral	3.0	7.1
Infection	3.0	3.1
<b>Respiratory System Disorders</b>		
Upper Respiratory Tract Infection	36.6	36.7
Pneumonia	1.0	5.1
<b>Skin and Appendages Disorders</b>		
Skin Disorder	2.0	3.1
Alopecia	1.0	2.0
Dermatitis	0.0	2.0
Hypertrichosis	1.0	2.0
Rash Erythematous	0.0	2.0
<b>Urinary System Disorders</b>		
Urinary Incontinence	2.0	4.1
<b>Vision Disorders</b>		
Eye Abnormality	1.0	2.0
Vision Abnormal	1.0	2.0
<b>White Cell and RES Disorders</b>		
Leukopenia	0.0	2.0

<sup>a</sup> Patients in these add-on trials were receiving 1 to 2 concomitant antiepileptic drugs in addition to TOPAMAX topiramate or placebo.

<sup>b</sup> Values represent the percentage of patients reporting a given adverse event. Patients may have reported more than one adverse event during the study and can be included in more than one adverse event category.

<sup>c</sup> Not Otherwise Specified

None of the pediatric patients who received topiramate adjunctive therapy at 5 to 9 mg/kg/day in controlled clinical trials discontinued due to adverse events. In open extensions of the controlled clinical trials, approximately 9% of the 303 pediatric patients who received topiramate at dosages up to 30 mg/kg/day discontinued due to adverse events. Adverse events associated with discontinuing therapy included aggravated convulsions (2.3%), language problems (1.3%), and difficulty with concentration/attention (1.3%).

In adult and pediatric patients, nephrolithiasis was reported rarely. Isolated cases of thromboembolic events have also been reported; a causal association with the drug has not been established.

When the safety experience of patients receiving TOPAMAX topiramate as adjunctive therapy in both double-blind and open-label trials (1,446 adults and 303 children) was analyzed, a similar pattern of adverse events emerged.

**Post-Marketing Adverse Reactions** The most frequently reported adverse events in spontaneous post-marketing reports on topiramate include:

**Psychiatric:** somnolence or sedation, hallucination(s), depression, anorexia, aggressive reaction, psychosis, thinking abnormal, paranoid reaction, insomnia, emotional lability, suicide attempt, delusion

**Central and Peripheral Nervous System:** confusion, convulsions aggravated, paresthesia, agitation, speech disorder, ataxia, dizziness, convulsions, amnesia, headache, hyperkinesia

**Metabolic and Nutritional:** weight decrease

**Autonomic Nervous System:** vomiting

**Vision:** vision abnormal (includes vision decreased, vision blurred, visual disturbance, visual impairment, amblyopia); rarely reported: diplopia, glaucoma, myopia, eye pain.

**Gastrointestinal:** nausea, diarrhea, abdominal pain, constipation

**Body as a Whole - General Disorders:** fatigue

**Urinary System:** renal calculus

**Skin and Appendages:** rash

### SYMPTOMS AND TREATMENT OF OVERDOSAGE

In acute TOPAMAX topiramate overdose, if the ingestion is recent, the stomach should be emptied immediately by lavage or by induction of emesis. Activated charcoal has not been shown to adsorb topiramate *in vitro*. Therefore, its use in overdose is not recommended. Treatment should be appropriately supportive.

Hemodialysis is an effective means of removing topiramate from the body. However, in the few cases of acute overdose reported, including doses of over 20 g in one individual, hemodialysis has not been necessary.

### DOSEAGE AND ADMINISTRATION

**General:** TOPAMAX Tablets or Sprinkle Capsules can be taken without regard to meals. Tablets should not be broken. TOPAMAX Sprinkle Capsules may be swallowed whole or may be administered by carefully opening the capsule and sprinkling the entire contents on a small amount (teaspoon) of soft food. This drug/food mixture should be swallowed immediately and not chewed. It should not be stored for future use. The sprinkle formulation is provided for those patients who cannot swallow tablets, e.g. pediatric and the elderly.

**Adults (Age 17 years and older):** It is recommended that TOPAMAX topiramate as adjunctive therapy be initiated at 50 mg/day, followed by titration as needed and tolerated to an effective dose. At weekly intervals, the dose may be increased by 50 mg/day and taken in two divided doses. Some patients may benefit from lower initial doses, e.g. 25 mg and/or a slower titration schedule. Some patients may achieve efficacy with once-a-day dosing.

The recommended total daily maintenance dose is 200 mg/400 mg/day in two divided doses. Doses above 400 mg/day have not been shown to improve responses and have been associated with a greater incidence of adverse events. The maximum recommended dose is 800 mg/day. Daily doses above 1,600 mg have not been studied.

**Children (Ages 2-16 years):** It is recommended that TOPAMAX topiramate as adjunctive therapy be initiated at 25 mg (or less, based on a range of 1 to 3 mg/kg/day) nightly for the first week followed by titration as needed and tolerated to an effective dose. The dosage should then be increased at 1- or 2-week intervals by increments of 1 to 3 mg/kg/day (administered in two divided doses). Some patients may benefit from lower initial doses and/or a slower titration schedule.

The recommended total daily maintenance dose is approximately 5 to 9 mg/kg/day in two divided doses. Daily doses up to 30 mg/kg/day have been studied and were generally well tolerated.

**Geriatrics:** See PRECAUTIONS section.

**Patients with Renal Impairment:** In renally impaired subjects (creatinine clearance less than 70 mL/min/1.73m<sup>2</sup>), one-half of the usual adult dose is recommended. Such patients will require a longer time to reach steady-state at each dose.

**Patients Undergoing Hemodialysis:** Topiramate is cleared by hemodialysis at a rate that is 4 to 6 times greater than a normal individual. Accordingly, a prolonged period of dialysis may cause topiramate concentration to fall below that required to maintain an antiseizure effect. To avoid rapid drops in topiramate plasma concentration during hemodialysis a supplemental dose of topiramate may be required. The actual adjustment should take into account 1) the duration of dialysis, 2) the clearance rate of the dialysis system being used, and 3) the effective renal clearance of topiramate in the patient being dialyzed.

**Patients with Hepatic Disease:** In hepatically impaired patients, topiramate plasma concentrations are increased approximately 30%. This moderate increase is not considered to warrant adjustment of the topiramate dosing regimen. Initiate topiramate therapy with the same dose and regimen as for patients with normal hepatic function. The dose titration in these patients should be guided by clinical outcome, i.e. seizure control, and avoidance of adverse effects. Such patients will require a longer time to reach steady-state at each dose.

### AVAILABILITY OF DOSAGE FORMS

TOPAMAX topiramate is available as embossed tablets in the following strengths as described below:

25 mg: white, round, coated tablets containing 25 mg topiramate.

100 mg: yellow, round, coated tablets containing 100 mg topiramate.

200 mg: salmon-coloured, round, coated tablets containing 200 mg topiramate.

TOPAMAX topiramate Sprinkle Capsules contain small white to off-white spheres. The gelatin capsules are white and clear. They are marked as follows:

15 mg: "TOP" and "15 mg" on the side.

25 mg: "TOP" and "25 mg" on the side.

Supplied: Bottles of 60 tablets with desiccant.

Bottles of 60 capsules without desiccant.

TOPAMAX is a Schedule F Drug.

Product Monograph available to physicians and pharmacists upon request.



JANSSEN-ORTHO Inc.

Janssen-Ortho Inc., Toronto, Ontario M3C 1L9

Date of Issuance: September 2001  
TXP011026A

© 2001 JANSSEN-ORTHO Inc.  
\* All trademark rights used under license

Member





## Rethinking Parkinson's.

ropinirole (as ropinirole hydrochloride)

Tablets: 0.25 mg, 1.0 mg, 2.0 mg, 5.0 mg

### THERAPEUTIC CLASSIFICATION

Anti-Parkinsonian Agent / Dopamine Agonist

### INDICATIONS AND CLINICAL USE

REQUIP (ropinirole hydrochloride) is indicated in the treatment of the signs and symptoms of idiopathic Parkinson's disease. REQUIP can be used both as early therapy, without concomitant levodopa and as an adjunct to levodopa.

### CONTRAINDICATIONS

REQUIP (ropinirole hydrochloride) is contraindicated in patients with a known hypersensitivity to ropinirole hydrochloride or the excipients of the drug product.

### WARNINGS

**Orthostatic Symptoms** – Dopamine agonists appear to impair the systemic regulation of blood pressure with resulting orthostatic symptoms of dizziness or lightheadedness, with or without documented hypotension. These symptoms appear to occur especially during dose escalation. Therefore, patients treated with dopamine agonists should be carefully monitored for signs and symptoms of orthostatic hypotension, especially during dose escalation and should be informed of this risk.

**Hallucinations** – In controlled trials, REQUIP (ropinirole hydrochloride) caused hallucination in 5.1% of patients during early therapy (1.4% in the placebo group) and in 10.1% of patients receiving REQUIP and levodopa (4.2% receiving placebo and levodopa). Hallucination was of sufficient severity that it led to discontinuation in 1.3% and 1.9% of patients during early and adjunct therapy, respectively. The incidence of hallucination was dose-dependent both in early and adjunct therapy studies.

### PRECAUTIONS

**Cardiovascular** – Since REQUIP (ropinirole hydrochloride) has not been studied in patients with a history or evidence of significant cardiovascular disease including myocardial infarction, unstable angina, cardiac decompensation, cardiac arrhythmias, vaso-occlusive disease (including cerebral) or cardiomyopathy, it should be used with caution in such patients. There is limited experience with REQUIP in patients treated with antihypertensive and antiarrhythmic agents. Consequently, in such patients, the dose of REQUIP should be titrated with caution.

**Neuroleptic Malignant Syndrome** – A symptom complex resembling the neuroleptic malignant syndrome (characterized by elevated temperature, muscular rigidity, altered consciousness, and autonomic instability), with no other obvious etiology, has been reported in association with rapid dose reduction, withdrawal of, or changes in anti-Parkinsonian therapy. A single spontaneous report of a symptom complex resembling the neuroleptic malignant syndrome has been observed in a 66 year old diabetic male patient with Parkinson's disease, who developed fever, muscle stiffness, and drowsiness 8 days after beginning REQUIP treatment. The patient also experienced acute bronchitis, which did not respond to antibiotic treatment. REQUIP was discontinued three days before the patient died. The reporting physician considered these events to be possibly related to REQUIP treatment. A single spontaneous report of severe muscle pain has been reported in a 66 year old male patient around his thigh. The reporting physician considered the event to be probably related to REQUIP treatment.

**Retinal Pathology in Rats** – In a two year carcinogenicity study in albino Sprague-Dawley rats, retinal atrophy was observed at incidences of 0%, 1.4%, 1.4% and 10% of male rats and 0%, 4.4%, 2.9% and 12.9% of female rats dosed at 0, 1.5, 15 and 50 mg/kg/day respectively. The incidence was significantly higher in both male and female animals dosed at 50 mg/kg/day. The 50 mg/kg/day dose represents a 2.8 fold greater exposure (AUC) and a 13.1 fold greater exposure ( $C_{max}$ ) to ropinirole in rats than the exposure would be in humans at the maximum recommended dose of 24 mg/day. The relevance of this finding to humans is not known.

**Pregnancy** – The use of REQUIP during pregnancy is not recommended. REQUIP given to pregnant rats during organogenesis (gestation days 8 through 15) resulted in decreased fetal body weight at 50 mg/kg/day (approximately 3 - 4 times the AUC at the maximal human dose of 8 mg t.i.d.), increased fetal death at 90 mg/kg/day (approximately 5 times the AUC at the maximal human dose of 8 mg t.i.d.) and digital malformations at 150 mg/kg/day (approximately 8-9 times the AUC at the maximal human dose of 8 mg t.i.d.). These effects occurred at maternally toxic doses. There was no indication of an effect on development of the conceptus at a maternally toxic dose of 20 mg/kg/day in the rabbit. In a perinatal-postnatal study in rats, 10 mg/kg/day of REQUIP (approximately 0.5 - 0.6 times the AUC at the maximal human dose of 8 mg t.i.d.) impaired growth and development of nursing offspring and altered neurological development of female offspring.

**Nursing Mothers** – Since REQUIP suppresses lactation, it should not be administered to mothers who wish to breast-feed infants. Studies in rats have shown that REQUIP and/or its metabolites cross the placenta and are excreted in breast milk. Consequently, the human fetus and/or neonate may be exposed to dopamine agonist activity.

**Use in Women receiving Estrogen Replacement Therapy** – In female patients on long-term treatment with conjugated estrogens, oral clearance was reduced and elimination half-life prolonged compared to patients not receiving estrogens (see Pharmacokinetics). In patients, already receiving estrogen replacement therapy, REQUIP may be titrated in the recommended manner according to clinical response. However, if estrogen replacement therapy is stopped or introduced during treatment with REQUIP, adjustment of the REQUIP dosage may be required.

**Pediatric Use** – Safety and effectiveness in the pediatric population have not been established.

**Renal and Hepatic Impairment** – No dosage adjustment is needed in patients with mild to moderate renal impairment (creatinine clearance of 30 to 50 mL/min). Because the use of REQUIP in patients with severe renal impairment or hepatic impairment has not been studied, administration of REQUIP to such patients is not recommended.

**Drug Interactions** – **Psychotropic Drugs:** Neuroleptics and other centrally acting dopamine antagonists may diminish the effectiveness of REQUIP. Therefore, concomitant use of these products is not recommended. Based on population pharmacokinetic assessment, no interaction was seen between REQUIP and tricyclic antidepressants or benzodiazepines.

**Anti-Parkinson Drugs:**

Based on population pharmacokinetic assessment, there were no interactions between REQUIP and drugs commonly used to treat Parkinson's disease, i.e., selegiline, amantadine, and anticholinergics.

**Levodopa:** The potential pharmacokinetic interaction of levodopa/carbidopa (100 mg/10 mg b.i.d.) and REQUIP (2 mg t.i.d.) was assessed in levodopa naïve (*de novo*) male and female patients with Parkinson's disease (n=30, mean age 64 years). The rate and extent of availability of REQUIP at steady state were essentially the same with or without levodopa. Similarly, the rate and extent of availability of levodopa, as well as its elimination half-life, were essentially the same in the presence and absence of REQUIP.

**Inhibitors of CYP1A2: Ciprofloxacin:** The effect of ciprofloxacin (500 mg b.i.d.) on the pharmacokinetics of REQUIP (2 mg t.i.d.) was studied in male and female patients with Parkinson's disease (n=12, mean age 55 years). The extent of systemic availability of REQUIP was significantly increased when coadministered with ciprofloxacin (AUC increased by 1.84 fold). Thus, in patients already receiving CYP1A2 inhibitors such as ciprofloxacin, REQUIP therapy may be instituted in the recommended manner and the dose titrated according to clinical response. However, if therapy with a drug known to be an inhibitor of CYP1A2 is stopped or introduced during treatment with REQUIP, adjustment of the REQUIP dosage will be required.

**Substrates of CYP1A2: Theophylline:** The effect of oral theophylline (300 mg b.i.d.) on the pharmacokinetics of REQUIP (2 mg t.i.d.) was studied in male and female patients with Parkinson's disease (n=12, mean age 59 years). There was no marked change in the rate or extent of availability of REQUIP when coadministered with theophylline. Similarly, coadministration of REQUIP with intravenous theophylline (5 mg/kg) did not result in any marked change in the pharmacokinetics of theophylline. It is therefore unlikely that substrates of CYP1A2 would significantly alter the pharmacokinetics of REQUIP, and vice-versa.

**Digoxin:** The effect of REQUIP (2 mg t.i.d.) on the pharmacokinetics of digoxin (0.125-0.25 mg o.d.) was studied in male and female patients with Parkinson's disease (n=10, mean age 72 years). Coadministration at steady state with REQUIP resulted in a 10% decrease in digoxin AUC although mean trough digoxin plasma concentrations were unaltered. However, the effect of higher recommended doses of REQUIP on the pharmacokinetics of digoxin is not known.

**Alcohol:** No information is available on the potential for interaction between REQUIP and alcohol. As with other centrally active medications, patients should be cautioned against taking REQUIP with alcohol.

**Psycho-Motor Performance** – As orthostatic symptoms of dizziness or lightheadedness as well as somnolence may occur during REQUIP therapy patients should be cautioned not to drive a motor vehicle or operate potentially hazardous machinery until they are reasonably certain that REQUIP therapy does not affect their ability to engage in such activities.

### ADVERSE REACTIONS

**Adverse Reactions Associated with Discontinuation of Treatment** – Of 1599 patients who received REQUIP (ropinirole hydrochloride) during the premarketing clinical trials, 17.1% in early-therapy studies and 17.3% in adjunct-therapy studies discontinued treatment due to adverse reactions. The events resulting in discontinuation of REQUIP in 1% or more of patients were as follows: **Early therapy:** nausea (6.4%), dizziness (3.8%), aggravated Parkinson's disease (1.3%), hallucination (1.3%), headache (1.3%), somnolence (1.3%) and vomiting (1.3%). **Adjunct therapy:** dizziness (2.9%), dyskinesia (2.4%), confusion (2.4%), vomiting (2.4%), hallucination (1.9%), nausea (1.9%), anxiety (1.9%), and increased sweating (1.4%). Patients over 75 years of age (n=130) showed slightly higher incidences of withdrawal due to hallucination, confusion and dizziness than patients less than 75 years of age.

**Most Frequent Adverse Events** – Adverse events occurring with an incidence of greater than, or equal to, 10% were as follows: **Early therapy:** nausea, dizziness, somnolence, headache, peripheral edema, vomiting, syncope, fatigue and viral infection. **Adjunct therapy:** dyskinesia, nausea, dizziness, somnolence and headache. Dopamine agonists, with an ergoline chemical structure have been associated with adverse experiences such as retroperitoneal fibrosis, erythromelalgia and pulmonary reactions. REQUIP has a novel, non-ergoline chemical structure and no reports of such events have been observed in clinical trials.

**Incidence of Adverse Events in Placebo Controlled Trials** – The incidence of postural hypotension, an event commonly associated with initiation of dopamine agonist therapy, was not notably different from placebo in clinical trials. However, decreases in systolic blood pressure to <90 mmHg have been observed in 13% (<65 years), 16% (65-75 years) and 7.6% (>75 years) of patients treated with REQUIP. Table 1 lists adverse events that occurred at an incidence of 2% or more among REQUIP-treated patients who participated in placebo-controlled trials for up to one year. Patients were dosed in a range of 0.75 mg to 24 mg/day. Reported adverse events were classified using a standard World Health Organization (WHO)-based dictionary terminology. The prescriber should be aware that these figures can not be used to predict the incidence of adverse events in the course of usual medical practice where patient characteristics and other factors differ from those which prevailed in the clinical trials. Similarly, the cited frequencies can not be compared with figures obtained from other clinical investigations involving different treatments, uses and investigators. The cited figures, however, do provide the prescribing physician with some basis for estimating the relative contribution of drug and non-drug factors to the adverse events incidence rate in the population studied. The Adverse Reactions section has been condensed. See full Product Monograph for the complete information.

### DOSAGE AND ADMINISTRATION

REQUIP (ropinirole hydrochloride) should be taken three times daily. While administration of REQUIP with meals may improve gastrointestinal tolerance, REQUIP may be taken with or without food. The recommended starting dosage is 0.25 mg three times daily. Based on individual patient response, dosage should then be titrated by weekly increments of 0.25 mg per dose as described in the table below. After week 4, daily dosage may be increased by 0.5 to 1.0 mg per dose on a weekly basis up to 24 mg per day. Doses greater than 24 mg/day have not been tested in clinical trials. Smaller dose increments are recommended for patients who may be at risk for orthostatic symptoms. In clinical trials, initial benefits were observed with 3 mg/day and higher doses.

	Week			
	1	2	3	4
Unit Dose (mg)	0.25	0.5	0.75	1.0
Total Daily Dose (mg)	0.75	1.5	2.25	3.0

TABLE 1  
Adverse events with incidence ≥2% from all placebo-controlled early and adjunct therapy studies

	Early Therapy		Adjunct Therapy	
	REQUIP N = 157 % occurrence	Placebo N = 147 % occurrence	REQUIP N = 238 % occurrence	Placebo N = 120 % occurrence
<b>Autonomic Nervous System</b>				
Sweating increased	6.4	4.1	7.2	1.7
Mouth Dry	5.1	2.4	5.3	0.8
Flushing	3.2	0.7	1.4	0.8
<b>Body as a Whole General</b>				
Peripheral Edema	13.4	4.1	3.9	2.5
Fatigue	10.8	4.1	4.1	—
Injury	—	—	10.6	9.2
Pain	7.6	4.1	5.3	3.3
Asthenia	6.4	1.4	—	—
Drug Level increased	4.5	2.7	6.7	3.3
Chest Pain	3.8	2.0	—	—
Malaise	3.2	0.7	1.4	0.8
<b>Cardiovascular General</b>				
Syncope	11.5	1.4	2.9	1.7
Hypotension Postural	6.4	4.8	3.4	—
Hypertension	4.5	3.4	3.4	3.3
Hypotension	1.9	0.0	2.4	0.8
<b>Central and Peripheral Nervous System</b>				
Dizziness	40.1	21.8	26.0	15.8
Dyskinesia	—	—	33.7	12.5
Headache	17.2	17.0	16.6	11.7
Ataxia (Falls)	—	—	9.9	6.7
Tremor	—	—	6.3	2.5
Paresthesia	—	—	5.3	2.5
Hypersensitivity	3.8	2.0	—	—
Dystonia	—	—	4.3	4.2
Hypokinesia	—	—	5.3	4.2
Paresis	—	—	2.9	0.0
<b>Gastrointestinal System</b>				
Nausea	59.9	21.8	29.8	18.3
Vomiting	12.1	6.8	7.2	4.2
Dyspepsia	9.6	4.8	—	—
Constipation	8.3	2.5	5.8	3.3
Abdominal Pain	6.4	2.7	8.7	7.5
Diarrhea	—	—	4.8	2.5
Andorexia	3.8	1.4	—	—
Ritidorexia	2.5	1.4	—	—
Saliva increased	—	—	2.4	0.8
Dysphagia	1.3	0.0	2.4	0.8
<b>Heart Rate and Rhythm</b>				
Palpitations	3.2	2.0	2.9	2.5
<b>Metabolic and Nutritional</b>				
Alkaline Phosphate increased	2.5	1.4	1.0	0.0
Weight Decrease	—	—	2.4	0.8
<b>Musculoskeletal System</b>				
Arthralgia	—	—	6.7	5.0
Arthritis	—	—	2.9	0.8
<b>Psychiatric</b>				
Somnolence	40.1	6.1	20.2	8.3
Anxiety	—	—	6.3	3.3
Confusion	5.1	1.4	8.7	1.7
Hallucination	5.1	1.4	10.1	4.2
Nervousness	—	—	4.8	2.5
Yawning	3.2	0.0	—	—
Amnesia	2.5	1.4	—	0.8
Dreaming Abnormal	—	—	2.9	1.7
<b>Red Blood Cell</b>				
Anemia	—	—	2.4	0.0
<b>Reproductive Male</b>				
Impotence	2.5	1.4	—	—
<b>Resistance Mechanism</b>				
Upper Respiratory Tract Infection	—	—	8.7	8.3
Infection Viral	10.8	3.4	7.2	6.7
<b>Respiratory System</b>				
Pharyngitis	6.4	4.1	—	—
Rhinitis	3.8	2.7	—	—
Sinusitis	3.8	2.7	—	—
Dyspnea	3.2	0.0	2.9	1.7
Bronchitis	2.5	1.4	—	—
<b>Urinary System</b>				
Urinary Tract Infection	5.1	4.1	6.3	2.5
<b>Vascular Extracardiac</b>				
Peripheral Ischemia	2.5	0.0	—	—
<b>Vision</b>				
Vision Abnormal	5.7	3.4	—	—
Eye Abnormality	3.2	1.4	—	—

\* Incidence of adverse event <1%.

When REQUIP is administered as adjunct therapy to levodopa, the dose of levodopa may be decreased gradually as tolerated once a therapeutic effect with REQUIP has been observed. REQUIP should be discontinued gradually over a 7-day period. The frequency of administration should be reduced from three times daily to twice daily for 4 days. For the remaining 3 days, the frequency should be reduced to once daily prior to complete withdrawal of REQUIP.

**Renal and Hepatic Impairment:** In patients with mild to moderate renal impairment, REQUIP may be titrated in the recommended manner according to clinical response. Patients with severe renal impairment or on hemodialysis have not been studied and administration of REQUIP to such patients is not recommended. Patients with hepatic impairment have not been studied and administration of REQUIP to such patients is not recommended.

**Estrogen Replacement Therapy:** In patients already receiving estrogen replacement therapy, REQUIP may be titrated in the recommended manner according to clinical response. However, if estrogen replacement therapy is stopped or started during treatment with REQUIP, adjustment of the REQUIP dosage may be required.

### AVAILABILITY OF DOSAGE FORM

REQUIP is supplied as a pentagonal film-coated Tittab® tablet with beveled edges containing ropinirole (as ropinirole hydrochloride) as follows: 0.25 mg – white imprinted with SB and 4890; 1.0 mg – green imprinted with SB and 4892; 2.0 mg – pale pink imprinted with SB and 4893; 5.0 mg – blue tablets imprinted with SB and 4894. REQUIP is available in bottles in the pack size of 100 tablets. It is also available in 0.25 mg as a single unit blister pack of 21 tablets.

Full Product Monograph available to practitioners upon request.

### REFERENCES:

- Rascol O, et al. Ropinirole in the Treatment of Early Parkinson's Disease: A 6-Month Interim Report of a 5-Year Levodopa-controlled Study. *Mov Disord* 1998;13:39-45.
- Schrag AE, et al. The Safety of Ropinirole, a selective non-ergoline dopamine agonist in patients with Parkinson's disease. *Clin Neuropharmacol* 1998;21:169-175.



GlaxoSmithKline

Mississauga, Ontario, Canada L5N 6L4



© ReQUIP is a registered trademark, used under license by GlaxoSmithKline Inc.



# Once-a-day Aricept<sup>®</sup> donepezil HCl 5 & 10 mg tablets<sup>\*</sup>

**PHARMACOLOGIC CLASSIFICATION** Cholinesterase Inhibitor **ACTION AND CLINICAL PHARMACOLOGY** ARICEPT (donepezil hydrochloride) is a piperidine-based, reversible inhibitor of the enzyme acetylcholinesterase. A consistent pathological change in Alzheimer's disease is the degeneration of cholinergic neuronal pathways that project from the basal forebrain to the cerebral cortex and hippocampus. The resulting hypofunction of these pathways is thought to account for some of the clinical manifestations of dementia. Donepezil is postulated to exert its therapeutic effect by enhancing cholinergic function. This is accomplished by increasing the concentration of acetylcholine (ACh) through reversible inhibition of its hydrolysis by acetylcholinesterase (AChE). If this proposed mechanism of action is correct, donepezil's effect may lessen as the disease process advances and fewer cholinergic neurons remain functionally intact. There is no evidence that donepezil alters the course of the underlying dementing process.

**INDICATIONS AND CLINICAL USE** ARICEPT (donepezil hydrochloride) is indicated for the symptomatic treatment of patients with mild-to-moderate dementia of the Alzheimer's type. ARICEPT tablets should only be prescribed by (or following consultation with) clinicians who are experienced in the diagnosis and management of Alzheimer's disease.

**CONTRAINDICATIONS** ARICEPT (donepezil hydrochloride) is contraindicated in patients with known hypersensitivity to donepezil hydrochloride or to piperidine derivatives.

**WARNINGS** **Anesthesia:** ARICEPT (donepezil hydrochloride), as a cholinesterase inhibitor, is likely to exaggerate succinylcholine-type muscle relaxation during anesthesia.

**Neurological Conditions: Seizures:** Some cases of seizures have been reported with the use of ARICEPT in clinical trials and from spontaneous Adverse Reaction reporting. Cholinesterases can cause a reduction of seizure threshold, increasing the risk of seizures. However, seizure activity may also be a manifestation of Alzheimer's disease. The risk/benefit of ARICEPT treatment for patients with a history of seizure disorder must therefore be carefully evaluated. ARICEPT has not been studied in patients with moderately severe or severe Alzheimer's disease, non-Alzheimer dementias or individuals with Parkinsonian features. The efficacy and safety of ARICEPT in these patient populations is unknown.

**Pulmonary Conditions:** Because of their cholinergic action, cholinesterase inhibitors should be prescribed with care to patients with a history of asthma or obstructive pulmonary disease. ARICEPT has not been studied in patients under treatment for these conditions and should therefore be used with particular caution in such patients.

**Cardiovascular:** Because of their pharmacological action, cholinesterase inhibitors may have vagotonic effects on heart rate (e.g., bradycardia). The potential for this action may be particularly important to patients with "sick sinus syndrome" or other supraventricular cardiac conduction conditions. In clinical trials, most patients with serious cardiovascular conditions were excluded. Patients such as those with controlled hypertension (DBP < 95 mmHg), right bundle branch blockage, and pacemakers were included. Therefore, caution should be taken in treating patients with active coronary artery disease and congestive heart failure. Syncope episodes have been reported in association with the use of ARICEPT. It is recommended that ARICEPT should not be used in patients with cardiac conduction abnormalities (except for right bundle branch block) including "sick sinus syndrome" and those with unexplained syncope/episodes.

**Gastrointestinal:** Through their primary action, cholinesterase inhibitors may be expected to increase gastric acid secretion due to increased cholinergic activity. Therefore, patients at increased risk of developing ulcers, e.g., those with a history of ulcer disease or those receiving concurrent nonsteroidal anti-inflammatory drugs (NSAIDs) including high doses of acetylsalicylic acid (ASA), should be monitored for symptoms of active or occult gastrointestinal bleeding. Clinical studies of ARICEPT have shown no increase, relative to placebo in the incidence of either peptic ulcer disease or gastrointestinal bleeding. (See **ADVERSE REACTIONS** Section)

ARICEPT, as a predictable consequence of its pharmacological properties, has been shown to produce, in controlled clinical trials in patients with Alzheimer's disease, diarrhea, nausea and vomiting. These effects, when they occur, appear more frequently with the 10 mg dose than with the 5 mg dose. In most cases, these effects have usually been mild and transient, sometimes lasting one- to three weeks and have resolved during continued use of ARICEPT. (See **ADVERSE REACTIONS** Section) Treatment with the 5 mg/day dose for 4-6 weeks prior to increasing the dose to 10 mg/day is associated with a lower incidence of gastrointestinal intolerance.

**Genitourinary:** Although not observed in clinical trials of ARICEPT, cholinesterases may cause bladder outflow obstruction.

**PRECAUTIONS** **Concomitant Use with other Drugs:** **Use with Anticholinergics:** Because of their mechanism of action, cholinesterase inhibitors have the potential to interfere with the activity of anticholinergic medications. **Use with Cholinomimetics and other Cholinesterase Inhibitors:** A synergistic effect may be expected when cholinesterase inhibitors are given concurrently with succinylcholine, similar neuromuscular blocking agents or cholinergic agonists such as bethanechol. **Use with other Psychoactive Drugs:** Few patients in controlled clinical trials received neuroleptics, antidepressants or anticonvulsants; there is thus limited information concerning the interaction of ARICEPT with these drugs. **Use in Patients > 65 Years Old:** In controlled clinical studies with 5 and 10 mg of ARICEPT, 536 patients were between the ages of 65 to 84 and 37 patients were aged 85 years or older in Alzheimer's disease patients; nausea, diarrhea, vomiting, insomnia, fatigue and anorexia increased with dose and age and the incidence appeared to be greater in female patients. Since cholinesterase inhibitors as well as Alzheimer's disease can be associated with significant weight loss, caution is advised regarding the use of ARICEPT in low body weight elderly patients, especially in those > 85 years old. **Use in Elderly Patients with Comorbid Disease:** There is limited safety information for ARICEPT in patients with mild-to-moderate Alzheimer's disease and significant comorbidity. The use of ARICEPT in Alzheimer's disease patients with chronic illnesses common among the geriatric population, should be considered only after careful risk/benefit assessment and include close monitoring for adverse events. Caution is advised regarding the use of ARICEPT doses above 5 mg in this patient population.

**Renally and Hepatically Impaired:** There is limited information regarding the pharmacokinetics of ARICEPT in renally and hepatically impaired Alzheimer's disease patients. Close monitoring for adverse effects in Alzheimer's disease patients with renal or hepatic disease being treated with ARICEPT is therefore recommended.

**Drug-Drug Interactions:** Pharmacokinetic studies, limited to short-term, single-dose studies in young subjects evaluated the potential of ARICEPT for interaction with theophylline, cimetidine, warfarin and digoxin administration. No significant effects on the pharmacokinetics of these drugs were observed. Similar studies in elderly patients were not done. **Drugs Highly Bound to Plasma Proteins:** Drug displacement studies have been performed *in vitro* between donepezil, a highly bound drug (98%) and other drugs such as furosemide, digoxin, and warfarin. Donepezil at concentrations of 0.3 - 10 µg/mL did not affect the binding of furosemide (2 ng/mL), digoxin (2 ng/mL) and warfarin (3 µg/mL) to human albumin. Similarly, the binding of donepezil to human albumin was not affected by furosemide, digoxin and warfarin. **Effect of ARICEPT on the Metabolism of Other Drugs:** *In vitro* studies indicate a low rate of donepezil binding to CYP 3A4 and CYP 2D6 isoenzymes (mean Ki about 50 - 130 µM), which, given the therapeutic plasma concentrations of donepezil (164 nM), indicates little likelihood of interference. In a pharmacokinetic study involving 18 healthy volunteers, the administration of ARICEPT at a dose of 5 mg/day for 7 days had no clinically significant effect on the pharmacokinetics of ketoconazole. No other clinical trials have been conducted to investigate the effect of ARICEPT on the clearance of drugs metabolized by CYP 3A4 (e.g., cisapride, terfenadine) or by CYP 2D6 (e.g., imipramine); it is not known whether ARICEPT has any potential for enzyme induction.

**Effect of Other Drugs on the Metabolism of ARICEPT:** Ketoconazole and quinidine, inhibitors of CYP 3A4, 3A4 and 2D6, respectively, inhibit donepezil metabolism *in vitro*. In a pharmacokinetic study, 18 healthy volunteers received 5 mg/day ARICEPT together with 200 mg/day ketoconazole for 7 days. In these volunteers, mean donepezil plasma concentrations were increased by about 30-36%. Inducers of CYP 2D6 and CYP 3A4 (e.g., phenytoin, carbamazepine, dexamethasone, rifampin and phenobarbital) could increase the rate of elimination of ARICEPT. Pharmacokinetic studies demonstrated that the metabolism of ARICEPT is not significantly affected by concurrent administration of digoxin or cimetidine.

**Use in Pregnancy and Nursing Mothers:** The safety of ARICEPT during pregnancy and lactation has not been established and therefore, it should not be used in women of childbearing potential or in nursing mothers unless, in the opinion of the physician, the potential benefits to the patient outweigh the possible hazards to the fetus or the infant. Teratology studies conducted in pregnant rats at doses of up to 10 mg/kg/day and in pregnant rabbits at doses of up to 10 mg/kg/day did not disclose any evidence for a teratogenic potential of ARICEPT. **Pediatric Use:** There is no adequate and well-controlled trials to document the safety and efficacy of ARICEPT in any illness occurring in children. Therefore, ARICEPT is not recommended for use in children. **ADVERSE REACTIONS** A total of 747 patients with mild-to-moderate Alzheimer's disease were treated in controlled clinical studies with ARICEPT (donepezil hydrochloride). Of these patients, 613 (82%) completed the studies. The mean duration of treatment for all ARICEPT patients was 132 days (range 1-356 days). **Adverse Events Leading to Discontinuation:** The rates of discontinuation from controlled clinical trials of ARICEPT due to adverse events for the ARICEPT 5 mg/day treatment groups were comparable to those of placebo-treatment groups at approximately 5%. The rate of discontinuation of patients who received the 10 mg/day dose after only a 1-week initial treatment with 5 mg/day ARICEPT was higher at 13%. The most common adverse events leading to discontinuation, defined as those occurring in at least 2% of patients and at twice the incidence seen in placebo patients, are shown in Table 1.

Table 1. Most Frequent Adverse Events Leading to Withdrawal from Controlled Clinical Trials by Dose Group

Dose Group	Placebo	5 mg/day ARICEPT	10 mg/day ARICEPT
Number of Patients Randomized	355	350	315
Events/Discontinuing			
Nausea	1%	1%	3%
Diarrhea	0%	<1%	3%
Vomiting	<1%	<1%	2%

**Most Frequent Adverse Events Seen in Association with the Use of ARICEPT:** The most common adverse events, defined as those occurring at a frequency of at least 5% in patients receiving 10 mg/day and twice the placebo rate, are largely predicted by ARICEPT's cholinomimetic effects. These include nausea, diarrhea, insomnia, vomiting, muscle cramps, fatigue and anorexia. These adverse events were often of mild intensity and transient, resolving during continued ARICEPT treatment without the need for dose modification. There is evidence to suggest that the frequency of these common adverse events may be affected by the duration of treatment with an initial 5 mg daily dose prior to increasing the dose to 10 mg/day. An open-label study was conducted with 269 patients who received placebo in the 15- and 30-week studies. These patients received a 5 mg/day dose for 6 weeks prior to initiating treatment with 10 mg/day. The rates of common adverse events were lower than those seen in a controlled clinical trial patients who received 10 mg/day after only a one-week initial treatment period with a 5 mg daily dose, and were comparable to the rates noted in patients treated only with 5 mg/day. See Table 2 for a comparison of the most common adverse events following one- and six-week initial treatment periods with 5 mg/day ARICEPT.

Table 2. Comparison of Rates of Adverse Events in Patients Treated with 10 mg/day after 1 and 6 Weeks of Initial Treatment with 5 mg/day

Adverse Event	No Initial Treatment		One-Week Initial Treatment with 5 mg/day	Six-Week Initial Treatment with 5 mg/day
	Placebo (n = 315)	5 mg/day (n = 311)	10 mg/day (n = 315)	10 mg/day (n = 269)
Nausea	6%	5%	19%	6%
Diarrhea	5%	8%	15%	9%
Insomnia	6%	6%	14%	6%
Fatigue	3%	4%	8%	3%
Vomiting	2%	3%	8%	5%
Muscle Cramps	3%	6%	8%	3%
Anorexia	2%	3%	7%	3%

**Adverse Events Reported in Controlled Trials:** The events cited reflect experience gained under closely monitored conditions of clinical trials in a highly selected patient population. In actual clinical practice or in other clinical trials, these frequency estimates may not apply, as the conditions of use, reporting behavior, and the kinds of patients treated may differ. Table 3 lists treatment-emergent signs and symptoms (TESS) that were reported in at least 2% of patients from placebo-controlled clinical trials who received ARICEPT and for which the rate of occurrence was greater for ARICEPT than placebo-assigned patients. In general, adverse events occurred more frequently in female patients with advancing age.

Table 3. Adverse Events Reported in Controlled Clinical Trials in at Least 2% of Patients Receiving ARICEPT and at a Higher Frequency than Placebo-Treated Patients

Body System/Adverse Events	Placebo n = 355	ARICEPT n = 747	Body System/Adverse Events	Placebo n = 355	ARICEPT n = 747
	Percent of Patients with any Adverse Event	72		74	<b>Metabolic and Nutritional</b>
Body as a Whole			Weight Decrease	1	3
Headache	9	10	<b>Musculoskeletal System</b>		
Pain, various locations	8	9	Muscle Cramps	2	6
Accident	6	7	Arthritis	1	2
Fatigue	3	5	<b>Nervous System</b>		
<b>Cardiovascular System</b>			Insomnia	6	9
Syncope	1	2	Dizziness	6	8
<b>Digestive System</b>			Depression	<1	3
Nausea	6	11	Abnormal Dreams	0	3
Diarrhea	5	10	Somnolence	<1	2
Vomiting	3	5	<b>Urogenital</b>		
Anorexia	2	4	Frequent Urination	1	2
<b>Hemic and Lymphatic Systems</b>					
Echymosis	3	4			

**Other Adverse Events Observed During Clinical Trials:** During the pre-marketing phase, ARICEPT has been administered to over 1700 individuals for various lengths of time during clinical trials worldwide. Approximately 1200 patients have been treated for at least 3 months, and more than 1,000 patients have been treated for at least 6 months. Controlled and uncontrolled trials in the United States included approximately 900 patients. In regards to the highest dose of 10 mg/day, the population includes 650 patients treated for 3 months, 475 patients treated for 6 months and 115 patients treated for over 1 year. The range of patient exposure is from 1 to 1,214 days. Treatment-emergent signs and symptoms that occurred during three placebo-controlled clinical trials and two open-label trials were recorded as adverse events by the clinical investigators using terminology of their own choosing. To provide an overall estimate of the proportion of individuals having similar types of adverse events, the studies were integrated and the events were grouped into a smaller number of standardized categories using a modified COSTART dictionary and event frequencies were calculated across all studies. These categories are used in the listing below. The frequencies represent the proportion of 900 patients from these trials who experienced that event while receiving ARICEPT. All adverse events occurring at least twice are included. Adverse events already listed in Tables 2 and 3 are not repeated here (i.e., events occurring at an incidence > 2%). Also excluded are COSTART terms too general to be informative, or events less likely to be drug caused. Events are classified by body system and listed as occurring in ≥ 1% and < 2% of patients (i.e., in 1,000 to 2,100 patients; frequent) or in < 1% of patients (i.e., in 110 to 110,000 patients; infrequent). These adverse events are not necessarily related to ARICEPT treatment and in most cases were observed at a similar frequency in placebo-treated patients in the controlled studies. **Adverse Events Occurring in ≥ 1% and < 2% of Patients Receiving ARICEPT: Body as a Whole:** (≥ 1% and < 2%) influenza, chest pain, toothache, (< 1%) fever, edema face, periorbital edema, hemic facial, abscess, cellulitis, chills, generalized softness, head fullness, head pressure, listlessness. **Cardiovascular System:** (≥ 1% and < 2%) hypertension, vasodilation, atrial fibrillation, hot flashes, hypotension, (< 1%) angina pectoris, postural hypotension, myocardial infarction, premature ventricular contraction, arrhythmia, AV block (first degree), congestive heart failure, arthritis, bradycardia, brachycardia, peripheral vascular disease, supraventricular tachycardia, deep vein thromboses. **Digestive System:** (≥ 1% and < 2%) fecal incontinence, gastrointestinal bleeding, bloating, epigastric pain, (< 1%) eructation, gingivitis, increased appetite, flatulence, periorbital abscess, cholelithiasis, diverticulitis, drooling, dry mouth, liver sore, gastritis, intable colon, tongue edema, epigastric distress, gastroenteritis, increased transaminases, haemorrhoids, leus, increased thirst, pruritus, polydipsia, duodenal ulcer, stomach ulcer. **Endocrine System:** (< 1%) diabetes mellitus, goiter. **Hemic & Lymphatic System:** (< 1%) anaemia, thrombocytopenia, thrombocytopenia, eosinophilia, erythrocytopenia. **Metabolic and Nutritional Disorders:** (≥ 1% and < 2%) dehydration, (< 1%) gout, hypokalaemia, increased creatine kinase, hyperglycaemia, weight increase, increased lactate dehydrogenase. **Musculoskeletal System:** (≥ 1% and < 2%) bone fracture, (< 1%) muscle weakness, muscle fasciculation. **Nervous System:** (≥ 1% and < 2%) delusions, tremor, irritability, paresthesia, aggression, vertigo, ataxia, libido increased, restlessness, abnormal crying, nervousness, aphasia, (< 1%) cerebrovascular accident, intracranial hemorrhage, transient ischemic attack, emnional lability, neuralgia, bipolarity, neuritis, coldness (localized), muscle spasm, dysphoria, gait abnormality, hypertonia, hypokinesia, neurodermatitis, numbness (localized), parosmia, dysarthria, dysphasia, hostility, decreased libido, melancholia, emotional withdrawal, nystagmus, pacing, seizures. **Respiratory System:** (≥ 1% and < 2%) dyspnea, sore throat, bronchitis, (< 1%) epistaxis, postnasal drip, pneumonia, hyperventilation, pulmonary congestion, wheezing, rhinitis, pharyngitis, pleurisy, pulmonary collapse, sleep apnea, stridor. **Skin and Appendages:** (≥ 1% and < 2%) abrasion, pruritus, diaphoresis, arthralgia, (< 1%) dermatitis, erythema, skin discoloration, hyperkeratosis, alopecia, fungal dermatitis, herpes zoster, hirsutism, skin striae, night sweats, skin ulcer. **Special Senses:** (≥ 1% and < 2%) cataract, eye irritation, blurred vision, (< 1%) dry eyes, glaucoma, earache, tinnitus, blepharitis, decreased hearing, retinal hemorrhage, otitis externa, otitis media, bad taste, conjunctival hemorrhage, ear buzzing, mouth sickness, spots before eyes. **Urogenital System:** (≥ 1% and < 2%) urinary incontinence, nocturia, (< 1%) dysuria, hematuria, urinary urgency, micturition, cystitis, anuresis, prostate hypertrophy, polyuria, inability to empty bladder, breast fibroadenoma, fibrocystic breast, urinary, renal failure, vaginitis. **Long-Term Safety:** Patients were exposed to ARICEPT in two open-label extension studies (n=865) of over two years. In one of the studies, 763 patients who previously completed one of two placebo-controlled studies of 15 or 30 weeks duration continued to receive ARICEPT and were evaluated for safety and neurophysiological evaluations for up to 152 weeks; the safety profile of ARICEPT in this extension study remained consistent with that observed in placebo-controlled trials. Following one and two years of treatment, 76% (n=580) and 49% (n=374) of these patients, respectively, were still receiving therapy (cumulative weeks 48 and 106). **Postmarketing Reports:** Voluntary reports of adverse events temporally associated with ARICEPT that have been received since market introduction that are not listed above, and that there is inadequate data to determine the causal relationship with the drug include the following: abdominal pain, agitation, cholestasis, confusion, convulsions, hallucinations, heart block (all types), hemolytic anemia, hepatitis, hyponatremia, pancreatitis, and rash. **DOSE AND ADMINISTRATION** ARICEPT (donepezil hydrochloride) tablets should only be prescribed by (or following consultation with) clinicians who are experienced in the diagnosis and management of Alzheimer's disease. The recommended initial dose of ARICEPT is 5 mg taken once daily. Therapy with the 5 mg dose should be maintained for 4-6 weeks before considering a dose increase, in order to avoid or decrease the incidence of the most common adverse reactions to the drug (see **ADVERSE REACTIONS** Section) and to allow plasma levels to reach steady state. For those patients who do not respond adequately to the 5 mg daily dose after 4- to 6- weeks of treatment, the 10 mg daily dose may then be considered. The maximum recommended dose is 10 mg taken once daily. Following initiation of therapy or any dose increase, patients should be closely monitored for adverse effects. Adverse events are more common in individuals of low body weight, in patients ≥ 85 years old and in females. It is recommended that ARICEPT be used with caution in elderly women of low body weight and that the dose should not exceed 5 mg/day. ARICEPT should be taken once daily in the evening before retiring. For patients experiencing insomnia, ARICEPT may be taken in the morning. It may be taken with or without food. In a population of cognitively-impaired individuals, safe use of this and all other medications may require supervision. **AVAILABILITY OF DOSAGE FORMS** ARICEPT is supplied as film-coated tablets containing 5 mg (white tablets) or 10 mg (yellow tablets) of donepezil hydrochloride. The name ARICEPT and the strength are embossed on each tablet. ARICEPT is available in high density polyethylene (HDPE) bottles of 30 tablets and in blister strips boxed as 28 tablets (combination of 2 strips of 14 tablets). **REFERENCES:** 1. Aricept<sup>®</sup> Product Monograph, Pfizer Canada Inc., May 2000. 2. Burns A et al. Donepezil provides long-term clinical benefits for patients with Alzheimer's disease. *J. Neurosci* 2000;24(7)(suppl 3):135-539. 3. Patterson C et al. The recognition, assessment and management of dementing disorders. Conclusions from the Canadian Consensus Conference on Dementia. *CMAJ* 1999;160(suppl 12):S1-S15.

Product Monograph available upon request.



\*TM Eisai Co. Ltd., Tokyo, Japan  
Pfizer Canada Inc., licensee

© 2001  
Pfizer Canada Inc.  
Kirkland, Quebec  
H9U 2M5





# COPAXONE<sup>®</sup>

## (glatiramer acetate injection)

**20 mg, single use vials and 20 mg/1.0 mL, pre-filled syringes for Subcutaneous Injection**  
**THERAPEUTIC CLASSIFICATION Immunomodulator**

### ACTION AND CLINICAL PHARMACOLOGY

COPAXONE<sup>®</sup> [glatiramer acetate for injection (formerly known as copolymer-1)] is a sterile, lyophilized mixture of synthetic polypeptides containing four naturally occurring amino acids: L-glutamic acid, L-alanine, L-tyrosine and L-lysine with an average molar fraction of 0.141, 0.427, 0.095 and 0.338, respectively.

The mechanism(s) by which glatiramer acetate exerts its effect on Multiple Sclerosis (MS) is (are) not fully elucidated. However, it is thought to act by modifying immune processes that are currently believed to be responsible for the pathogenesis of MS. This hypothesis is supported by findings of studies that have been carried out to explore the pathogenesis of experimental allergic encephalomyelitis (EAE), a condition induced in animals that is generally accepted as an experimental model of MS.

Studies in animals and *in vitro* systems suggest that upon its administration glatiramer acetate specific suppressor T cells are induced and activated in the periphery. Because the immunological profile of glatiramer acetate remains to be fully elucidated, concerns exist about its potential to alter naturally occurring immune responses (see **PRECAUTIONS**).

**Pharmacokinetics:** Results obtained in pharmacokinetic studies performed in humans (healthy volunteers) and animals support the assumption that a substantial fraction of the therapeutic dose delivered to patients subcutaneously is hydrolyzed locally. Nevertheless, larger fragments of glatiramer acetate can be recognized by glatiramer acetate reactive antibodies. Some fraction of the injected material, either intact or partially hydrolyzed, is presumed to enter the lymphatic circulation, enabling it to reach regional lymph nodes, and some, may enter the systemic circulation intact.

**Clinical Studies:** The efficacy of COPAXONE<sup>®</sup> (glatiramer acetate for injection) was evaluated in two placebo-controlled trials in patients with Relapsing-Remitting MS (RR-MS). In a third placebo-controlled study the effects of glatiramer acetate on MRI parameters were assessed. In these studies, a dose of 20 mg/day was used. No other dose or dosing regimen has been studied in placebo-controlled trials of RR-MS.

The first trial was a pilot study Trial I (Trial BR-1) which was conducted at a single-center and was a double-blind, randomized, matched-pair, parallel group placebo-controlled trial.<sup>11</sup> Fifty patients with RR-MS were randomized to receive 20 mg/day glatiramer acetate (n=25) or placebo (n=25) subcutaneously. The protocol-specified primary outcome measure was the proportion of patients who were relapse free during the 2-year duration of the trial, but two additional relevant outcomes were also specified as endpoints: frequency of attacks during the trial, and the change in the number of attacks compared to the rate of attacks in the 2 years prior to study entry. Results from this study (see Table 1) show that there was a statistically significant effect of glatiramer acetate on number of relapses.

**TABLE 1 – Trial BR-1: Efficacy Results**

Outcome	Trial I <sup>a</sup>		
	Glatiramer acetate n=25	Placebo n=25	p-Value
% Relapse Free Patients	14/25 (56%)	7/25 (28%)	0.085
Mean Relapse Frequency	0.6/2 years	2.4/2 years	0.005
Reduction in Relapse Rate compared to pre-study	3.2	1.6	0.025
Median Time to First Relapse (days)	>700	150	0.03
% of Progression-Free* Patients	20/25 (80%)	13/25 (52%)	0.07

\* The primary efficacy measure for Trial I was the proportion of patients who were relapse free during the 2 year duration of the trial (% Relapse Free). Analyses were based on the intent-to-treat population.

\* Progression defined as an increase of at least 1 point on the DSS that persists for at least 3 consecutive months.

Trial II (01-9001) was a multicenter double-blind, randomized, placebo-controlled trial. Two hundred and fifty-one patients with RR-MS were randomized to receive 20 mg/day glatiramer acetate (n=125) or placebo (n=126) subcutaneously.<sup>12</sup> Patients were diagnosed with RR-MS by standard criteria, and had at least 2 exacerbations during the 2 years immediately preceding enrollment. Patients had a score of no more than 5 on the Kurtzke Expanded Disability Scale Score (EDSS), a standard scale ranging from 0 (normal) to 10 (death due to MS). A score of 5 is defined as one at which a patient is still ambulatory but for whom full daily activities are impaired due to disability, a score of 6 is defined as one at which the patient is still ambulatory but requires assistance and a score of 7 on this scale means that the patient requires a wheelchair.

Patients were seen every 3 months for 2 years, as well as within several days of a presumed exacerbation. In order for an exacerbation to be confirmed, a blinded neurologist had to document objective neurologic signs, as well as document the existence of other criteria (e.g., the persistence of the lesion for at least 48 hours).

The protocol-specified primary outcome measure was the mean number of relapses during treatment. Table 2 shows results of the analysis of primary as well as several secondary outcome measures at two years based on the intent-to-treat population.

**TABLE 2 – Core (24-month) Double-Blind Study: Effect on Relapse Rate**

Outcome	Trial II <sup>a</sup>		
	Glatiramer acetate n=125	Placebo n=126	p-Value
Mean No. of Relapses/2 years <sup>b</sup>	1.19	1.68	0.055
% Relapse Free Patients	42/125 (34%)	34/126 (27%)	0.25
Median Time to First Relapse (days)	287	198	0.23
% of Patients Progression Free <sup>c</sup>	98/125 (78%)	95/126 (75%)	0.48
Mean Change in EDSS	-0.05	+0.21	0.023

<sup>a</sup> The primary efficacy measure for Trial II was the number of relapses during treatment. Analyses were based on the intent-to-treat population.

<sup>b</sup> Baseline adjusted mean.

<sup>c</sup> Progression defined as an increase of at least 1 point on the EDSS that persists for at least 3 consecutive months.

The effects of glatiramer acetate on relapse severity were not evaluated in either trial.

Both studies showed a beneficial effect of glatiramer acetate on relapse rate, and on this basis glatiramer acetate is considered effective.

The third study (9003) was a multi-national, multi-center, MRI-monitored study. A total of 239 patients with RR-MS (119 on glatiramer acetate and 120 on placebo) were randomized. Inclusion criteria were similar to those in Trial II (Study 01-9001) with the additional criteria that patients had to have at least one Gd-enhancing lesion on the screening MRI. The patients were treated initially in a double-blind manner for nine months, during which they underwent monthly MRI scanning. The primary endpoint for the double-blind phase was the total cumulative number of T1 Gd-enhancing lesions over nine months. Other MRI parameters were assessed as secondary endpoints. Table 3 summarizes the results for the parameters monitored during the nine-month double-blind phase for the intent-to-treat cohort. Because the link between MRI findings and the clinical status of patients is contentious, the prognostic value of the following statistically significant findings is unknown.

**TABLE 3 – Nine-Month Double-Blind Phase: MRI Endpoints – Results**

No.	Outcome	Glatiramer acetate n=113	Placebo n=115	p-Value
<b>Primary Endpoint</b>				
1.	Medians of the Cumulative Number of T1 Gd-Enhancing Lesions	12	17	0.0037
<b>Secondary Endpoints</b>				
2.	Medians of the Cumulative Number of New T1 Gd-Enhancing Lesions	9	14	0.0347
3.	Medians of the Cumulative Number of New T2 Lesions	5	8	0.01
4.	Medians of the Cumulative Change from Baseline in volumes (mL) of T1 Gd-Enhancing Lesions	-0.309	0	0.0248
5.	Medians of the Cumulative Change from Baseline in volumes (mL) of T2 Lesions	8.852	13.566	0.0229
6.	Medians of the Cumulative Change from Baseline in volumes (mL) of T1 Hypointense Lesions	1.642	1.829	0.7311
7.	Proportion of T1 Gd-Enhancing Lesion-Free Patients	46.4%	32.2%	0.0653

The mean number of relapses in this 9-month study was 0.50 for the COPAXONE<sup>®</sup> group and 0.77 for the placebo group (p=0.0077).

### INDICATIONS AND CLINICAL USE

For use in ambulatory patients with Relapsing-Remitting Multiple Sclerosis to reduce the frequency of relapses.

The safety and efficacy of COPAXONE<sup>®</sup> in chronic progressive MS have not been established.

### CONTRAINDICATIONS

COPAXONE<sup>®</sup> (glatiramer acetate for injection) is contraindicated in patients with known hypersensitivity to glatiramer acetate or mannitol.

### WARNINGS

The only recommended route of administration of COPAXONE<sup>®</sup> (glatiramer acetate for injection) injection is the subcutaneous route. COPAXONE<sup>®</sup> should not be administered by the intravenous route.

**Symptoms of Potentially Cardiac Origin:** Approximately 26% of COPAXONE<sup>®</sup> patients in the pre-marketing multicenter controlled trial (compared to 10% of placebo patients) experienced at least one episode of what was described as transient chest pain (see **ADVERSE REACTIONS: Chest Pain**). While some of these episodes occurred in the context of the Immediate Post-Injection Reaction (see **ADVERSE REACTIONS: Immediate Post-Injection Reaction**), many did not. The pathogenesis of this symptom is unknown. Patients in controlled clinical trials were free of significant cardiovascular problems (New York Heart Association Class I and II) and thus the risks associated with COPAXONE<sup>®</sup> treatment for Multiple Sclerosis patients with comorbid cardiovascular disease are unknown.

COPAXONE<sup>®</sup> has been associated with an Immediate Post-Injection Reaction consisting of a constellation of symptoms appearing immediately after injection that could include flushing, chest pain, palpitations, anxiety, dyspnea, constriction of the throat and urticaria (see **ADVERSE REACTIONS: Immediate Post-Injection Reaction**).

COPAXONE<sup>®</sup> has not been studied in patients with a history of severe anaphylactoid reactions, obstructive pulmonary disease or asthma, nor in patients under treatment for either of these two latter conditions. Particular caution is therefore advised regarding the use of COPAXONE<sup>®</sup> in such patients.

Anaphylactoid reactions associated with the use of COPAXONE<sup>®</sup> have been reported in rare instances (<1/1000) during the post-marketing period. Some cases required treatment with epinephrine and other appropriate medical treatment.

### PRECAUTIONS

**General:** Patients should be instructed in aseptic reconstitution and self-injection techniques to assure the safe administration of COPAXONE<sup>®</sup> (glatiramer acetate for injection) (see **INFORMATION FOR THE PATIENT**). The first injection should be performed under the supervision of an appropriately qualified health care professional. Patient understanding and use of aseptic self-injection techniques and procedures should be periodically re-evaluated. Patients should be cautioned against the re-use of needles or syringes and instructed in safe disposal procedures. A puncture-resistant container for disposal of used needles and syringes should be used by the patient. Patients should be instructed on the safe disposal of full containers.

**Considerations Involving the Use of a Product Capable of Modifying Immune Responses:** COPAXONE<sup>®</sup> is an antigenic substance and thus it is possible that detrimental host responses can occur with its use. Whether COPAXONE<sup>®</sup> can alter normal human immune responses, such as the recognition of foreign antigens is unknown. It is therefore possible that treatment with COPAXONE<sup>®</sup> may undermine the body's defenses against infections and tumor surveillance. Systematic assessments of these risks have not been done. Continued alteration of cellular immunity due to chronic treatment with glatiramer acetate might result in untoward effects.

Glatiramer acetate-reactive antibodies are formed in practically all patients exposed to daily treatment with the recommended dose. Studies in both the rat and monkey have suggested that immune complexes are deposited in the renal glomeruli. Furthermore, in a controlled clinical trial of 125 RR-MS patients given glatiramer acetate 20 mg for 2 years, serum IgG levels reached at least 3 times baseline values in 80% of patients by 3 months of initiation of treatment. By 12 months of treatment, however, 30% of patients still had IgG levels at least 3 times baseline values, and 90% had levels above baseline by 12 months. The antibodies are exclusively of the IgG subtype – and predominantly of the IgG-1 subtype. No IgE type antibodies could be detected in any of the 94 sera tested. Nevertheless, anaphylaxis can be associated with the administration of almost any foreign substance and, therefore, this risk cannot be excluded.

Preclinical studies to assess the carcinogenic potential of glatiramer acetate in mice and rats do not suggest any evidence of carcinogenic potential related to glatiramer acetate administered subcutaneously at dose levels of up to 30 mg/kg/day in rats and 60 mg/kg/day in mice (see **TOXICOLOGY: Carcinogenicity**). The relevance of these findings for humans is unknown (see **PRECAUTIONS: Considerations Involving the Use of a Product Capable of Modifying Immune Responses**).

**Drug Interactions:** Interactions between COPAXONE<sup>®</sup> and other drugs have not been fully evaluated. Results from existing clinical trials do not suggest any significant interactions of COPAXONE<sup>®</sup> with therapies commonly used in MS patients. This includes the concurrent use of corticosteroids for up to 28 days. COPAXONE<sup>®</sup> has not been formally evaluated in combination with interferon beta. However, 246 patients who failed on or who did not tolerate therapy with interferon beta and were later treated with COPAXONE<sup>®</sup> within the framework of an open clinical trial did not report any serious or unexpected adverse events thought to be related to treatment.

**Use in Pregnancy:** There are no adequate and well-controlled studies in pregnant women. No evidence of reproductive toxicity was observed in preclinical studies (see **TOXICOLOGY: Reproduction and Teratology**). Because animal reproduction studies are not always predictive of human response, this drug should be used during pregnancy only if clearly needed. During pre-marketing clinical trials with COPAXONE<sup>®</sup>, seven women conceived while being treated with the active drug. One case was lost to follow-up. Three of the patients electively discontinued pregnancy. Three patients stopped treatment 1, 1.5 and 2 months after learning they were pregnant; all delivered healthy babies.

**Nursing Mothers:** It is not known whether this drug is excreted in human milk. Because many drugs are excreted in human milk, treating a nursing woman with COPAXONE<sup>®</sup> should only be considered after careful risk/benefit assessment and be used with caution.

**Use in Children:** The safety and effectiveness of COPAXONE<sup>®</sup> have not been established in individuals below 18 years of age.

**Use in the Elderly:** COPAXONE<sup>®</sup> has not been studied in the elderly (>65 years old).

**Use in Patients with Impaired Renal Function:** The pharmacokinetics of COPAXONE<sup>®</sup> in patients with impaired renal function have not been determined.

### ADVERSE REACTIONS

In the pre-marketing clinical trials, approximately 900 individuals have received at least one dose of COPAXONE<sup>®</sup> (glatiramer acetate for injection) in controlled and uncontrolled clinical trials. Total patient exposure to COPAXONE<sup>®</sup> in clinical trials ranged from 6 months (693 patients) to 2 years (306 patients), and to over 7 years (69 patients) at a daily dose of 20 mg.

In controlled clinical trials, the most commonly observed adverse events associated with the use of COPAXONE<sup>®</sup> which occurred at a higher frequency than in placebo treated patients were: injection site reactions, vasodilation, chest pain, asthenia, infection, pain, nausea, arthralgia, anxiety and hypertension.

Of a total of 844 patients who could be evaluated for safety, approximately 8% discontinued treatment due to an adverse event. The adverse events most commonly associated with discontinuation were: injection site reaction (6.5%), vasodilation, unintended pregnancy, depression, dyspnea, urticaria, tachycardia, dizziness and tremor. Treatment discontinuation due to a serious adverse event considered by investigators to be related to COPAXONE<sup>®</sup> treatment included a case of life-threatening serum sickness.

**Immediate Post-Injection Reaction:** Approximately 10% of Multiple Sclerosis patients exposed to COPAXONE<sup>®</sup> in pre-marketing studies reported a post-injection reaction immediately following subcutaneous injection of COPAXONE<sup>®</sup>. Symptoms experienced could include flushing, chest pain, palpitations, anxiety, dyspnea, constriction of the throat and urticaria. These symptoms were invariably transient, self-limited, did not require specific treatment and in general, arose several months after initiation of treatment, although they may occur earlier in the course of treatment. A given patient may experience one or several episodes of these symptoms during treatment with COPAXONE<sup>®</sup>. Whether these episodes are mediated by an immunologic or non-immunologic mechanism, and whether several similar episodes seen in a given patient have identical mechanisms is unknown. In fact, whether or not this constellation of symptoms actually represents a specific syndrome is unknown. During the post-marketing period, there have been reports of patients with similar symptoms who received emergency medical care (see **WARNINGS**).

**Chest Pain:** Approximately 26% of glatiramer acetate patients in the multicenter pre-marketing controlled trial (compared to 10% of placebo patients) experienced at least one episode of what was described as transient chest pain. While some of these episodes occurred in the context of the Immediate Post-Injection Reaction described above, many did not. The temporal relationship of the chest pain to an injection of glatiramer acetate was not always known, although the pain was transient (usually lasting only a few minutes), often unassociated with other symptoms, and appeared to have no important clinical sequelae. Some patients experienced more than one such episode, and episodes usually began at least 1 month after the initiation of treatment. The pathogenesis of this symptom is unknown. There has been only one episode of chest pain during which a full ECG was performed; the ECG showed no evidence of ischemia. Patients in clinical trials were free of significant cardiovascular disease (New York Heart Association Class I or II); therefore, the risks associated with glatiramer acetate treatment for Multiple Sclerosis patients with comorbid cardiovascular disease are unknown (see **WARNINGS: Symptoms of Potentially Cardiac Origin**).

Table 4 lists the adverse experiences after up to 35 months of treatment (> 27-33 months: COPAXONE<sup>®</sup>, n=84; Placebo, n=75; > 33 months: COPAXONE<sup>®</sup>, n=12; Placebo, n=24) in the pre-marketing multicenter placebo-controlled study (Trial II) in relapsing-remitting Multiple Sclerosis patients that occurred at an incidence of at least 2% among patients who received COPAXONE<sup>®</sup> and at an incidence that was at least 2% more than that observed in the same trial for placebo patients regardless of their causal relationship to treatment. No laboratory adverse experiences that met these criteria were reported.

It should be noted that the figures cited in Table 4 cannot be used to predict the incidence of side effects during the course of usual medical practice, where patient characteristics and other factors differ from those that prevailed in the clinical trials. However, the cited figures do provide the prescribing physician with some basis for estimating the relative contribution of drug and non-drug factors to the adverse event incidence rate in the population studied.



**TABLE 4**  
Pre-marketing Controlled Trial in Patients with Multiple Sclerosis  
Adverse Experiences ≥ 2% Incidence and ≥ 2% Above Placebo

Adverse Experience	COPAXONE <sup>®</sup> n=125		Placebo n=126	
	n	%	n	%
<b>Body as a Whole</b>				
Injection Site Pain	83	66.4	46	36.5
Asthenia	81	64.8	78	61.9
Injection Site Erythema	73	58.4	17	13.5
Injection Site Pruritus	48	38.4	5	4.0
Flu syndrome	38	30.4	34	27.0
Injection Site Inflammation	35	28.0	9	7.1
Back pain	33	26.4	28	22.2
Chest pain	33	26.4	13	10.3
Injection Site Mass	33	26.4	10	7.9
Injection Site Induration	25	20.0	1	0.8
Injection Site Weft	19	15.2	5	4.0
Neck pain	16	12.8	9	7.1
Face Edema	11	8.8	2	1.6
Injection Site Urticaria	9	7.2	0	0
Injection Site Hemorrhage	8	6.4	4	3.2
Chills	5	4.0	1	0.8
Cyst	5	4.0	1	0.8
Injection Site Reaction	4	3.2	1	0.8
Injection Site Atrophy	3	2.4	0	0
Abscess	3	2.4	0	0
<b>Cardiovascular</b>				
Vasodilatation	34	27.2	14	11.1
Palpitation	14	11.2	6	4.8
Migraine	9	7.2	5	4.0
Syncope	8	6.4	4	3.2
<b>Digestive</b>				
Nausea	29	23.2	22	17.5
Vomiting	13	10.4	7	5.6
Anorexia	6	4.8	3	2.4
Gastroenteritis	6	4.8	2	1.6
Oral Moniliasis	3	2.4	0	0
Tooth Caries	3	2.4	0	0
<b>Hemic and Lymphatic</b>				
Lymphadenopathy	23	18.4	12	9.5
Echymosis	15	12.0	12	9.5
<b>Metabolic and Nutritional</b>				
Peripheral Edema	14	11.2	7	5.6
Weight gain	7	5.6	0	0
Edema	5	4.0	1	0.8
<b>Musculo-Skeletal</b>				
Arthralgia	31	24.8	22	17.5
<b>Nervous System</b>				
Hypertonia	44	35.2	37	29.4
Tremor	14	11.2	7	5.6
Agitation	7	5.6	4	3.2
Confusion	5	4.0	1	0.8
Nystagmus	5	4.0	2	1.6
<b>Respiratory</b>				
Rhinitis	29	23.2	26	20.6
Dyspnea	23	18.4	8	6.4
Bronchitis	18	14.4	12	9.5
<b>Skin and Appendages</b>				
Sweating	15	12.0	10	7.9
Erythema	8	6.4	4	3.2
Skin Disorder	5	4.0	2	1.6
Skin Nodule	4	3.2	1	0.8
Wart	3	2.4	0	0
<b>Special Senses</b>				
Ear Pain	15	12.0	12	9.5
Eye Disorder	8	6.4	1	0.8
<b>Urogenital System</b>				
Urinary Urgency	20	16.0	17	13.5
Vaginal Moniliasis	16	12.8	9	7.1
Dysmenorrhea	12	9.6	9	7.1
Unintended Pregnancy	4	3.2	0	0
Impotence	3	2.4	0	0

Other events which occurred in at least 2% of patients but were present at equal or greater rates in the placebo group included: *Body as a whole:* Headache, injection site ecchymosis, accidental injury, abdominal pain, allergic rhinitis and malaise. *Digestive System:* Dyspepsia, constipation, dysphagia, fecal incontinence, flatulence, nausea and vomiting, gastritis, gingivitis, periodontal abscess, and dry mouth. *Musculo-Skeletal:* Myasthenia and myalgia. *Nervous System:* Dizziness, hypesthesia, paresthesia, insomnia, depression, dyesthesia, incoordination, somnolence, abnormal gait, amnesia, emotional lability, Hermitte's sign, abnormal thinking, twitching, euphoria, and sleep disorder. *Respiratory System:* Pharyngitis, sinusitis, increased cough and laryngitis. *Skin and Appendages:* Acne, alopecia, and nail disorder. *Special Senses:* Abnormal vision, diplopia, amblyopia, eye pain, conjunctivitis, trinitus, taste perversion, and deafness. *Urogenital System:* Urinary tract infection, urinary frequency, urinary incontinence, urinary retention, dysuria, cystitis, metrorrhagia, breast pain, and vaginitis. Data on adverse events occurring in the controlled clinical trials were analyzed to evaluate gender related differences. No clinically significant differences were identified. In these clinical trials 92% of patients were Caucasian, which is representative of the population of patients with Multiple Sclerosis. In addition, the vast majority of patients treated with COPAXONE<sup>®</sup> were between the ages of 18 and 45. Consequently, inadequate data are available to perform an analysis of the incidence of adverse events related to clinically relevant age subgroups. Laboratory analyses were performed on all patients participating in the clinical program for COPAXONE<sup>®</sup>. Clinically significant changes in laboratory values for hematology, chemistry, and urinalysis were similar for both COPAXONE<sup>®</sup> and placebo groups in blinded clinical trials. No patient receiving COPAXONE<sup>®</sup> withdrew from any trial due to abnormal laboratory findings.

**Other Adverse Events Observed During All Clinical Trials**  
COPAXONE<sup>®</sup> has been administered to approximately 900 individuals during clinical trials, only some of which were placebo-controlled. During these trials, all adverse events were recorded by clinical investigators using terminology of their own choosing. To provide a meaningful estimate of the proportion of individuals having adverse events, similar types of events were grouped into a smaller number of standardized categories using COSTART II dictionary terminology. All reported events that occurred at least twice and potentially important events occurring once, are included except those already listed in the previous table, those too general to be informative, trivial events, and other events which occurred in at least 2% of treated patients and were present at equal or greater rates in the placebo group. Events are further classified within body system categories and enumerated in order of decreasing frequency using the following definitions: *Frequent* adverse events are defined as those occurring in at least 1/100 patients; *infrequent* adverse events are those occurring in 1/100 to 1/1000 patients. *Body as a whole:* Frequent: Injection site edema, injection site atrophy, abscess and injection site hypersensitivity. *Infrequent:* Injection site hematoma, injection site fibrosis, moon face, cellulitis, generalized edema, hernia, injection site abscess, serum sickness, suicide attempt, injection site hypertrophy, injection site melanosis, lipoma and photosensitivity reaction. *Cardiovascular:* Frequent: Hypertension. *Infrequent:* Hypotension, myocardial infarction, stroke, syncope, angina pectoris, chest pain, palpitation, tachycardia, and arrhythmia. *Digestive:* Frequent: Dry mouth, stomatitis, burning sensation on tongue, cheilosty, colitis, esophageal ulcer, esophagitis, gastrointestinal carcinoma, gum hemorrhage, hepatomegaly, increased appetite, melena, mouth ulceration, pancreas disorder, pancreatitis, rectal hemorrhage, tenesmus, tongue discoloration and duodenal ulcer. *Endocrine:* Frequent: Goiter, hyperthyroidism, and hypothyroidism. *Gastrointestinal:* Frequent: Bowel urgency, oral moniliasis, salivary gland enlargement, tooth caries, and ulcerative stomatitis. *Hemic and Lymphatic:* Frequent: Leukopenia, anemia, cyanosis, eosinophilia, hematemeis, lymphedema, pancytopenia, and splenomegaly. *Metabolic and Nutritional:* Frequent: Weight loss, alcohol intolerance, Cushing's syndrome, gout, abnormal healing, and xanthoma. *Musculoskeletal:* Frequent: Arthritis, muscle atrophy, bone pain, bursitis, kidney pain, muscle disorder, myopathy, osteomyelitis, tendon pain, and tenosynovitis. *Nervous System:* Frequent: Abnormal dreams, emotional lability, and stupor. *Infrequent:* Aphasia, ataxia, convulsion, circumoral paresthesia, depersonalization, hallucinations, hostility, hypokinesia, coma, concentration disorder, facial paralysis, decreased libido, manic reaction, memory impairment, myoclonus, neuralgia, paranoid reaction, paraplegia, psychotic depression and transient stupor.

*Respiratory:* Frequent: Hyperventilation, hay-fever. *Infrequent:* Asthma, pneumonia, epistaxis, hypoventilation, and voice alteration. *Skin and Appendages:* Frequent: Eczema, herpes zoster, pustular rash, skin atrophy and warts. *Infrequent:* Dry skin, skin hypertrophy, dermatitis, furunculosis, psoriasis, angioedema, contact dermatitis, erythema nodosum, fungal dermatitis, maculopapular rash, pigmentation, benign skin neoplasm, skin carcinoma, skin striae, and vesiculobullous rash. *Special Senses:* Frequent: Visual field defect. *Infrequent:* Dry eyes, otitis externa, ptosis, cataract, corneal ulcer, mydriasis, optic neuritis, photophobia, and taste loss. *Urogenital:* Frequent: Amenorrhea, hematuria, impotence, menorrhagia, suspicious Papanicolaou smear, urinary frequency and vaginal hemorrhage. *Infrequent:* Vaginitis, flank pain (kidney), abortion, breast engorgement, breast enlargement, breast pain, carcinoma cervix *in situ*, fibrocystic breast, kidney calculus, nocturia, ovarian cyst, priapism, pyelonephritis, abnormal sexual function, and urethritis.

**Adverse Events Reported Post-Marketing and Not Previously Noted in Clinical Trials**

Post-marketing experience has shown an adverse event profile similar to that presented above. Reports of adverse reactions occurring under treatment with COPAXONE<sup>®</sup> (glatiramer acetate for injection) not mentioned above, that have been received since market introduction and that may have or not have causal relationship to the drug include the following:

**Body as a whole:** Sepsis, LE syndrome, hydrocephalus, enlarged abdomen, injection site hypersensitivity, allergic reaction, anaphylactoid reaction, bacterial infection, fever, infection. **Cardiovascular:** Thrombosis, peripheral vascular disease, pericardial effusion, myocardial infarct, deep thrombophlebitis, coronary occlusion, congestive heart failure, cardiomyopathy, cardiomegaly, arrhythmia, angina pectoris, tachycardia. **Digestive:** Tongue edema, stomach ulcer, hemorrhage, liver function abnormality, liver damage, hepatitis, eructation, cirrhosis of the liver, cholelithiasis, diarrhea, gastrointestinal disorder. **Hemic and Lymphatic:** Thrombocytopenia, lymphoma-like reaction, acute leukemia. **Metabolic and Nutritional:** Hypercholesterolemia. **Musculoskeletal:** Rheumatoid arthritis, generalized spasm. **Nervous System:** Myelitis, meningitis, CNS neoplasm, cerebrovascular accident, brain edema, abnormal dreams, aphasia, convulsion, neuralgia, anxiety, foot drop, nervousness, speech disorder, vertigo. **Respiratory:** Pulmonary embolus, pleural effusion, carcinoma of lung, hay fever, laryngismus. **Skin and Appendages:** Herpes simplex, pruritis, rash, urticaria. **Special Senses:** Glaucoma, blindness, visual field defect. **Urogenital:** Urogenital neoplasm, urine abnormality, ovarian carcinoma, nephrosis, kidney failure, breast carcinoma, bladder carcinoma, urinary frequency.

**SYMPTOMS AND TREATMENT OF OVERDOSAGE**

Overdose with COPAXONE<sup>®</sup> has been reported in three patients. One patient injected four doses (80 mg total) of COPAXONE<sup>®</sup> at once. No sequelae were noted. Two other patients, a 28-year old male and a 37-year old female, were given 3 injections of 20 mg of COPAXONE<sup>®</sup> at one half hour intervals by error. Neither patient evidenced any change in blood pressure, heart rate, or temperature. Telephone follow-up several hours later produced no report of adverse experiences from either patient.

**DOSAGE AND ADMINISTRATION**

COPAXONE<sup>®</sup> should only be prescribed by (or following consultation with) clinicians who are experienced in the diagnosis and management of Multiple Sclerosis.

The recommended dose of COPAXONE<sup>®</sup> (glatiramer acetate for injection or glatiramer acetate injection) for the treatment of relapsing-remitting MS is a daily injection of 20 mg given subcutaneously.

**Instructions for Use:** To reconstitute lyophilized COPAXONE<sup>®</sup> for injection, use a sterile syringe and adapter to transfer 1.1 mL of the diluent supplied, Sterile Water for Injection, into the COPAXONE<sup>®</sup> vial. Gently swirl the vial of COPAXONE<sup>®</sup> and let stand at room temperature until the solid material is completely dissolved. Inspect the reconstituted product visually and discard or return the product to the pharmacist before use if it contains particulate matter. Use within 8 hours after reconstitution. Withdraw 1.0 mL of the solution into a sterile syringe. Remove the adapter, connect a 27-gauge needle and inject the solution subcutaneously. Sites for self-injection include arms, stomach (abdomen), buttocks, and thighs. A vial is suitable for single use only; unused portions should be discarded (see INFORMATION FOR THE PATIENT: RECONSTITUTED PRODUCT).

For the pre-filled syringe of COPAXONE<sup>®</sup>, please see the INFORMATION FOR THE PATIENT: pre-filled syringe for instructions on the preparation and injection of COPAXONE<sup>®</sup>.

**PHARMACEUTICAL INFORMATION**

**Drug Substance:**

Proper Name: Glatiramer acetate  
Chemical Name: Glatiramer acetate is the acetate salt of synthetic polypeptides.  
Description: Glatiramer acetate is prepared by chemically reacting the activated derivatives of four amino acids: L-glutamic acid (L-Glu), L-alanine (L-Ala), L-tyrosine (L-Tyr), and L-lysine (L-Lys) in a specified ratio. The molar fraction of each amino acid residue ranges as follows: L-Glu 0.129-0.153, L-Ala 0.392-0.462, L-Tyr 0.086-0.100 and L-Lys 0.300-0.374.

Structural Formula: Poly(L-Glu)<sup>12.9-15.3</sup>, L-Ala<sup>39.2-46.2</sup>, L-Tyr<sup>8.6-10.0</sup>, L-Lys<sup>30.0-37.4</sup> nCH<sub>2</sub>CO<sub>2</sub>H (n=15-24)  
Molecular Weight: The average molecular weight of the polypeptide is between 4,700 and 11,000 daltons, with at least 68 percent of the material within the range of 2,500 to 22,500 daltons.

Physical Form: White to slightly yellowish lyophilized material.  
Solubility: Sparingly soluble in water, insoluble in acetone.

pH: The pH of a 0.5% w/v solution of glatiramer acetate in water is in the range of 5.5-8.0.

**Composition:** COPAXONE<sup>®</sup> (glatiramer acetate for injection) is a sterile, lyophilized drug product, intended for subcutaneous injection following reconstitution with Sterile Water for Injection. Each vial of lyophilized drug product contains 20 mg glatiramer acetate, plus a 2 mg overage to allow for losses in reconstitution and transfer, and 40 mg mannitol. Each vial of Sterile Water for Injection contains 1.1 mL of Sterile Water for Injection plus a 0.35 mL overage to allow for losses in reconstitution and transfer.

COPAXONE<sup>®</sup> (glatiramer acetate injection) is a single-use 20 mg/1.0 mL pre-filled syringe containing a sterile solution equivalent with the COPAXONE<sup>®</sup> reconstituted solution (i.e., 20 mg/mL glatiramer acetate and 40 mg mannitol in sterile water for injection).

**Stability and Storage Recommendations:** Vials of lyophilized COPAXONE<sup>®</sup> should be stored under refrigeration (2° - 8°C). COPAXONE<sup>®</sup> may also be stored at room temperature (15° - 30°C) for up to 14 days. The vials of diluent (Sterile Water for Injection) should be stored at room temperature.

**The pre-filled syringes of COPAXONE<sup>®</sup> should be refrigerated immediately upon receipt (between 2°-8° C). DO NOT FREEZE.** If you cannot have refrigerator storage, pre-filled syringes of COPAXONE<sup>®</sup> can be stored at room temperature (15° - 30°C) for up to one week. Do not store pre-filled syringes at room temperature for longer than one week. Note: this drug is light sensitive, do not expose to light when not injecting. Each pre-filled syringe is for single use only.

**Reconstituted Solutions:** To reconstitute lyophilized COPAXONE<sup>®</sup> prior to injection, use a sterile syringe and adapter to transfer the diluent supplied, Sterile Water for Injection, into the COPAXONE<sup>®</sup> vial. Gently swirl the vial of COPAXONE<sup>®</sup> and let stand at room temperature until the solid material is completely dissolved. Inspect the reconstituted product visually and discard or return the product to the pharmacist if it contains particulate matter. Soon after the product is completely dissolved, withdraw 1.0 mL of the solution into a sterile syringe. Remove the adapter, connect a 27-gauge needle and inject the solution subcutaneously. A vial is suitable for single use only; unused portions should be discarded. The reconstituted solution should not be left longer than 8 hours at room temperature.

**Parenteral Products:** COPAXONE<sup>®</sup> should be reconstituted only with the provided diluent, Sterile Water for Injection.

Vial Size	Volume of Diluent to be Added	Volume to be Injected	Nominal Concentration per mL
2 mL	1.1 mL	1.0 mL	20 mg

**AVAILABILITY OF DOSAGE FORMS**

COPAXONE<sup>®</sup> (glatiramer acetate for injection) is supplied as a 20 mg dose of sterile lyophilized glatiramer acetate with mannitol, packaged in single use 2 mL amber vials. A separate vial, containing 1.1 mL of diluent (Sterile Water for Injection) plus 0.35 mL of overage of diluent is included in the Self Injection Administration Package for each vial of drug. COPAXONE<sup>®</sup> (glatiramer acetate for injection) is available in packs of 32 amber vials of sterile lyophilized material for subcutaneous injection. The diluent (Sterile Water for Injection) for COPAXONE<sup>®</sup> is supplied in packs of 32 clear vials and is located in the Self Injection Administration Package.

COPAXONE<sup>®</sup> (glatiramer acetate injection) is a single-use 20 mg/1.0 mL pre-filled syringe containing a sterile solution equivalent with the COPAXONE<sup>®</sup> reconstituted solution (i.e., 20 mg/mL glatiramer acetate and 40 mg mannitol in sterile water for injection). COPAXONE<sup>®</sup> (glatiramer acetate injection) is available in packs of 30 single-use 20 mg/1.0 mL pre-filled glass syringes with 33 alcohol preps (swabs).

**REFERENCES**

- Beeton Dickinson. Prefilled Syringes: Market Research and End-Users' Perceptions. 1998.
- Erch and Lavidge Marketing Research Firm. Copaxone Time and Motion Study. Conventional Reconstitution vs. Pre-Filled Syringe. Jan 2002.
- Johnson KP, Brooks BR, Cohen JA et al. Copolymer 1 reduces relapse rate and improves disability in relapsing-remitting multiple sclerosis: Results of a phase III multicenter, double-blind, placebo-controlled trial. *Neurology* 1995;45:1268-1276.
4. Bornstein MB, Miller A, Slagle S et al. A pilot trial of Cop 1 in exacerbating-relapsing multiple sclerosis. *New Engl J Med* 1987;317:408-414.
5. Khan O, Tselis A, Kamholz J et al. A prospective, open-label treatment trial to compare the effect of IFN β-1a (Avonex<sup>®</sup>), IFN β-1b (Betaseron<sup>®</sup>), and glatiramer acetate (COPAXONE<sup>®</sup>) on the relapse rate in relapsing-remitting multiple sclerosis: results after 18 months of therapy. *Multiple Sclerosis* 2001;7:349-353.
6. Miller A, Shapiro S, Gerstein R et al. Treatment of multiple sclerosis with Copolymer-1 (COPAXONE<sup>®</sup>): Implicating mechanisms of Th1 to Th2/Th3 immune deviation. *J Neuroimmunol* 1998;92:113-121.
7. Comi G, Filippi M, Wolinsky JS and the European/Canadian Glatiramer Acetate Study Group. European/Canadian Multicenter, Double-Blind, Randomized, Placebo-Controlled Study of the Effects of Glatiramer Acetate on Magnetic Resonance Imaging-Measured Disease Activity and Burden in Patients with Relapsing Multiple Sclerosis. *Ann Neurol* 2001;49:290-297.
8. COPAXONE<sup>®</sup> (glatiramer acetate) Product Monograph, Teva Neuroscience.

Product monograph available upon request.



Teva Neuroscience  
999 de Maisonneuve West, Suite 550  
Montreal, Quebec H3A 3L4





# EXELON<sup>\*</sup>

(rivastigmine)

(Rivastigmine as the Hydrogen Tartrate Salt)

Capsules - 1.5 mg, 3 mg, 4.5 mg, 6 mg

**PHARMACOLOGICAL CLASSIFICATION**

Cholinesterase Inhibitor

**ACTIONS AND CLINICAL PHARMACOLOGY**

Pathological changes in Dementia of the Alzheimer type involve cholinergic neuronal pathways that project from the basal forebrain to the cerebral cortex and hippocampus. A decrease in the function of these cholinergic pathways has been proposed to account for some of the clinical manifestations of dementia. Rivastigmine, a reversible cholinesterase inhibitor of the carbamate-type, is thought to enhance cholinergic neurotransmission by slowing the degradation of acetylcholine released by cholinergic neurons through the inhibition of acetylcholinesterase. If this proposed mechanism of action is correct, rivastigmine's effect may lessen as the disease process advances and fewer cholinergic neurons remain functionally intact. There is no evidence that rivastigmine alters the course of the underlying dementing process.

**Clinical Pharmacokinetics**

**Absorption:** Rivastigmine is well absorbed and peak plasma concentrations ( $C_{max}$ ) are reached in approximately 1 hour. A doubling of the dose within the recommended dose range yields an increase in bioavailability by approximately 3 times the expected increase indicating non-linear pharmacokinetics. The estimated absolute bioavailability for a 3 mg dose in healthy young patients is low (<35%). The elimination half-life ( $t_{1/2}$ ) of rivastigmine is about 1 to 2 hours in both the young and elderly. Plasma clearance is dose dependent and is approximately 1 l/h/kg at 3 mg in healthy young subjects. In healthy elderly male patients, plasma rivastigmine levels are approximately 30% higher than that noted in young subjects (see **CLINICAL PHARMACOKINETICS: Age**). When administered with food to healthy young subjects the absorption ( $T_{max}$ ) of rivastigmine was delayed by 90 min, and  $C_{max}$  was lowered while the  $AUC_{0-\infty}$  was increased by approximately 25%.

**Distribution:** Rivastigmine is approximately 40% bound to plasma proteins over a concentration range of 1-400 ng/mL. Rivastigmine distributes equally between blood and plasma with a blood-to-plasma partition ratio of 0.9 at concentrations which cover the therapeutic range (1-400 ng/mL). The apparent volume of distribution is  $5 \pm 3$  L/kg. Rivastigmine can be detected in the CSF, reaching peak concentrations in 1-4 hours. Mean  $AUC_{0-12h}$  ratio of CSF/plasma averaged  $40 \pm 0.5\%$  following 1-6 mg bid doses.

**Metabolism:** Rivastigmine is subject to first pass clearance and is rapidly and extensively metabolised, primarily via esterase-, including acetylcholinesterase-, mediated hydrolysis to a decarbamylated phenolic metabolite. *In vitro* preclinical studies suggest that the decarbamylated phenolic metabolite has approximately 10% the activity of the parent compound. The plasma half-life of the decarbamylated phenolic metabolite ranges from 2.5 to 4 hours. Additional metabolites include a sulphate conjugate, a demethylated sulfate conjugate and several unidentified minor metabolites. The pharmacokinetics of rivastigmine in patients with butyrylcholinesterase enzyme deficiency are unknown (see **PRECAUTIONS: Rivastigmine in patients with butyrylcholinesterase enzyme deficiency**).

**Genetic Polymorphism:** Evidence from *in vitro* studies suggest that the major cytochrome P450 isozymes are minimally involved in rivastigmine metabolism (see **PRECAUTIONS: Drug-Drug Interactions**). Rivastigmine inhibits acetylcholinesterase (AChE) and butyrylcholinesterase (BChE) activity. In patients with Alzheimer Disease significant dose-dependent inhibition of AChE and BChE activity were noted in cerebrospinal fluid, with comparable maximum mean inhibition (62%). In plasma, significant inhibition of BChE activity is generally observed from 1.5 hours post-dose up to 8 hours post-dose, with a maximum observed inhibition of 51% at 5 mg b.i.d. Rivastigmine may therefore inhibit the butyrylcholinesterase mediated metabolism of other drugs (see **PRECAUTIONS: Drug-Drug Interactions**).

**Excretion:** Unchanged rivastigmine is not found in the urine; renal excretion is the major route of elimination of the metabolites. Following administration of a single 1 mg or 2.5 mg dose of <sup>14</sup>C-labelled rivastigmine, excretion of radioactivity in the urine (expressed as a percent of the administered dose) is over 90% within 24 hours. Approximately 7% of the decarbamylated phenolic metabolite is found in the urine. The sulfate conjugates account for about 40% of the dose. Less than 1% of the administered dose is excreted in the faeces. The accumulation potential of rivastigmine and its decarbamylated phenolic metabolite in patients with Alzheimer Disease has not been systematically studied however, population pharmacokinetic analyses suggest that no accumulation is expected.

**Renal:** In a single-dose study of 8 subjects with moderate renal impairment (GFR = 10-50 mL/min) mean peak plasma concentrations of rivastigmine were increased by almost 2.5 fold and overall plasma levels (AUC) of the decarbamylated phenolic metabolite were increased by approximately 50% compared to levels in age, weight, and gender matched control subjects. In this same study, patients with severe renal impairment (GFR <10 mL/min, n = 8) showed no difference in rivastigmine blood levels compared to controls. The reason for this discrepancy is unclear. The safety and efficacy of rivastigmine in Alzheimer Disease patients with renal impairment have not been studied (see **PRECAUTIONS: Renal Impairment**).

**Hepatic:** In a single dose study of 10 subjects with biopsy proven liver impairment (Child-Pugh score of 5-12), plasma concentrations of rivastigmine were increased, while that of the decarbamylated phenolic metabolite were decreased by about 60% compared to an age, weight and gender matched control group. The safety and efficacy of rivastigmine in Alzheimer Disease patients with hepatic impairment have not been studied (see **PRECAUTIONS: Hepatic Impairment**).

**Age:** In a study in which the effect of age on the pharmacokinetics of rivastigmine was assessed, 24 healthy male elderly (age range: 61-71 years) and 24 healthy young patients (age range: 19-40 years) received 1.0 mg or 2.5 mg single oral doses of rivastigmine under fasted conditions. Plasma concentrations of rivastigmine exhibited a wider range of values and tended to be higher in the elderly as compared to young subjects after the 1 mg dose. This difference was more pronounced with the higher dose (2.5 mg) at which rivastigmine plasma concentrations were 30% greater in the elderly than in young subjects. Plasma levels of the decarbamylated phenolic metabolite were not substantially affected by age.

**Gender and Race:** No specific pharmacokinetic study was conducted to investigate the effect of gender and race on the disposition of rivastigmine. However, retrospective pharmacokinetic analyses suggest that gender and race (Blacks, Oriental, and Caucasians) will not affect the clearance of rivastigmine.

**Nicotine Use:** Population PK analysis showed that nicotine use increases the oral clearance of rivastigmine by 23% (Smokers: n = 75; Nonsmokers: n = 549).

**Clinical Trial Data:** Efficacy data for rivastigmine in the symptomatic treatment of patients with mild to moderate dementia of the Alzheimer type (diagnosed by DSM-IV and NINCDS criteria, Mini-Mental State Examination  $\geq 10$  and  $\leq 26$ ) were derived from four clinical trials. These studies were randomized, double-blind, and placebo controlled. The mean age of patients was 73 years (range: 41 to 95). Approximately 59% of the patients were women and 41% were men, while the racial distribution was: 87% Caucasian, 4% Black and 9% Other. In these clinical studies, the effectiveness of rivastigmine was evaluated using the following criteria: for primary efficacy two measures were used, (1) the cognitive subscale of the Alzheimer Disease Assessment Scale (ADAS-Cog), a widely used and well validated multi-item instrument which samples cognitive domains affected by the disease and (2) the CIBIC-Plus (Clinician Interview Based Impression of Change that required caregiver information). The CIBIC-Plus evaluates four major areas of functioning: general, cognition, behaviour and activities of daily living. As a secondary efficacy measure, the Progressive Deterioration Scale (PDS) was used. The PDS is a caregiver-rated evaluation which yields a compound score derived from a visual analogue scale of 29 items concerning participation in activities of daily living. Results for two of these studies, in which a flexible maintenance-dose regimen was used, are presented here. The data shown below were obtained from the Intent-to-Treat population (ITT analysis, i.e., All patients who were randomized to treatment, regardless of whether or not they were able to complete the study. For patients unable to complete the study, their last observation while on treatment was carried forward and used at endpoint).

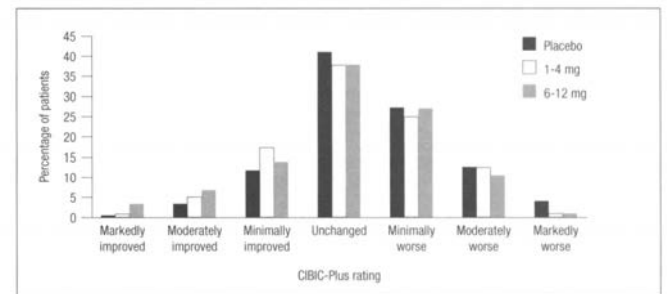
**Study I (B352, USA, 26 week trial)**

This trial was of 26 weeks duration and was conducted in the USA. The study was subdivided into two phases, a forced titration phase, which could last up to 12 weeks, followed by a 14 week maintenance flexible-dose phase. A total of 699 patients were randomized to a 1-4 mg daily dose (n = 233) or a 6-12 mg daily dose (n = 231) of rivastigmine or placebo (n = 235) to be taken with food in two divided doses. Patients in the active treatment groups must have been able to tolerate the minimum dose in their assigned group (i.e. 0.5 mg bid or 3 mg bid) by titration Week 7 or they were discontinued. The dose escalation rate for the 1-4 mg/day group was: Starting dose 0.5 mg bid with 0.5 mg bid increases every one or two weeks according to tolerability. The dose escalation rate for the 6-12 mg/day group was: Starting dose 1 mg bid increased to 1.5 mg bid after 3 days. Subsequent dose increases were at 0.5 mg bid or 0.75 mg bid every one or two weeks according to patient tolerability. The baseline mean Mini Mental State Exam (MMSE) score of patients was 19.7 and the mean score on the Global Deterioration Scale (GDS) was 4.0.

**Effects on ADAS-cog:** At baseline, mean ADAS-cog scores (mean  $\pm$  SE) were for the placebo group:  $21.74 \pm 0.74$  units; for the 1-4 mg/day group:  $22.38 \pm 0.75$  units and for the 6-12 mg/day group:  $22.31 \pm 0.75$  units. At the first measurement of efficacy (Week 12) mean ADAS-cog change scores from placebo (mean  $\pm$  standard error) were:  $0.82 \pm 0.52$  units for the 1-4 mg/day group and  $3.24 \pm 0.54$  units for the 6-12 mg/day dose groups. Differences from placebo were statistically significantly different only for the 6-12 mg/day group. At Week 18, mean change scores from placebo were significant for both rivastigmine dose groups (1-4 mg/day:  $1.67 \pm 0.54$  units; 6-12 mg/day:  $3.83 \pm 0.57$  units). Both rivastigmine treated groups also showed significant differences from placebo in ADAS-cog mean change scores at Week 26: (1-4 mg/day:  $1.66 \pm 0.57$  units; 6-12 mg/day:  $4.32 \pm 0.60$  units). A greater treatment effect size is noted for the 6-12 mg/day treatment. At the end of the 26-week treatment period, either no evidence of deterioration or an improvement was observed in 27% of the placebo group, 35% (1-4 mg/day) and 51% (6-12 mg/day) in the rivastigmine groups. The difference between the 6-12 mg/day group and the placebo group was statistically significant. A 4-point improvement in ADAS-cog score from baseline was observed in 6% of placebo patients, 12% (1-4 mg/day) and 23% (6-12 mg/day) of rivastigmine treated patients at the end of the 26 week period. Statistical significance from placebo for this categorical measure was noted for both the 1-4 mg/day and 6-12 mg/day group.

**Effects on CIBIC-Plus:** At Week 26 the mean drug-placebo differences were  $0.22 \pm 0.11$  units for the 1-4 mg/day group and  $0.36 \pm 0.12$  units for the 6-12 mg/day group. Differences from placebo were statistically significant, however, there was no statistically significant difference between the two active treatments. A histogram of the frequency distribution of CIBIC-Plus scores achieved at Week 26 by patients assigned to each of the three treatment groups is shown in Figure 1.

**Figure 1: Frequency distribution of CIBIC-Plus scores at week 26**



**Effects on PDS:** The progressive deterioration scale was used as a secondary efficacy measure. At baseline, mean PDS scores (mean  $\pm$  SE) were for the placebo group:  $53.7 \pm 1.2$  units; for the 1-4 mg/day group:  $54.7 \pm 1.2$  units; for the 6-12 mg/day group:  $52.0 \pm 1.2$  units. At Week 26, the placebo group declined an average of  $5.2 \pm 0.7$  units, the 1-4 mg/day group declined  $5.3 \pm 0.7$  units and the 6-12 mg/day group deteriorated minimally ( $1.0 \pm 0.8$  units). The difference between the 6-12 mg/day group and the placebo group was statistically significant.

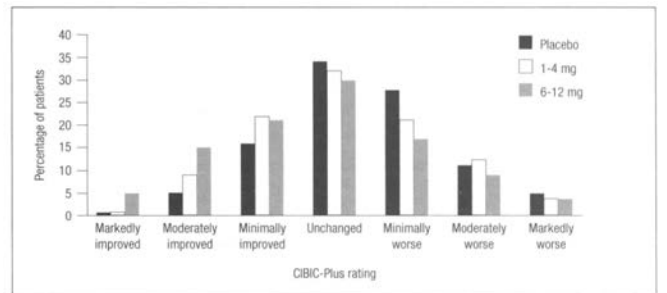
**Study II (B303, Multinational, 26 week trial)**

This trial of 26 weeks duration was a multinational study (Austria, Canada, France, Germany, Switzerland and USA). A total of 725 patients were randomized into three different treatment arms: Placebo: n = 239; 1-4 mg/day rivastigmine: n = 243; 6-12 mg/day rivastigmine: n = 243. As in Study I, this trial was comprised of two phases, a forced titration phase, which could last up to 12 weeks, followed by a maintenance flexible-dose phase. Patients in the active treatment groups must have been able to tolerate the minimum dose in their assigned group (i.e. 0.5 mg bid or 3 mg bid) by titration Week 7 or they were discontinued. The baseline mean Mini Mental State Exam (MMSE) score was 20 and the mean score on the Global Deterioration Scale (GDS) was 4.0.

**Effects on ADAS-cog:** At baseline, mean ADAS-cog scores (mean  $\pm$  SE) were for the placebo group:  $23.29 \pm 0.75$  units; for the 1-4 mg/day group:  $23.87 \pm 0.76$  units and for the 6-12 mg/day group:  $23.57 \pm 0.77$  units. At the first measurement of efficacy (Week 12) the difference in mean ADAS-cog change scores (mean  $\pm$  standard error) for rivastigmine treated patients compared to placebo treated patients for the intent-to-treat (ITT) population were for the 1-4 mg/day group:  $0.19 \pm 0.55$  units and for the 6-12 mg/day group:  $1.71 \pm 0.57$  units. Only the difference between the 6-12 mg/day group and placebo was significant at this time point. At Weeks 18 and 26 mean ADAS-cog change scores from placebo were for the 1-4 mg/day group:  $0.57 \pm 0.59$  (Week 18);  $0.22 \pm 0.67$  units (Week 26) and for the 6-12 mg/day group:  $1.77 \pm 0.60$  units (Week 18);  $2.29 \pm 0.69$  units (Week 26). As for Week 12, only the difference between the 6-12 mg/day group and placebo was statistically significant. At the end of the 26-week treatment period, either no evidence of deterioration or an improvement was observed in 40% of the placebo group, 45% (1-4 mg/day) and 52% (6-12 mg/day) in the rivastigmine groups. A 4-point improvement in ADAS-cog score from baseline was observed in 18% of patients who received placebo, 16% (1-4 mg/day) and 27% (6-12 mg/day) of rivastigmine treated patients at Week 26. Differences between rivastigmine (6-12 mg/day) and placebo treated groups were significant for both categorical measures.

**Effects on CIBIC-Plus:** At Week 26 the mean drug-placebo differences were  $0.15 \pm 0.14$  units for the 1-4 mg/day group and  $0.44 \pm 0.15$  units for the 6-12 mg/day group. Differences from placebo were statistically significant only for the 6-12 mg/day dose group. A histogram of the frequency distribution of CIBIC-Plus scores achieved at Week 26 by patients assigned to each of the three treatment groups is shown in Figure 2.

**Figure 2: Frequency distribution of CIBIC-Plus scores at week 26**





**Effects on PDS:** The progressive deterioration scale was used as a secondary efficacy measure. At baseline, mean PDS scores (mean ± SE) were for the placebo group: 54.8 ± 1.3 units; for the 1-4 mg/day group: 53.8 ± 1.3 units; for the 6-12 mg/day group: 55.2 ± 1.2 units. At Week 26, while the placebo group declined an average of 2.2 ± 0.9 units and the 1-4 mg/day group deteriorated by 3.3 ± 0.9 units, the 6-12 mg/day group improved by 0.5 ± 1.0 units, which was a statistically significant difference. The 6-12 mg/day group was statistically significantly superior to placebo as well as the lower dose range. Data from these controlled clinical trials suggest that rivastigmine doses between 6-12 mg/day are more likely to result in beneficial symptomatic effects.

**INDICATIONS AND CLINICAL USE**

EXELON (rivastigmine as the hydrogen tartrate salt) is indicated for the symptomatic treatment of patients with mild to moderate dementia of the Alzheimer type. EXELON has not been studied in controlled clinical trials for longer than 6 months. EXELON capsules should only be prescribed by (or following consultation with) clinicians who are experienced in the diagnosis and management of Alzheimer Disease.

**CONTRAINDICATIONS**

EXELON (rivastigmine as the hydrogen tartrate salt) is contraindicated in patients with known hypersensitivity to rivastigmine, other carbamate derivatives or other components of the formulation.

**WARNINGS**

**Anesthesia:** EXELON (rivastigmine as the hydrogen tartrate salt) as a cholinesterase inhibitor, is likely to exaggerate succinylcholine-type muscle relaxation during anesthesia.

**Neurological Conditions:** Seizures: In placebo controlled clinical trials with EXELON cases of seizures were reported. Cholinomimetics are believed to have some potential to cause generalized convulsions. However, seizure activity also may be a manifestation of Alzheimer Disease. The risk/benefit of EXELON treatment for patients with a history of seizure disorder must therefore be carefully evaluated. EXELON has not been studied in patients with moderately severe or severe Alzheimer Disease, non-Alzheimer dementias or individuals with Parkinsonian features. The efficacy and safety of EXELON in these patient populations is unknown.

**Pulmonary Conditions:** Like other cholinomimetic drugs, EXELON should be used with care in patients with a history of asthma or obstructive pulmonary disease. No experience is available in treating patients with these conditions.

**Cardiovascular Conditions:** Because of their pharmacological action, cholinomimetics may have vagotonic effects on heart rate (e.g., bradycardia). The potential for this action may be particularly important to patients with "sick sinus syndrome" or other supraventricular cardiac conduction conditions. In clinical trials patients with serious cardiovascular disease were excluded. Caution should therefore be exercised in treating patients with active coronary artery disease or congestive heart failure. Syncopal episodes have been reported in association with the use of EXELON. It is recommended that EXELON not be used in patients with cardiac conduction abnormalities (except for right bundle branch block) including "sick sinus syndrome" and those with unexplained syncopal episodes.

**Gastrointestinal Conditions:** Through their primary action, cholinesterase inhibitors may be expected to increase gastric acid secretion due to increased cholinergic activity. Therefore, patients should be monitored for symptoms of active or occult gastrointestinal bleeding, especially those at increased risk for developing ulcers, e.g., those with a history of ulcer disease or those receiving concurrent nonsteroidal anti-inflammatory drugs (NSAIDs). In controlled clinical studies with EXELON, patients with a past history (last 2 years) of peptic ulceration and chronic diseases of the gastrointestinal tract were excluded. In the trial population who received EXELON there was no significant increase, relative to placebo, in the incidence of peptic ulcer disease. The incidence of GI hemorrhage, in controlled clinical trials was <1% (n = 6/1923) for EXELON and 0% (n = 0/868) for placebo. EXELON, as a predictable consequence of its pharmacological properties, has been shown to produce nausea, vomiting and diarrhea. These effects appear more frequently at higher doses (see ADVERSE REACTIONS section), with nausea and vomiting being more prevalent in women. Females are more sensitive to the cholinergic adverse effects associated with cholinesterase inhibitors and in general are more likely to experience nausea and vomiting than are males. In most cases these effects were of mild to moderate intensity and transient, and they resolved during continued EXELON treatment or upon treatment discontinuation.

**Weight Loss:** Cholinesterase inhibitors as well as Alzheimer Disease can be associated with significant weight loss. In controlled clinical trials the use of EXELON was associated with weight loss. Women exposed to doses of EXELON at the higher end of the therapeutic range (6-12 mg/day) were at greater risk for weight loss. Approximately 24% of women on 6-12 mg/day doses of EXELON had weight loss of equal to or greater than 7% of their baseline weight compared to 6% on placebo. For males, 16% (6-12 mg/day) experienced a similar degree of weight loss compared to 4% on placebo. Where weight loss may be of clinical concern, body weight should be monitored.

**Genitourinary:** Although not reported in clinical trials of EXELON, cholinomimetics may cause bladder spasm.

**PRECAUTIONS**

**Concomitant use with other drugs:**

**Use with Anticholinergics:** Because of their mechanism of action, cholinesterase inhibitors have the potential to interfere with the activity of anticholinergic medications. **Use with Cholinomimetics and Other Cholinesterase Inhibitors:** A synergistic effect may be expected when cholinesterase inhibitors are given concurrently with succinylcholine, similar neuromuscular blocking agents or cholinergic agonists such as bethanechol. **Use with other Psychoactive Drugs:** In controlled clinical trials with EXELON few patients received neuroleptics, antidepressants or anticonvulsants, there is thus limited information concerning the interaction of EXELON with these drugs.

**Use in patients > 85 years old:** In controlled clinical studies, the number of patients over 85 years old who received EXELON in the therapeutic dose range of 6-12 mg/day was 68. Of these patients, 12 received high doses of EXELON (>9 or ≤12 mg/day). The safety of EXELON in this patient population has not been adequately characterized. In Alzheimer Disease patients in controlled clinical trials, nausea, diarrhea, vomiting, dizziness, anorexia, fatigue, dyspepsia and weakness increased with dose. Dose escalation in patients >85 years old should thus proceed with caution (see **DOSAGE AND ADMINISTRATION: Special Populations**).

**Use in elderly patients with serious comorbid disease:** There is limited information on the safety of EXELON treatment in patients with mild to moderate Alzheimer Disease and serious comorbidity. The use of EXELON in Alzheimer Disease patients with chronic illnesses common among the geriatric population, should be considered only after careful risk/benefit assessment and include close monitoring for adverse events. Dose escalation in this patient population should proceed with caution (see **DOSAGE AND ADMINISTRATION: Special Populations**).

**Renally and Hepatically Impaired Patients:** There is limited information on the pharmacokinetics of EXELON in renally and hepatically impaired patients (see Clinical Pharmacokinetics and Metabolism section). It is therefore recommended that dose escalation with rivastigmine in renally or hepatically impaired patients with Alzheimer Disease be undertaken with caution and under conditions of close monitoring for adverse effects (see **DOSAGE AND ADMINISTRATION: Special Populations**).

**Genetic Polymorphism:** The effect of genetic polymorphism of butyrylcholinesterase enzyme on rivastigmine metabolism is unknown.

**Drug-Drug Interactions**

Studies to assess the potential of EXELON for interaction with digoxin, warfarin, diazepam or fluoxetine were limited to short term, single-dose studies in young healthy volunteers. No significant effects on the pharmacokinetics of these drugs or on the metabolism of rivastigmine were observed. Similar studies in elderly patients were not done.

**Effect of EXELON on the Metabolism of Other Drugs:** Rivastigmine is mainly metabolised through hydrolysis by esterases. No *in vivo* studies have investigated the effects of EXELON on the clearance of drugs metabolised by CYP450. Based on *in vitro* studies, no pharmacokinetic drug interactions with drugs metabolised by the following isoenzyme systems are expected: CYP1A2, CYP2D6, CYP3A4/5, CYP2E1, CYP2C9, CYP2C8, or CYP2C19. Rivastigmine may inhibit the butyrylcholinesterase mediated metabolism of other drugs (see **ACTIONS AND CLINICAL PHARMACOLOGY: Clinical Pharmacokinetics: Metabolism**).

**Effect of Other Drugs on the Metabolism of EXELON:** Drugs which induce or inhibit CYP450 metabolism are not expected to alter the metabolism of rivastigmine. Formal pharmacokinetic studies to assess the potential for drug interaction with other medications commonly taken by the elderly were not done.

Population-pharmacokinetic analyses of a subset (n = 359; 6-12mg/day) of patients with Alzheimer Disease in controlled clinical trials do not suggest that the administration of EXELON with some commonly prescribed medications is associated with an alteration in the kinetics of rivastigmine, or an increased risk of clinically relevant untoward effects. However, the number of patients who received concomitant medications chronically was as follows: anilides (e.g. acetaminophen) (10%), antacids (12%), antianginals (6%), antihistamines (2%), antihypertensives (12%), benzodiazepines (<1%), β-blockers (7%), calcium channel blockers (12%), digitalis glycosides (5%), non-steroidal anti-inflammatory drugs (13%), oral hypoglycemics (3%), and salicylic acid and derivatives (28%).

**Pregnancy**

The safety of EXELON in pregnant women has not been established. EXELON should not be used in women of childbearing potential unless, in the opinion of the physician, the potential benefit to the patient justifies the potential risk to the fetus.

**Nursing Mothers**

It is not known whether EXELON is excreted into human milk, and therefore EXELON should not be used in nursing mothers.

**Pediatric Use**

The safety and effectiveness of EXELON in any illness occurring in pediatric patients have not been established.

**ADVERSE REACTIONS**

A total of 1923 patients with mild to moderate Alzheimer Disease were treated in controlled clinical studies with EXELON. Of these patients, 1417 (74%) completed the studies. The mean duration of treatment for all EXELON groups was 154 days (range 1-255 days).

**Adverse Events Leading to Discontinuation**

Overall, 18% (340/1923) of patients treated with EXELON discontinued from Phase III controlled clinical trials due to adverse events compared to 9% (75/868) in the placebo group. During the titration phases of controlled clinical trials the incidence of discontinuations due to adverse events was 5% for placebo, 5% for EXELON 1-4 mg/day and 21% for EXELON 6-12 mg/day. During the maintenance phases, 3% of patients who received placebo, 3% of patients who received 1-4 mg/day EXELON and 6% of patients who received EXELON 6-12 mg/day withdrew from studies due to adverse events. Female patients treated with EXELON were approximately twice as likely to discontinue study participation due to adverse events than were male patients (Females: 21%; Males: 12%). The most common adverse events leading to discontinuation, defined as those occurring in at least 2% of patients and at twice the incidence seen in placebo patients, are shown in Table 1.

**Table 1. Most frequent adverse events (≥2% and twice the rate in the placebo group) leading to withdrawal from randomized placebo controlled clinical trials B351, B352, and B303 during titration and maintenance phases\***

	Titration phase (weeks 1-12)			Maintenance phase (weeks 13-26)		
	Placebo n=646	1-4 mg/day n=644	6-12 mg/day n=824	Placebo n=588	1-4 mg/day n=587	6-12 mg/day n=601
All events	5%	5%	21%	3%	3%	6%
Nausea	1%	1%	10%	0%	<1%	1%
Vomiting	0%	<1%	5%	0%	<1%	2%
Anorexia	0%	<1%	3%	<1%	<1%	<1%
Dizziness	<1%	<1%	3%	<1%	0%	1%
Abdominal pain	<1%	<1%	2%	<1%	<1%	<1%
Asthenia	0%	0%	2%	0%	0%	<1%
Fatigue	<1%	<1%	2%	0%	0%	<1%

\*All patients who received at least one dose of study medication were included in the results for the titration phase. All patients who entered the maintenance phase were represented in the results for the maintenance phase.

Titration and maintenance dosing should remain flexible and be adjusted according to individual needs.

**Most Frequent Adverse Clinical Events Seen in Association with the Use of EXELON**

The most common adverse events, defined as those occurring at a frequency of at least 5% and twice the placebo rate, are largely predicted by EXELON's cholinomimetic effects. These include nausea, vomiting, dizziness, diarrhea, anorexia and abdominal pain. Table 2 presents a comparison of common adverse events (≥5% incidence and twice the placebo rate) by treatment group during titration (Weeks 1-12) and maintenance (Weeks 13-26). The adverse events were generally mild in intensity, more frequent at higher doses, of short duration, and attenuated with continued dosing or discontinuation of drug.

**Table 2. Common adverse events (≥5% and twice the rate in the placebo group) in randomized placebo controlled clinical trials B351, B352, and B303 during titration and maintenance phases\***

Adverse event	Titration phase (weeks 1-12)			Maintenance phase (weeks 13-26)		
	Placebo n=646	1-4 mg/day n=644	6-12 mg/day n=824	Placebo n=588	1-4 mg/day n=587	6-12 mg/day n=601
Nausea	9%	15%	40%	4%	8%	15%
Vomiting	3%	5%	23%	3%	5%	14%
Dizziness	10%	10%	19%	4%	6%	10%
Diarrhea	9%	8%	16%	4%	5%	9%
Anorexia	2%	5%	13%	1%	2%	4%
Abdominal pain	4%	5%	10%	3%	3%	4%
Fatigue	4%	4%	8%	1%	2%	3%
Asthenia	2%	1%	6%	1%	2%	3%
Somnolence	2%	4%	5%	1%	1%	1%

\*All patients who received at least one dose of study medication were included in the results for the titration phase. All patients who entered the maintenance phase were represented in the results for the maintenance phase.

Titration and maintenance dosing should remain flexible and be adjusted according to individual needs.

In an open label study involving 305 patients with Alzheimer Disease the tolerability of a 1.5 mg bid (3 mg/day) starting dose and dose escalation of 1.5 mg bid (3 mg/day) at a minimum interval of every two weeks were assessed. A total of 40 of these patients (13%) discontinued the study due to adverse events. The type and incidence of common adverse events reported did not appear to differ substantially from those noted in placebo-controlled studies.

**Adverse Events Reported in Controlled Trials**

The events cited reflect experience gained under closely monitored condition of clinical trials in a highly selected patient population. In actual clinical practice or in other clinical trials, these frequency estimates may not apply, as the conditions of use, reporting behavior, and the kinds of patients treated may differ. Table 3 lists treatment emergent signs and symptoms that were reported in at least 2% of patients in Phase 3 placebo-controlled trials for which the rate of occurrence was greater for EXELON assigned than placebo assigned patients. There were too few non-Caucasian patients enrolled to assess the effect of race on the incidence of adverse events in the Phase III controlled studies. Similarly, there were too few patients aged more than 85 years to systematically assess the effect of advanced age. Female patients were more susceptible to nausea, vomiting, loss of appetite and weight loss.



**Table 3. Adverse events reported in controlled clinical trials in at least 2% of patients receiving EXELON and at a higher frequency than placebo-treated patients**

Body system/Adverse event	Placebo (n=868)	EXELON (n=1923)
<b>Percent of patients with any adverse event</b>	79	87
<b>Autonomic Nervous System</b>		
Sweating increased	1	3
<b>Body as a Whole</b>		
Fatigue	5	7
Asthenia	2	5
Malaise	2	4
Weight decrease	<1	2
<b>Cardiovascular Disorders, General</b>		
Hypertension	2	3
<b>Central and Peripheral Nervous System</b>		
Dizziness	11	19
Headache	12	15
Somnolence	3	5
Tremor	1	3
<b>Gastrointestinal System</b>		
Nausea	12	37
Vomiting	6	23
Diarrhea	11	16
Anorexia	3	13
Abdominal Pain	6	11
Dyspepsia	4	8
Constipation	4	5
Flatulence	2	4
Eructation	1	2
<b>Psychiatric Disorders</b>		
Insomnia	7	8
Depression	4	5
Anxiety	3	4
Hallucination	3	4
Nervousness	3	4
Aggressive Reaction	2	3
<b>Respiratory System</b>		
Rhinitis	3	4
Dyspnea	1	2
<b>Skin and Appendages</b>		
Pruritus	1	2
<b>Urinary System</b>		
Urinary Incontinence	2	3
Micturition Frequency	1	2
<b>Vision Disorders</b>		
Vision Abnormal	1	2

**Other Adverse Events Observed During Clinical Trials**

EXELON has been administered to over 5297 individuals during clinical trials worldwide. Of these, 4326 patients have been treated for at least 3 months, 3407 patients have been treated for at least 6 months, 2150 patients have been treated for 1 year, 1250 have been treated for 2 years, and 168 have been treated for over 3 years. With regard to exposure to the highest dose, 1679 patients were exposed to mean daily doses of 10-12 mg, 1659 patients treated for 3 months, 1504 patients treated for 6 months, 885 patients treated for 1 year, 629 patients treated for 2 years, and 86 treated for over 3 years. Treatment emergent signs and symptoms that occurred during 8 controlled clinical trials and 9 open-label trials in North America, Western Europe, Australia, South Africa and Japan were recorded as adverse events by the clinical investigators using terminology of their own choosing. To provide an overall estimate of the proportion of individuals having similar types of events, the events were grouped into a smaller number of standardized categories using a modified WHO dictionary, and event frequencies were calculated across all studies. These categories are used in the listing below. The frequencies represent the proportion of 5297 patients from these trials who experienced that event while receiving EXELON. All adverse events occurring at least 6 times are included, except for those already listed in Table 3. WHO terms too general to be informative, or events less likely to be drug caused. Events are classified by body system and listed using the following definitions: frequent adverse events - those occurring in at least 1/100 patients; infrequent adverse events - those occurring in 1/100 to 1/1000 patients. These adverse events are not necessarily related to EXELON treatment and in most cases were observed at a similar frequency in placebo-treated patients in the controlled studies.

**Autonomic Nervous System:**

*Frequent:* Syncope.  
*Infrequent:* Cold clammy skin, dry mouth, flushing, increased saliva.

**Body as a Whole:**

*Frequent:* Accidental trauma, allergy, chest pain, edema, fever, hot flushes, influenza-like symptoms, overdose, rigors.  
*Infrequent:* Allergic reaction, chest pain substernal, edema periorbital, facial edema, feeling cold, halitosis, hypothermia, inflammatory reaction unspecified, pain, pallor, tumor unspecified, unspecified eyelid disorder, weight increase.

**Cardiovascular System:**

*Frequent:* Cardiac failure, hypotension, peripheral edema, postural hypotension.  
*Infrequent:* Chest pain, ECG abnormal, edema, generalized edema.

**Central and Peripheral Nervous System:**

*Frequent:* Abnormal gait, ataxia, convulsions, extrapyramidal disorder, paresthesia, vertigo.  
*Infrequent:* Abnormal coordination, aphasia, apraxia, coma, dysphonia, hyperkinesia, hyperreflexia, hypertonia, hypoaesthesia, hypokinesia, hyporeflexia, involuntary muscle contractions, migraine, neuropathic neuropathy, nystagmus, paresis, peripheral neuropathy, speech disorder.

**Collagen Disorders:**

*Frequent:* None.  
*Infrequent:* Rheumatoid arthritis

**Endocrine System:**

*Frequent:* None.  
*Infrequent:* Goitre, hypothyroidism.

**Gastrointestinal System:**

*Frequent:* Fecal incontinence, gastritis, tooth disorder.  
*Infrequent:* Colitis, colorectal polyp, diverticulitis, duodenal ulcer, dysphagia, esophagitis, gastric ulcer, gastroenteritis, gastroesophageal reflux, GI hemorrhage, gingivitis, glossitis, hematemesis, hernia, hiccup, increased appetite, intestinal obstruction, melena, pancreatitis, peptic ulcer, rectal disorder, rectal hemorrhage, tenesmus, tooth caries, ulcerative stomatitis.

**Hearing and Vestibular Disorders:**

*Frequent:* Tinnitus.  
*Infrequent:* Deafness, earache, ear disorder unspecified, vestibular disorder.

**Heart Rate and Rhythm Disorders:**

*Frequent:* Bradycardia, fibrillation atrial, palpitation.  
*Infrequent:* Arrhythmia, AV block, bundle branch block, cardiac arrest, extrasystoles, sick sinus syndrome, supraventricular tachycardia, tachycardia.

**Liver and Biliary System Disorders:**

*Frequent:* None.  
*Infrequent:* Abnormal hepatic function, cholecystitis, cholelithiasis, increased gamma-glutamyl transferase, increased hepatic enzymes.

**Metabolic and Nutritional Disorders:**

*Frequent:* Dehydration, hypokalemia.  
*Infrequent:* Cachexia, diabetes mellitus, gout, hypercholesterolemia, hyperglycemia, hyperlipemia, hypoglycemia, hyponatremia, thirst.

**Musculoskeletal Disorders:**

*Frequent:* Arthralgia, arthritis, back pain, bone fracture, leg cramps, leg pain, myalgia, pain.  
*Infrequent:* Arthropathy, arthrosis, bone disorder, bone pain, bursitis, cramps, hernia, joint malformation, muscle weakness, osteoporosis, spine malformation, stiffness, tendinitis, tendon disorder, vertebral disc disorder.

**Myo-, Endo-, Pericardial and Valve Disorders:**

*Frequent:* Angina pectoris, myocardial infarction.  
*Infrequent:* Coronary artery disorder, heart sounds abnormal, myocardial ischemia.

**Neoplasms:**

*Frequent:* Basal cell carcinoma.  
*Infrequent:* Bladder carcinoma, carcinoma, colon carcinoma, malignant breast neoplasm (female), malignant skin neoplasm, unspecified adenocarcinoma, unspecified neoplasm.

**Platelet, Bleeding, and Clotting Disorders:**

*Frequent:* Epistaxis.  
*Infrequent:* Hematoma, purpura, thrombocytopenia, unspecified hemorrhage.

**Psychiatric Disorders:**

*Frequent:* Agitation, behavioral disturbance, confusion, delusion, paranoid reaction, paranoia.  
*Infrequent:* Abnormal dreaming, amnesia, apathy, decreased libido, delirium, dementia, depersonalization, emotional lability, impaired concentration, increased libido, neurosis, psychosis, sleep disorder, stress reaction, suicidal ideation.

**Red Blood Cell Disorders:**

*Frequent:* Anemia.  
*Infrequent:* Anemia B<sub>12</sub> deficiency, hypochromic anemia.

**Reproductive Disorders (Female & Male):**

*Frequent:* Prostatic disorder.  
*Infrequent:* Atrophic vaginitis, breast pain (female), impotence, intermenstrual bleeding, unspecified uterine disorder, vaginal hemorrhage, vaginitis.

**Resistance Mechanism Disorders:**

*Frequent:* Infection, pneumonia, upper respiratory tract infection, urinary tract infection, viral infection.  
*Infrequent:* Bacterial infection, cellulitis, cystitis, fungal infection, herpes simplex, herpes zoster, moniliasis, onychomycosis, otitis media, parasitic infection, sepsis.

**Respiratory System:**

*Frequent:* Bronchitis, coughing, pharyngitis, sinusitis.  
*Infrequent:* Abnormal chest sounds, apnea, bronchospasm, emphysema, hyperventilation, increased sputum, laryngitis, pleural effusion, pulmonary disorder, pulmonary edema, respiratory disorder, respiratory insufficiency.

**Skin and Appendages:**

*Frequent:* Rash, skin disorder, skin ulceration.  
*Infrequent:* Abscess, acne, alopecia, bullous eruption, contact dermatitis, dermatitis, dry skin, eczema, erythematous rash, furunculosis, genital pruritus, hyperkeratosis, maculo-papular rash, nail disorder, otitis externa, psoriasisform rash, seborrhea, skin cyst, skin discoloration, skin exfoliation, skin hypertrophy, sunburn, urticaria, verruca.

**Special Senses:**

*Frequent:* None.  
*Infrequent:* Loss of taste, perversion of taste.

**Urinary System Disorders:**

*Frequent:* Hematuria.  
*Infrequent:* Acute renal failure, albuminuria, dysuria, micturition disorder, micturition urgency, nocturia, polyuria, pyuria, renal calculus, renal cyst, renal function abnormal, unspecified bladder disorder, urethral disorder, urinary retention.

**Vascular (extracardiac) Disorders:**

*Frequent:* Cerebrovascular disorder.  
*Infrequent:* Aneurysm, circulatory disorder, hemorrhoids, intracranial hemorrhage, peripheral ischemia, phlebitis, pulmonary embolism, thrombophlebitis deep, thrombosis, varicose vein, vascular disorder.

**Vision Disorders:**

*Frequent:* Cataract, conjunctivitis.  
*Infrequent:* Abnormal lacrimation, blepharitis, conjunctival hemorrhage, diplopia, eye abnormality, eye pain, glaucoma.

**White Cell and Resistance Disorders:**

*Frequent:* None.  
*Infrequent:* Leukocytosis, lymphadenopathy.

**SYMPTOMS AND TREATMENT OF OVERDOSAGE**

**Symptoms:** Overdosage with cholinesterase inhibitors can result in cholinergic crisis characterised by severe nausea, vomiting, salivation, sweating, bradycardia, hypotension, respiratory depression, collapse and convulsions. Increasing muscle weakness is a possibility and may result in death if respiratory muscles are involved.

**Treatment:** EXELON (rivastigmine as the hydrogen tartrate salt) has a short plasma half-life (about 1-2 hours) and a moderate duration of cholinesterase inhibition of 8-12 hours. It is recommended that in cases of asymptomatic overdoses, no further dose of EXELON should be administered for the next 24 hours and that patients be monitored. As in any case of overdose, general supportive measures should be utilised. Tertiary anticholinergics such as atropine may be used as an antidote for EXELON overdose. Intravenous atropine sulfate titrated to effect is recommended: an initial dose of 1.0 to 2.0 mg IV with subsequent doses based upon clinical response. Atypical responses in blood pressure and heart rate have been reported with other cholinomimetics when co-administered with quaternary anticholinergics such as glycopyrrolate. Due to the short half-life of EXELON, dialysis (hemodialysis, peritoneal dialysis, or hemofiltration) would not be clinically indicated in the event of an overdose. In overdoses accompanied by severe nausea and vomiting, the use of antiemetics should be considered. In a documented case of a 46 mg overdose with EXELON, a 69 year old female patient experienced vomiting, incontinence, hypertension, psychomotor retardation and loss of consciousness. The patient was managed conservatively with only supportive measures and fully recovered within 24 hours. Dose-related signs of toxicity in animals included lacrimation, excessive salivation, vomiting, decreased locomotor activity, ataxia, twitches/flutter, tremors and clonic convulsions.

**DOSE AND ADMINISTRATION**

EXELON (rivastigmine as the hydrogen tartrate salt) capsules should only be prescribed by (or following consultation with) clinicians who are experienced in the diagnosis and management of Alzheimer Disease. **Adults:** The usual maintenance dose range for EXELON is 6-12 mg/day. The following dosage escalation recommendations, derived from clinical trial data, are provided as a guide only, as individual tolerance to dose increases will vary. The incidence of cholinergic adverse events associated with EXELON increase with dose and are more prevalent in females (see ADVERSE REACTIONS section). The usual starting dose of EXELON is 1.5 mg bid (3 mg/day). If this initial dose is well tolerated, after a minimum of 2 weeks the dose may be increased to 3 mg bid (6 mg/day). Dose increases above 6 mg/day should proceed cautiously.





**PRESCRIBING INFORMATION**  
**THERAPEUTIC CLASSIFICATION**  
Immunomodulator

**INDICATIONS AND CLINICAL USE**

AVONEX® (Interferon beta-1a) is indicated for the treatment of relapsing forms of multiple sclerosis to slow the progression of disability, decrease the frequency of clinical exacerbations, and reduce the number and volume of active brain lesions identified on Magnetic Resonance Imaging (MRI) scans. Safety and efficacy have not been evaluated in patients with chronic progressive multiple sclerosis.

**CONTRAINDICATIONS**

AVONEX® (Interferon beta-1a) is contraindicated in patients with a history of hypersensitivity to natural or recombinant interferon beta, human albumin, or any other component of the formulation.

**WARNINGS**

AVONEX® (Interferon beta-1a) should be used with caution in patients with depression. Depression and suicide have been reported to occur in patients receiving other interferon compounds. Depression and suicidal ideation are known to occur at an increased frequency in the MS population. A relationship between the occurrence of depression and/or suicidal ideation and the use of AVONEX® has not been established. An equal incidence of depression was seen in the placebo-treated and AVONEX®-treated patients in the placebo-controlled relapsing MS study. Patients treated with AVONEX® should be advised to report immediately any symptoms of depression and/or suicidal ideation to their prescribing physicians. If a patient develops depression, antidepressant therapy or cessation of AVONEX® therapy should be considered.

**PRECAUTIONS**

**General**

Caution should be exercised when administering AVONEX® (Interferon beta-1a) to patients with pre-existing seizure disorder. In the placebo-controlled study, 4 patients receiving AVONEX® experienced seizures, while no seizures occurred in the placebo group. Of these 4 patients, 3 had no prior history of seizure. It is not known whether these events were related to the effects of MS alone, to AVONEX®, or to a combination of both. For patients with no prior history of seizure who developed seizures during therapy with AVONEX®, an etiologic basis should be established and appropriate anti-convulsant therapy instituted prior to considering resumption of AVONEX® treatment. The effect of AVONEX® administration on the medical management of patients with seizure disorder is unknown.

Patients with cardiac disease, such as angina, congestive heart failure, or arrhythmia, should be closely monitored for worsening of their clinical condition during initiation of therapy with AVONEX®. AVONEX® does not have any known direct-acting cardiac toxicity; however, symptoms of flu syndrome seen with AVONEX® therapy may prove stressful to patients with severe cardiac conditions.

**Laboratory Tests**

In addition to those laboratory tests normally required for monitoring patients with MS, complete blood cell counts and white blood cell differential, platelet counts, and blood chemistries, including liver and thyroid function tests, are recommended during AVONEX® therapy. During the placebo-controlled study, complete blood cell counts and white blood cell differential, platelet counts, and blood chemistries were performed at least every 6 months. There were no significant differences between the placebo and AVONEX® groups in the incidence of thyroid abnormalities, liver enzyme elevation, leukopenia, or thrombocytopenia (these are known to be dose-related laboratory abnormalities associated with the use of interferons). Patients with myelosuppression may require more intensive monitoring of complete blood cell counts, with differential and platelet counts.

**Drug Interactions**

No formal drug interaction studies have been conducted with AVONEX®. In the placebo-controlled study, corticosteroids or ACTH were administered for treatment of exacerbations in some patients concurrently receiving AVONEX®. In addition, some patients receiving AVONEX® were also treated with anti-depressant therapy and/or oral contraceptive therapy. No unexpected adverse events were associated with these concomitant therapies.

Other interferons have been noted to reduce cytochrome P-450 oxidase-mediated drug metabolism. Formal hepatic drug metabolism studies with AVONEX® in humans have not been conducted. Hepatic microsomes isolated from AVONEX®-treated rhesus monkeys showed no influence of AVONEX® on hepatic P-450 enzyme metabolism activity.

As with all interferon products, proper monitoring of patients is required if AVONEX® is given in combination with myelosuppressive agents.

**Use in Pregnancy**

If a woman becomes pregnant or plans to become pregnant while taking AVONEX®, she should be informed of the potential hazards to the fetus, and it should be recommended that the woman discontinue therapy. The reproductive toxicity of AVONEX® has not been studied in animals or humans. In pregnant monkeys given interferon beta at 100 times the recommended weekly human dose (based upon a body surface area comparison), no teratogenic or other adverse effects on fetal development were observed. Abortifacient activity was evident following 3 to 5 doses at this level. No abortifacient effects were observed in monkeys treated at 2 times the

recommended weekly human dose (based upon a body surface area comparison). Although no teratogenic effects were seen in these studies, it is not known if teratogenic effects would be observed in humans. There are no adequate and well-controlled studies with interferons in pregnant women.

**Nursing Mothers**

It is not known whether AVONEX® is excreted in human milk. Because of the potential of serious adverse reactions in nursing infants, a decision should be made to either discontinue nursing or to discontinue AVONEX®.

**Pediatric Use**

Safety and effectiveness have not been established in pediatric patients below the age of 18 years.

**Information to Patients**

Patients should be informed of the most common adverse events associated with AVONEX® administration, including symptoms associated with flu syndrome (see **Adverse Events** and **Information for the Patient**). Symptoms of flu syndrome are most prominent at the initiation of therapy and decrease in frequency with continued treatment. In the placebo-controlled study, patients were instructed to take 650 mg acetaminophen immediately prior to injection and for an additional 24 hours after each injection to modulate acute symptoms associated with AVONEX® administration.

Patients should be cautioned to report depression or suicidal ideation (see **Warnings**).

When a physician determines that AVONEX® can be used outside of the physician's office, persons who will be administering AVONEX® should receive instruction in reconstitution and injection, including the review of the injection procedures (see **Information for the Patient**). If a patient is to self-administer, the physical ability of that patient to self-inject intramuscularly should be assessed. If home use is chosen, the first injection should be performed under the supervision of a qualified health care professional. A puncture-resistant container for disposal of needles and syringes should be used. Patients should be instructed in the technique and importance of proper syringe and needle disposal and be cautioned against reuse of these items.

**ADVERSE EVENTS**

The safety data describing the use of AVONEX® (Interferon beta-1a) in MS patients are based on the placebo-controlled trial in which 158 patients randomized to AVONEX® were treated for up to 2 years (see **Clinical Trials**).

The 5 most common adverse events associated (at  $p < 0.075$ ) with AVONEX® treatment were flu-like symptoms (otherwise unspecified), muscle ache, fever, chills, and asthenia. The incidence of all 5 adverse events diminished with continued treatment.

One patient in the placebo group attempted suicide; no AVONEX®-treated patients attempted suicide. The incidence of depression was equal in the 2 treatment groups. However, since depression and suicide have been reported with other interferon products, AVONEX® should be used with caution in patients with depression (see **Warnings**).

In the placebo-controlled study, 4 patients receiving AVONEX® experienced seizures, while no seizures occurred in the placebo group. Of these 4 patients, 3 had no prior history of seizure. It is not known whether these events were related to the effects of MS alone, to AVONEX®, or to a combination of both (see **Precautions**).

Table 2 enumerates adverse events and selected laboratory abnormalities that occurred at an incidence of 2% or more among the 158 patients with relapsing MS treated with 30 mcg of AVONEX® once weekly by IM injection. Reported adverse events have been classified using standard COSTART terms. Terms so general as to be uninformative or more common in the placebo-treated patients have been excluded.

AVONEX® has also been evaluated in 290 patients with illnesses other than MS. The majority of these patients were enrolled in studies to evaluate AVONEX® treatment of chronic viral hepatitis B and C, in which the doses studied ranged from 15 mcg to 75 mcg, given subcutaneously (SC), 3 times a week, for up to 6 months. The incidence of common adverse events in these studies was generally seen at a frequency similar to that seen in the placebo-controlled MS study. In these non-MS studies, inflammation at the site of the SC injection was seen in 52% of treated patients. In contrast, injection site inflammation was seen in 3% of MS patients receiving AVONEX®, 30 mcg by IM injection. SC injections were also associated with the following local reactions: injection site necrosis, injection site atrophy, injection site edema, and injection site hemorrhage. None of the above was observed in the MS patients participating in the placebo-controlled study.

**Table 2**  
**Adverse Events and Selected Laboratory Abnormalities**  
**in the Placebo-Controlled Study**

Adverse Event	Placebo (N = 143)	AVONEX® (N = 158)
<b>Body as a Whole</b>		
Headache	57%	67%
Flu-like symptoms (otherwise unspecified)*	40%	61%
Pain	20%	24%
Fever*	13%	23%
Asthenia	13%	21%
Chills*	7%	21%
Infection	6%	11%
Abdominal pain	6%	9%

**Table 2**  
**Adverse Events and Selected Laboratory Abnormalities**  
**in the Placebo-Controlled Study**

Adverse Event	Placebo (N = 143)	AVONEX® (N = 158)
Chest pain	4%	6%
Injection site reaction	1%	4%
Malaise	3%	4%
Injection site inflammation	0%	3%
Hypersensitivity reaction	0%	3%
Ovarian cyst	0%	3%
Echymosis injection site	1%	2%
<b>Cardiovascular System</b>		
Syncope	2%	4%
Vasodilation	1%	4%
<b>Digestive System</b>		
Nausea	23%	33%
Diarrhea	10%	16%
Dyspepsia	7%	11%
Anorexia	6%	7%
<b>Hemic and Lymphatic System</b>		
Anemia*	3%	8%
Eosinophils $\geq 10\%$	4%	5%
HCT (% $\leq 32$ (females) or $\leq 37$ (males))	1%	3%
<b>Metabolic and Nutritional Disorders</b>		
SGOT $\geq 3 \times$ ULN	1%	3%
<b>Musculoskeletal System</b>		
Muscle ache*	15%	34%
Arthralgia	5%	9%
<b>Nervous System</b>		
Sleep difficult	16%	19%
Dizziness	13%	15%
Muscle spasm	6%	7%
Suicidal tendency	1%	4%
Seizure	0%	3%
Speech disorder	0%	3%
Ataxia	0%	2%
<b>Respiratory System</b>		
Upper respiratory tract infection	28%	31%
Sinusitis	17%	18%
Dyspnea	3%	6%
<b>Skin and Appendages</b>		
Urticaria	2%	5%
Alopecia	1%	4%
Nevus	0%	3%
Herpes zoster	2%	3%
Herpes simplex	1%	2%
<b>Special Senses</b>		
Otitis media	5%	6%
Hearing decreased	0%	3%
<b>Urogenital</b>		
Vaginitis	2%	4%

\* Significantly associated with AVONEX® treatment ( $p \leq 0.05$ ).

**DOSE AND ADMINISTRATION**

The recommended dosage of AVONEX® (Interferon beta-1a) for the treatment of relapsing forms of multiple sclerosis is 30 mcg injected intramuscularly once a week.

AVONEX® is intended for use under the guidance and supervision of a physician. Patients may self-inject only if their physician determines that it is appropriate and with medical follow-up, as necessary, after proper training in IM injection technique.

**AVAILABILITY OF DOSAGE FORMS**

AVONEX® (Interferon beta-1a) is available as:

Package (Administration Pack) containing 4 Administration Dose Packs (each containing one vial of AVONEX®, one 10 mL (10 cc) diluent vial, two alcohol wipes, one gauze pad, one 3 cc syringe, one Micro Pin®, one needle, and one adhesive bandage).

**REFERENCES:**

1. AVONEX® Product Monograph, April 6, 1998.
2. Jacobs LD, Cookfair DL, Rudick RA, et al. Intramuscular interferon beta-1a for disease progression in relapsing multiple sclerosis. *Ann Neurol*. 1996;39:285-294.
3. Rudick RA, Fisher E, Lee JC, et al. Use of the brain parenchymal fraction to measure whole brain atrophy in relapsing-remitting MS. *Neurology* 1999;53:1698-1704.
4. Data on file, PRB8154-1, Biogen, Inc., November 20, 1997.



3 Robert Speck Parkway, Suite 300, Mississauga, Ontario L4Z 2G5  
© 2002 Biogen Canada, Inc. All rights reserved.

Biogen Canada is a registered trademark of Biogen, Inc.  
Avonex is a registered trademark of Biogen, Inc.  
Micro Pin® is a registered trademark of B. Braun Medical Inc.





Increases to 4.5 mg bid (9 mg/day) and then 6 mg bid (12 mg/day) should also be based on good tolerability of the current dose and should only be considered after a minimum of two weeks treatment at that dose level. The maximum dose should not exceed 6 mg bid (12 mg/day). Following initiation of therapy or any dosage increase, patients should be closely monitored for adverse effects. If adverse effects (e.g. nausea, vomiting, abdominal pain, loss of appetite) are observed during treatment, the patient should be instructed to stop treatment for a few days and then restart at the same dose level, or lower, as clinically indicated. If side effects persist, the drug should be discontinued.

**Special Populations:** For elderly patients (>65 years old) with low body weight (especially females) or serious comorbid diseases (see **WARNINGS** and **PRECAUTIONS**), it is recommended to start treatment with less frequent dosing (1.5 mg once a day) and to escalate dosage at a slower rate than for adults.

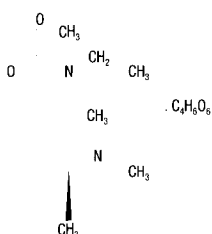
**Renally or hepatically impaired:** For patients with renal or hepatic impairment (see **PRECAUTIONS**) it is recommended that treatment be started with less frequent dosing (1.5 mg once a day) and that dose escalation be slower than that recommended for adults. EXELON should be taken with food in divided doses in the morning and evening. In a population of cognitively-impaired individuals, safe use of this and all other medications may require supervision.

#### PHARMACEUTICAL INFORMATION

**Trade Name:** EXELON

**Common Name:** (S)-N-Ethyl-N-methyl-3-[1-(dimethylamino)ethyl]-phenylcarbamate hydrogen-(2R,3R)-tartrate, also referred to as (+)(S)-N-Ethyl-3-[1-(dimethyl-amino)ethyl] - N-methyl-phenylcarbamate hydrogen tartrate. The optical rotation of the base is (-); the optical rotation of the (+) hydrogen tartrate salt is (+).

**Structural Formula:**



**Molecular Formula:** C<sub>14</sub>H<sub>22</sub>N<sub>2</sub>O<sub>2</sub> hydrogen tartrate

**Molecular Weight:** 400.43

**Description:** White to off-white, fine crystalline powder

**Melting Point:** 123.0-127.0°C

**Solubilities:** Very soluble in water, soluble in ethanol and acetonitrile, slightly soluble in n-octanol and very slightly soluble in ethyl acetate.

**pK<sub>a</sub> in n-octanol/phosphate buffer solution at pH 7:** 8.85

**Composition of EXELON:** Each hard gelatin capsule contains 1.5, 3.0, 4.5, or 6.0 mg of rivastigmine base. Inactive ingredients are: hydroxypropyl methylcellulose; magnesium stearate; microcrystalline cellulose; silicon dioxide; hard gelatin capsules contain: gelatin, titanium dioxide and red and/or yellow iron oxides.

**Storage Requirements:** Store at room temperature (below 30°C).

#### AVAILABILITY OF DOSAGE FORM

EXELON (rivastigmine as the hydrogen tartrate salt) is supplied as hard-gelatin capsules containing either 1.5 mg, 3.0 mg, 4.5 mg, or 6.0 mg of rivastigmine base.

The 1.5 mg capsules are yellow. The strength (1.5 mg) and "EXELON" are printed in red on the body of the capsule. Available in bottles of 60.

The 3.0 mg capsules are orange. The strength (3 mg) and "EXELON" are printed in red on the body of the capsule. Available in bottles of 60.

The 4.5 mg capsules are red. The strength (4.5 mg) and "EXELON" are printed in white on the body of the capsule. Available in bottles of 60.

The 6.0 mg capsules are orange and red. The strength (6 mg) and "EXELON" are printed in red on the body of the capsule. Available in bottles of 60.



Product Monograph available on request.

\*Registered trademark

EXE-00-06-4980E

 **NOVARTIS**

Novartis Pharmaceuticals Canada Inc.  
Dorval, Québec H9S 1A9

Member  
 



## KING MEDICAL

### THE CANADIAN ELECTRODE PLACE

- JARI - CHALGREN
- KENDALL - NUTAB
- KING MEDICAL
- MEDICOTEST
  - BLUE SENSOR
  - NEUROLINE
- MEDTRONIC
- 3M CANADA
- D.O. WEAVER

Biggest selection in Canada  
of disposable Electrodes

Tel 905-833-3545

Fax 905-833-3543

E-mail [soren@kingmedical.com](mailto:soren@kingmedical.com)

Web Site [www.kingmedical.com](http://www.kingmedical.com)

King Medical Ltd.  
145 Kingsworth Road  
King City • Ontario L7B 1K1

## ADVERTISERS INDEX

### Biogen

Avonex – A-4, A-5, A-12, A-13, A-32

### GlaxoSmithKline

Imitrex – IBC, A-21, A-22

Requip – A-3, A-25

### Janssen-Ortho

Topamax – A-6, A-7, A-10, A-11, A-23, A-24

### Novartis

Exelon – OBC, A-29, A-30, A-31, A-33

### Pfizer

Aricept – A-15, A-26

### Serono

Rebif – IFC, A-16, A-17, A-18, A-19, A-20

### Teva Neuroscience

Copaxone – A-9, A-27, A-28

Classified Ads – A-33, A-34, A-35

## Movement Disorder Neurologist

We are looking for a second Neurologist with clinical expertise in Movement Disorders to join our unique multi-disciplinary group at the Centre for Movement Disorders in the Toronto area. The position primarily includes the provision of clinical services focused on Parkinson's and Huntington's disease together with nurse specialists and social work services. Research opportunities will include collaborative studies with the Centre's existing projects in clinical trials and observational studies, epidemiology, positron emission tomography, health service delivery and post-mortem neurochemistry projects as well as the opportunity to initiate new projects and programs. This program is supported by the Ministry of Health and Long-Term Care. The successful candidate must be eligible to be licensed in the Province of Ontario, to obtain certification by the Royal College of Physicians and Surgeons of Canada as well as being a citizen of Canada or eligible for landed immigrant status. Please fax curriculum vitae to Mark Guttman MD, FRCPC at 905-472-6270.

## Spinal Neurosurgeon



UNIVERSITY OF CALGARY

*Creating the future of health.*

The Department of Clinical Neurosciences and the Calgary Health Region invite applications for a full-time academic position as a neurosurgeon with special expertise in spinal neurosurgery at the Assistant Professor level or higher to be responsible for teaching, research and patient care. We are seeking an outstanding and innovative academic candidate who will help to advance the field of spinal neurosurgery in collaboration with two spinal neurosurgical colleagues.

The Region comprises four teaching hospitals situated in the city of Calgary, and serves residents of southern Alberta, British Columbia and Saskatchewan. The Department of Clinical Neurosciences, a progressive clinical and academic department, is part of the rapidly growing Faculty of Medicine, which is in the process of building a major new research facility. Calgary is a vibrant multicultural city (population ~1,000,000) near the Rocky Mountains, Banff National Park and Lake Louise.

Qualifications include a FRCSC or equivalent in neurosurgery and eligibility for licensure in the Province of Alberta. In addition to general neurosurgical training, at least one year of specialized fellowship training in spinal neurosurgery is required.

Please forward a curriculum vitae and the names of three referees by **May 31, 2002** to:

**Dr. Thomas E. Feasby**, Head  
Department of Clinical Neurosciences  
Foothills Hospital, 1403 - 29 Street N.W.  
Calgary, Alberta, Canada T2N 2T9

*In accordance with Canadian immigration requirements, priority will be given to Canadian citizens and permanent residents of Canada. The University of Calgary respects, appreciates and encourages diversity.*

[www.ucalgary.ca](http://www.ucalgary.ca)

## Subscribe Now!!!

CJNS is now on-line!



For subscription details contact:

Canadian Journal of Neurological Sciences  
PO Box 5456, Stn. A,  
Calgary AB Canada T2H 1X8  
Tel: (403) 229-9575 Fax: (403) 229-1661  
E-mail: [journal@cjns.org](mailto:journal@cjns.org) Web site: [www.cjns.org](http://www.cjns.org)

### SUBSCRIPTION RATES

	Canada*	US & Foreign
Members	\$C 70.00	\$US 68.00
Student Members	\$C 35.00	\$US 34.00
Non-Members	\$C 77.00	\$US 75.00
Students Non-Members	\$C 38.50	\$US 37.50

\* include 7% GST or 15% HST

Agent discount 5%



SOUTHLAKE  
REGIONAL HEALTH CENTRE

*Southlake Regional Health Centre, is undergoing a \$120 million expansion and redevelopment to support primary, secondary and tertiary care programs including cardiovascular surgery. The completed project will house 421 patient beds and an ER with 52 stretchers. The primary catchment population is ~200,000 with escalating growth within the beautiful region of York.*

[www.southlakeregional.org](http://www.southlakeregional.org)

## Neurologist

SRHC, a community hospital, 50 km north of Toronto, is seeking a Neurologist (FRCPC) with specific interest and expertise in cerebrovascular disease to develop the Stroke Program into a regional service. As part of the neurology rehab team, the successful candidate will provide consultation service to the hospital and, through his/her private office, to the community's 270+ physicians. There is no current call expectation.

This is an attractive opportunity to quickly build a busy practice and work in a dynamic centre with a full complement of major specialists and subspecialists providing regional programs in a collaborative effort with neighbouring communities. Short profile displayed at [www.medfall.com](http://www.medfall.com)

Interested Parties please forward CV in confidence to Laurie Fulcher RN, The Medfall Group, 103-6453 Morrison Street, Niagara Falls, L2E 7H1 Tel: 905-634-5010, Fax 905-357-2601, Email: [lfulcher@medfall.com](mailto:lfulcher@medfall.com)

Healthcare Executive and Physician Search

[www.medfall.com](http://www.medfall.com)

The **Medfall**   
Group



June 18-22, 2002  
Vancouver, Canada

For future meetings see our web site

**www.ccns.org**

or fax +(403) 229-1661



**VANCOUVER**

**CCNS/CCSN**



**Tuesday June 18, 2002**

**Pre-Congress Courses**

- Neurobiology Review Course
- ALS Strategies for Quality of Life and Quality of Care
- Unusual Movement Disorder Video Session
- Epilepsy Video Session

**Wednesday June 19, 2002**

**Course Day**

- Complications in Spinal Neurosurgery: Strategies for Avoidance and Management
- Evidence Based Neurology
- Update on Radiosurgery
- Introduction of Design and Analysis of Clinical Research
- Clinical Electromyography: Fundamentals and New Approaches
- Neurophysiology Course
- Imaging in Neurocritical Care

**Welcome Reception**

**Thursday June 20, 2002**

- Meet the Expert Breakfast: Neurosurgery
- **Plenary Session I: Neurogenetics**
  - ..... Rick Hansen (Vancouver, BC)
  - ..... Peter St. George-Hyslop (Toronto, ON)
  - ..... Sam Berkovic (Heidelberg, Australia)
- Platform Sessions
- Grand rounds
- A Review of Creutzfeldt-Jacob Disease Course

**Poster viewing Wine and Cheese**

**Friday June 21, 2002**

- **Plenary Session II: Neuroimaging**
  - ..... Michael Apuzzo (Los Angeles, USA)
  - ..... James Barkovich (San Francisco, USA)
- Platform Sessions
- What's New in Epilepsy?
- Update on Peripheral Nerve Surgery
- Ultrasound in Neurology

**Neuroscience Challenge and Social Night**

**Saturday June 22, 2002**

- **Plenary Session III: Neuroinflammation, Good and Bad**
  - ..... Norman Latov (New York, USA)
  - ..... John Pollard (Camperdown, Australia)
- Child Neurology Day
- Stroke Care 2002 – Prevention and Treatment
- Multiple Sclerosis Course

37<sup>th</sup> meeting of the

**Canadian Congress of  
Neurological Sciences**

Special joint meeting with the  
Australian Association of Neurologists



# HELP STOP MIGRAINES FAST



## A reliable track record

- ▶▶ 340,000,000 migraine attacks treated worldwide<sup>1</sup>
- ▶▶ Fast onset—Starts in just 10 to 30 minutes<sup>2\*</sup>
  - \* Onset of action: 10–15 min. subcutaneous, 15 min. nasal spray, 30 min. tablet.
- ▶▶ Fast relief—Up to 86% efficacy was shown at 2 hours<sup>3†</sup>
- ▶▶ Established tolerability profile<sup>2‡</sup>
- ▶▶ Flexible formats for fast relief<sup>2</sup>

† Multicentre, multinational open-label study of 288 patients receiving single oral doses of IMITREX® 100 mg. Efficacy was measured as reduction in headache pain from severe or moderate (grade 3 or 2) to mild or no pain (grade 1 or 0).

‡ The most common adverse events with Imitrex 100 mg p.o. were: nausea (11% vs. 5.8% for placebo), malaise/fatigue (9.5% vs. 5.1% for placebo), and sensations (body region unspecified) (9% vs. 4.5% for placebo).

IMITREX® (sumatriptan succinate/sumatriptan) is a selective 5-HT<sub>1</sub> receptor agonist indicated for the acute treatment of migraine attacks with or without aura. IMITREX® is not indicated for prophylactic therapy of migraine, or for the management of hemiplegic, basilar, or ophthalmoplegic migraine. Safety and efficacy have not been established for cluster headache.

IMITREX® is contraindicated in patients with history, symptoms, or signs of ischemic cardiac, cerebrovascular, or peripheral vascular symptoms, valvular heart disease or cardiac arrhythmias. In addition, patients with other significant underlying cardiovascular diseases should not receive IMITREX®. IMITREX® is also contraindicated in patients with uncontrolled or severe hypertension.

\*IMITREX is a registered trademark, used under license by GlaxoSmithKline Inc.

™ used under license by GlaxoSmithKline Inc.

Product Monograph available to health care professionals upon request.



For brief prescribing information see pages A-21, A-22



# Exelon can make a difference in patients with Alzheimer Disease



## The only dual-acting cholinesterase inhibitor<sup>1</sup>

EXELON can help enhance cholinergic activity in the brain by inhibiting acetylcholinesterase. In addition, EXELON also inhibits butyrylcholinesterase.

## Proven efficacy<sup>11</sup> in 3 key domains – the ABCs of Alzheimer Disease

Activities of Daily Living were maintained or improved with a mean difference of more than 3 points vs. placebo on the PDS ( $p < 0.05$ ).<sup>11</sup>

Behaviour and other parameters of global functioning assessed on the CIBIC-Plus were significantly improved vs. placebo ( $p < 0.05$ ).<sup>2,3</sup>

Cognitive function was maintained or enhanced by a mean difference of almost 5 points vs. placebo on the ADAS-Cog ( $p < 0.001$ ).<sup>3,11</sup>

**Now, EXELON can help many of your patients with Alzheimer Disease look forward to staying at home a while longer.**

EXELON (rivastigmine as the hydrogen tartrate salt) is indicated for the symptomatic treatment of mild to moderate dementia of the Alzheimer type.

The most common side effects associated with EXELON therapy are generally mild and of short duration, occur mainly in the titration phase, and usually subside with continued treatment. During maintenance therapy, the most common side effects at doses of 6-12 mg/day were nausea (15%), vomiting (14%) and dizziness (10%).

EXELON has not been studied in controlled clinical trials for longer than 6 months. There is no evidence that rivastigmine alters the course of the underlying dementing process.

<sup>1</sup> Comparative clinical significance has not been established

<sup>11</sup> Based on EXELON dosages of 6-12 mg/day

<sup>1</sup> Double-blind, randomized, placebo-controlled, international multicentre clinical trial; n=725. PDS=Progressive Deterioration Scale.

<sup>3</sup> Pooled results from three prospective, randomized, double-blind, placebo-controlled, international multicentre clinical trials; n=2126. CIBIC-Plus=Clinician Interview-Based Impression of Change Scale.

<sup>11</sup> Prospective, randomized, double-blind, placebo-controlled, clinical trial; n=699. ADAS-Cog=Alzheimer Disease Assessment Scale, Cognitive Subscale.

1. Rösler M, Anand R, Cicin-Sain A, et al. *BMJ* 1999;318:633-40.

2. Schneider LS, Anand R, Farlow MR. *Int J Geriatr Psychopharm* 1998;Suppl(1):S1-S34.

3. Corey-Bloom J, Anand R, Veach J. *Int J Geriatr Psychopharm* 1998;1:55-65.

4. Exelon Product Monograph, April 13, 2000, Novartis Pharmaceuticals Canada Inc.

Product Monograph available upon request.

\*Registered trademark  
EXE-01-09-7058E

 **NOVARTIS**

Novartis Pharmaceuticals Canada Inc.  
Dorval, Québec H9S 1A9

Member  
 

**DUAL ACTING**  
**EXELON**<sup>®</sup>  
(rivastigmine)

**To Help Preserve Independence**

For brief prescribing information see pages A-29, A-30, A-31, A-33