

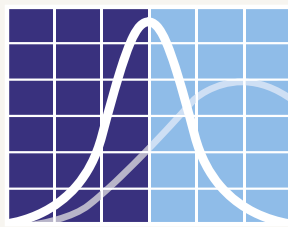
Volume 37, No 4

ICHE

APRIL 2016

FLORENCE NIGHTINGALE



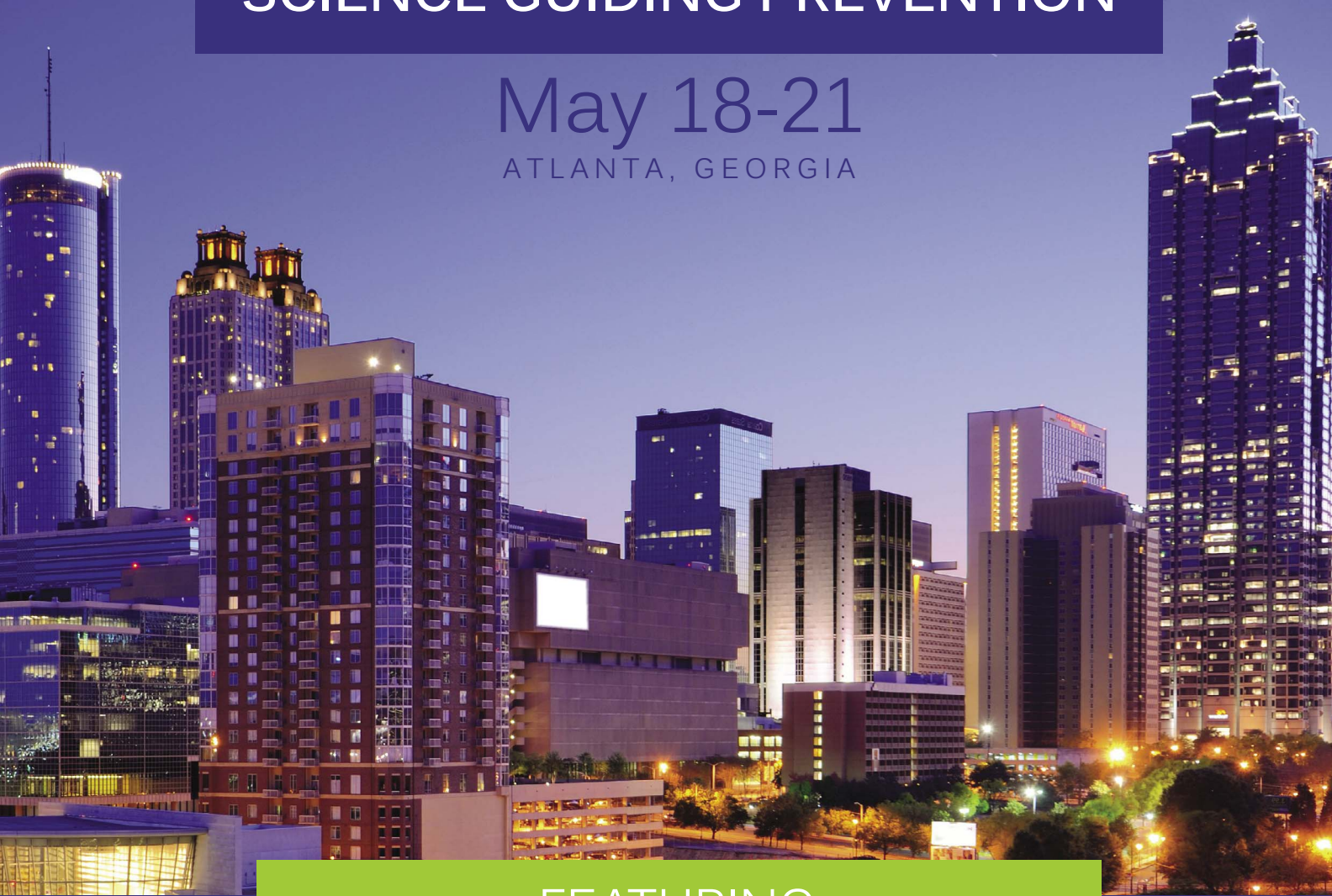


SHEA
The Society for Healthcare
Epidemiology of America

SHEASPRING.ORG | #SHEA2016

Spring 2016 Conference
SCIENCE GUIDING PREVENTION

May 18-21
ATLANTA, GEORGIA



FEATURING

Innovative, Cutting Edge & Controversial Topics to Address Unanswered Issues in
Healthcare Epidemiology & Antibiotic Stewardship



Launch of the SHEA
Mentorship Program



Opportunity to Submit
Scientific Abstracts



Three Certificate
Course Tracks

CONTENTS

SHEA White Paper

- 371 Necessary Infrastructure of Infection Prevention and Healthcare Epidemiology Programs: A Review
Kristina A. Bryant, Anthony D. Harris, Carolyn V. Gould, Eve Humphreys, Tammy Lundstrom, Denise M. Murphy, Russell Olmsted, Shannon Oriola and Danielle Zerr

Original Articles

- 381 Active Surveillance Cultures and Decolonization to Reduce *Staphylococcus aureus* Infections in the Neonatal Intensive Care Unit
Victor O. Popoola, Elizabeth Colantuoni, Nuntra Suwantararat, Rebecca Pierce, Karen C. Carroll, Susan W. Aucott and Aaron M. Milstone
- 388 *Commentary*: Success of Targeted Strategies to Reduce Methicillin-Susceptible *Staphylococcus aureus* Infections in the Neonatal Intensive Care Unit
Lisa Saiman
- 390 Determinants of Outcome in Hospitalized Patients With Methicillin-Resistant *Staphylococcus aureus* Bloodstream Infection: Results From National Surveillance in Canada, 2008-2012
Andrew E. Simor, Linda Pelude, George Golding, Rachel Fernandes, Elizabeth Bryce, Charles Frenette, Denise Gravel, Kevin Katz, Allison McGeer, Michael R. Mulvey, Stephanie Smith and Karl Weiss and the Canadian Nosocomial Infection Surveillance Program
- 398 Discontinuation of Systematic Surveillance and Contact Precautions for Vancomycin-Resistant *Enterococcus* (VRE) and Its Impact on the Incidence of VRE *faecium* Bacteremia in Patients with Hematologic Malignancies
Nikolaos G. Almyroudis, Ryosuke Osawa, George Samonis, M. Wetzler, Eunice S. Wang, Philip L. McCarthy and Brahm H. Segal
- 404 Hospital *Clostridium difficile* Infection Rates and Prediction of Length of Stay in Patients Without *C. difficile* Infection
Aaron C. Miller, Linnea A. Polgreen, Joseph E. Cavanaugh and Philip M. Polgreen
- 411 Integrating Time-Varying and Ecological Exposures into Multivariate Analyses of Hospital-Acquired Infection Risk Factors: A Review and Demonstration
Kevin A. Brown, Nick Daneman, Vanessa W. Stevens, Yue Zhang, Tom H. Greene, Matthew H. Samore and Paul Arora
- 420 Peripherally Inserted Central Venous Catheter Complications in Children Receiving Outpatient Parenteral Antibiotic Therapy (OPAT)
Amanda Kovacich, Pranita D. Tamma, Sonali Advani, Victor O. Popoola, Elizabeth Colantuoni, Leslie Gosey and Aaron M. Milstone
- 425 Integrating Rapid Diagnostics and Antimicrobial Stewardship in Two Community Hospitals Improved Process Measures and Antibiotic Adjustment Time
Ashley M. Lockwood, Katherine K. Perez, William L. Musick, Judy O. Ikwuagwu, Engie Attia, Oyejoke O. Fasoranti, Patricia L. Cernoch, Randall J. Olsen and James M. Musser
- 433 Antimicrobial Stewardship in a Long-Term Acute Care Hospital Using Offsite Electronic Medical Record Audit
Kirthana Beaulac, Silvia Corcione, Lauren Epstein, Lisa E. Davidson and Shira Doron
- 440 Long-Term Carriage of Ciprofloxacin-Resistant *Escherichia coli* Isolates in High-Risk Nursing Home Residents
Miriam D. Ismail, Ting Luo, Sara McNamara, Bonnie Lansing, Evonne Koo, Lona Mody and Betsy Foxman on behalf of the Targeted Infection Prevention Study Team

448 Impact of Changes in Urine Culture Ordering Practice on Antimicrobial Utilization in Intensive Care Units at an Academic Medical Center
Mohamed Sarg, Greer E. Waldrop, Mona A. Beier, Emily L. Heil, Kerri A. Thom, Michael Anne Preas, J. Kristie Johnson, Anthony D. Harris and Surbhi Leekha

455 Derivation and Validation of the Surgical Site Infections Risk Model Using Health Administrative Data
Carl van Walraven, Timothy D. Jackson and Nick Daneman

Concise Communications

466 Lack of Comprehensive Outbreak Detection in Hospitals
Meghan A. Baker, Susan S. Huang, Alyssa R. Letourneau, Rebecca E. Kaganov, Jennifer R. Peebles, Marci Drees, Richard Platt and Deborah S. Yokoe for the Centers for Disease Control and Prevention Epicenters Program

469 Potential Misclassification of Urinary Tract–Related Bacteremia Upon Applying the 2015 Catheter-Associated Urinary Tract Infection Surveillance Definition From the National Healthcare Safety Network
M. Todd Greene, David Ratz, Jennifer Meddings, Mohamad G. Fakh and Sanjay Saint

472 Evaluation of Manual and Automated Bloodstream Infection Surveillance in Outpatient Dialysis Centers
Nicola D. Thompson, Matthew Wise, Ruth Belflower, Meredith Kanago, Marion A. Kainer, Chris Lovell and Priti R. Patel

475 Acquisition of *Clostridium difficile* on Hands of Healthcare Personnel Caring for Patients with Resolved *C. difficile* Infection
Subarna K. Shrestha, Venkata C.K. Sunkesula, Sirisha Kundrapu, Myreen E. Tomas, Michelle M. Nerandzic and Curtis J. Donskey

478 Negative Tuberculin Skin Test and Prediction of Reversion of QuantiFERON Interferon Gamma Release Assay in US Healthcare Workers
Wendy Thanassi, Art Noda, Beatriz Hernandez, Leah Friedman, Susan Dorman and Jerome Yesavage

Research Briefs

483 Pediatric Severe Sepsis/Septic Shock Associated with Healthcare-Associated Infections
Sarah B. Klieger, Julie C. Fitzgerald, Scott L. Weiss, Fran Balamuth, Eva Teszner, Julia S. Sammons, Susan E. Coffin for the CDC Prevention Epicenter Program

485 Influenza Vaccination Requirements for Healthcare Personnel in U.S. Hospitals: Results of a National Survey
M. Todd Greene, Karen E. Fowler, Sarah L. Krein, Elissa Gaies, David Ratz, Suzanne F. Bradley, Sanjay Saint

Letters to the Editor

488 Comments Regarding Masroor et al: Perceptions and Barriers to Universal Gloving for Infection Prevention
Richard Pougnet, Laurence Pougnet, Ronan Garlantézec

489 How Social Networks Can Affect Infectious Disease Control: An Experience From Northwest Iran
Abed Zahedi Bialvaei, Hossein Samadi Kafil, Mohammad Asgharzadeh, Mehdi Yousefi, Mohammad Aghazadeh

489 National Survey of Infectious Diseases Physicians on Prevention Practices for Multidrug-Resistant *Acinetobacter baumannii* in Thailand
Anucha Apisarnthanarak, Aubonphan Buppajarntham, Linda M. Mundy

491 Wisdom of Microbial Pathogens: A Novel Approach to Develop Antimicrobials Against Methicillin-Resistant *Staphylococcus aureus*
Mohit Kumar

493 Documented Transmission of Extended-Spectrum Beta-Lactamase–Producing *Klebsiella pneumoniae* From Patient to Gastroscope
Dawn England, Jeana Houseman, Liz Horn, Kristin Mascotti, Susan Kline

494 Inappropriate Antibiotic Use and Gastric Acid Suppression Preceding *Clostridium difficile* Infection
Lindsay Croft, James Ladd, Michelle Doll, Daniel J. Morgan

An Official Publication of the Society for Healthcare Epidemiology of America

EDITOR

Suzanne F. Bradley, MD • Ann Arbor, MI

DEPUTY EDITOR

Carol A. Kauffman, MD • Ann Arbor, MI

SENIOR ASSOCIATE EDITORS

C. Glen Mayhall, MD • Galveston, TX
Gina Pugliese, RN, MS • Chicago, IL
William Schaffner, MD • Nashville, TN

ASSOCIATE EDITORS

Carol Chenoweth, MD • Ann Arbor, MI
Ebbing Lautenbach, MD, MPH • Philadelphia, PA
David Weber, MD, MPH • Chapel Hill, NC

STATISTICS CONSULTANTS

Jon P. Furuno, PhD • Portland, OR
Jessina C. McGregor, PhD • Portland, OR

SECTION EDITOR FOR GUIDELINES, POSITION PAPERS, AND INVITED REVIEWS

Eli Perencevich, MD, MS • Iowa City, IA

MANAGING EDITOR

Meighan Schreiber, MSSA • New York, NY

PAST EDITORS

Infection Control

Richard P. Wenzel, MD, 1980-1987 (vols. 1-8)

Infection Control & Hospital Epidemiology

Richard P. Wenzel, MD, 1988-1992

(vols. 9-13)

Michael D. Decker, MD, 1993-2001 (vols. 14-22)

Barry M. Farr, MD, 2002-2004 (vols. 23-25)

William R. Jarvis, MD, 2005-2006 (vols. 26 and 27)

EDITORIAL ADVISORY BOARD

Deverick Anderson, MD, MPH • Durham, NC
Anucha Apisarnthanarak, MD • Pratumthani, Thailand
Lennox Archibald, MD, FRCP • Alachua, FL
Shailen Banerjee, PhD • Atlanta, GA
Elise M. Beltrami, MD, MPH • Atlanta, GA
Jo Anne Bennett, RN, PhD • New York, NY
David Birnbaum, PhD, MPH • Sidney, BC
Marc Bonten, MD • Utrecht, Netherlands
Christian Brun-Buisson, MD • Creteil, France
John P. Burke, MD • Salt Lake City, UT
David P. Calfee, MD, MS • New York, NY
Yehuda Carmeli, MD, MPH • Tel Aviv, Israel
Donald E. Craven, MD • Burlington, MA
Christopher Crnich, MD, MS • Madison, WI
Erika D'Agata, MD, MPH • Boston, MA
Daniel Diekema, MD • Iowa City, IA
Erik Dubberke, MD, MSPH • St. Louis, MO
Charles E. Edmiston, Jr., PhD • Milwaukee, WI
Theodore C. Eickhoff, MD • Denver, CO
Mohamad Fakhri, MD, MPH • Grosse Pointe Woods, MI
Petra Gastmeier, MD • Berlin, Germany
Jeffrey Gerber, MD, PhD • Philadelphia, PA
Dale N. Gerding, MD • Hines, IL
Donald A. Goldmann, MD • Boston, MA
Nicholas Graves, PhD • Brisbane, Australia
Donna Haiduvén, RN, PhD, CIC • Tampa, FL
Anthony D. Harris, MD, MPH • Baltimore, MD
Elizabeth Henderson, PhD • Calgary, AB
David K. Henderson, MD • Bethesda, MD
Loreen A. Herwaldt, MD • Iowa City, IA
Peter N. R. Hestline, MD • Brea, CA

John A. Jernigan, MD, MS • Atlanta, GA
Mini Kamboj, MD • New York, NY
James T. Lee, MD, PhD • St. Paul, MN
L. Clifford McDonald, MD • Atlanta, GA
Allison McGeer, MD • Toronto, ON
Leonard A. Mermel, DO, ScM • Providence, RI
Robert R. Muder, MD • Pittsburgh, PA
Linda Mundy, MD • Collegeville, PA
Joseph M. Mylotte, MD, CIC • Buffalo, NY
Jan Evans Patterson, MD • San Antonio, TX
David A. Pegues, MD • Philadelphia, PA
Didier Pittet, MD, MS • Geneva, Switzerland
Isaam Raad, MD • Houston, TX
Manfred L. Rotter, MD, DipBact • Vienna, Austria
William A. Rutala, PhD, MPH • Chapel Hill, NC
Lisa Saiman, MD, MPH • New York, NY
Sanjay Saint, MD, MPH • Ann Arbor, MI
Sorana Segal-Maurer, MD • Flushing, NY
Lynne M. Schulster, PhD • Atlanta, GA
John A. Sellick, DO • Amherst, NY
Andrew E. Simor, MD • Toronto, ON
Philip W. Smith, MD • Omaha, NE
Kurt Stevenson, MD, MPH • Columbus, OH
Nimalie Stone, MD • Atlanta, GA
Thomas Talbot, MD, MPH • Nashville, TN
Paul Tambyah, MBBS • Singapore
William Trick, MD • Chicago, IL
Antoni Trilla, MD, PhD • Barcelona, Spain
Robert A. Weinstein, MD • Chicago, IL
Andreas Widmer, MD, MS • Basel, Switzerland
Marcus Zervos, MD • Detroit, MI

Infection Control & Hospital Epidemiology (ISSN 0899-823X) is published monthly by Cambridge University Press, 32 Avenue of the Americas, New York, NY 10013, USA.

Editorial Office

Communications should be addressed to the Editor, *Infection Control & Hospital Epidemiology*, 32 Avenue of the Americas, New York, NY 10013 (email: mschreiber@cambridge.org; telephone: 212-337-5954, fax: 212-337-5959). Contributors should consult the Instructions for Contributors, which is available at the journal's Web site.

Advertising

Please direct advertising inquiries to M. J. Mrvica Associates, 2 West Taunton Avenue, Berlin, NJ 08009 (e-mail: mjmrvica@mrvica.com; telephone: 856-768-9360, fax: 856-753-0064). Publication of an advertisement in *Infection Control & Hospital Epidemiology* does not imply endorsement of its claims by the Society for Healthcare Epidemiology of America, by the Editor, or by Cambridge University Press.

Permissions

Articles may be copied or otherwise reused without permission only to the extent permitted by Sections 107 and 108 of the US Copyright Law. Permission to copy articles for personal, internal, classroom, or library

use may be obtained from the Copyright Clearance Center (<http://www.copyright.com>, email: info@copyright.com). For all other uses, such as copying for general distribution, for advertising or promotional purposes, for creating new collective works, or for resale, please contact Cambridge University Press. Full details may be found at: www.cambridge.org/about-us/rights-permissions.

Subscriptions

The individual subscription rate for 2016 is \$235. Individuals have the option to order directly from Cambridge University Press. Institutional print + electronic and e-only subscriptions are available from Cambridge University Press and include unlimited online access; rates are tiered according to an institution's type and research output and may be reviewed at the journal's CJO homepage: <http://journals.cambridge.org/ICE>.

Please direct subscription inquiries and requests for back issues to Customer Services at Cambridge University Press, e-mail: subscriptions_newyork@cambridge.org (USA, Canada, and Mexico) or journals@cambridge.org (outside of USA, Canada, and Mexico).

Postmaster: Send address changes to *Infection Control & Hospital Epidemiology*, Cambridge University Press, 32 Avenue of the Americas, New York, NY 10013 USA.

About the cover:



The cover format of each volume of *Infection Control & Hospital Epidemiology* honors one of the many professionals throughout history who recognized not only how disease might be spread but also how the principles of epidemiology could be applied to reduce healthcare-associated infections.

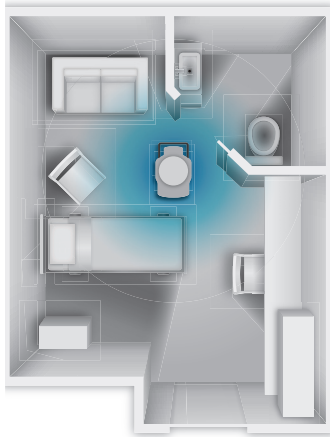
Florence Nightingale (1820–1910) was named after the Italian city where she was born to affluent and well-educated English landowners. As a middle-class woman in Victorian England, Florence recognized that she was destined for a life of domesticity and “trivial occupations.” Her choice of nursing, given its reputation at the time as a vocation for poor elderly spinsters, was met with significant familial opposition. During her European travels, Ms. Nightingale visited the Deaconess Mutterhaus in Kaiserswerth, Düsseldorf, one of the most forward thinking nursing training schools of the day. She returned to Düsseldorf to complete her training and then studied with the Sisters of Charity in Paris. She later assumed the role of superintendent at a hospital for invalid gentlewomen in London.

In 1854, the Minister of War invited Ms. Nightingale to oversee the introduction of nurses at British Army hospitals in Scutari, Turkey. Up to that point, 20% of men who fought in the Crimean War died, and approximately 70% of those deaths were due to infections such as typhus, cholera, typhoid, and dysentery. The germ theory of disease had not yet been formulated, but Florence Nightingale recognized that most problems were caused by “inadequate diet, dirt, and drains.” She adopted the concept of “sanitary nursing” ensuring that patient care focused on prevention of infection through adequate diet, fresh air, light, warmth, and cleanliness. She was an early advocate for hand hygiene and the need for clean water, adequate ventilation, and appropriate sewage disposal. Each night, she traveled through more than 6 km of hospital wards carrying a Turkish lamp; thus the media referred to her as “The Lady with the Lamp.” With her interventions, mortality rates declined to 2%–6%.

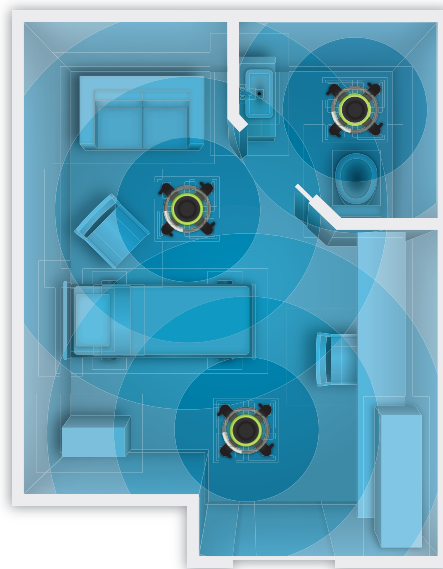
In response, a grateful nation raised £50,000 for the Nightingale Fund, and the first professional training school for nurses at St. Thomas’ Hospital, London, was established under her direction. Florence Nightingale was one of the first to apply statistical analysis to her observations. She made important recommendations regarding the optimal design of hospitals and patient wards, saying, “The very first requirement in a hospital is that it should do the sick no harm.” Training schools have been established worldwide based on her ideas. Florence Nightingale was the first woman to receive Britain’s highest civilian decoration, the Order of Merit. She died at the age of 90 after many years of being bed-ridden due to chronic illness, possibly brucellosis.

surfacide®

First-Generation UV Room Cleaning



surfacide®



Shadow Problem Solved!

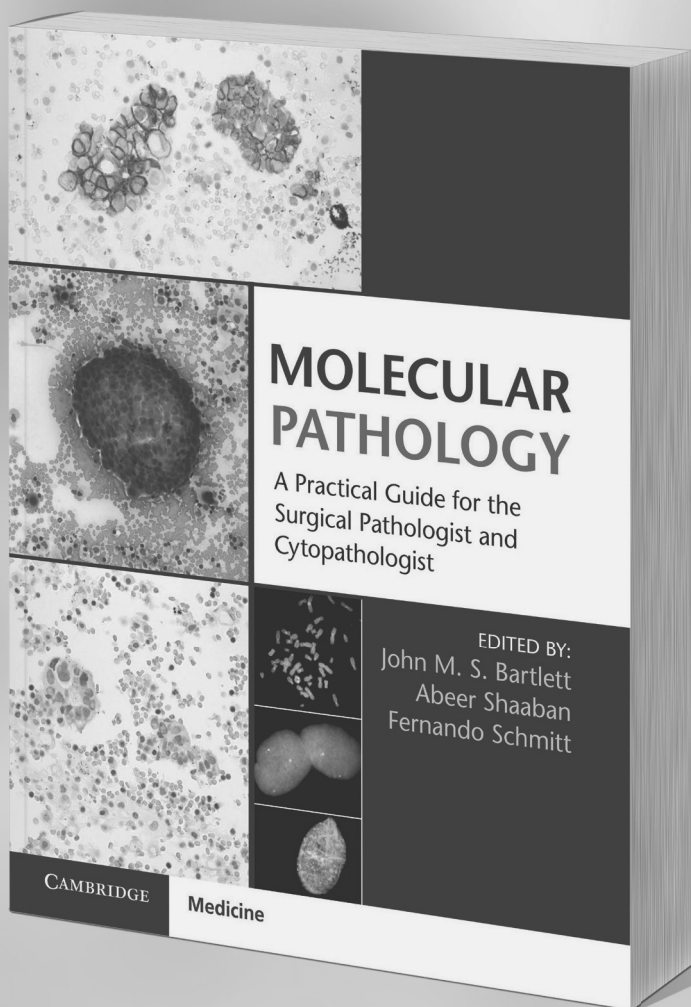
The Surfacide UV-C Disinfection System is the **ONLY** system that uses 3 towers instead of 1. This approach delivers UV-C energy to ALL spaces in one single disinfection cycle.

To schedule a live-demonstration webinar, call toll free: 844-390-3538

Surfacide.com

OUT NOW!

MOLECULAR PATHOLOGY

Edited by **John M. S. Bartlett**,*Ontario Institute for Cancer Research, Toronto***Abeer Shaaban**,*University Hospitals Birmingham NHS Foundation Trust***Fernando Schmitt**,*Laboratoire National de Santé, Luxembourg*

This practical manual provides a comprehensive yet concise guide to state-of-the-art molecular techniques and their applications. It starts with an overview of the essential principles of molecular techniques, followed by separate chapters detailing the use of these techniques in particular tissues and organs, and describing recommended treatment plans. Each chapter covers the tests available, their advantages, limitations, and use as diagnostic and prognostic tools, with key learning points at the end of each topic. Using both histologic and cytologic samples, it discusses how to interpret test results in a pathologic context and enables trainees and practicing pathologists to gain an in-depth understanding of molecular diagnostic techniques and how to incorporate them into routine diagnostic practice. Aiding the daily practice of refining diagnosis, as well as offering a didactic approach, this book is an essential reference for practicing pathologists and cytopathologists as well as trainees in pathology.

- Offers a system-specific molecular approach in tissues and cytological preparations and covers current and future trends in molecular pathology to familiarize pathologists and cytopathologists with molecular diagnostic and prognostic criteria
- Describes the application of molecular techniques in diagnostic histopathology, cytopathology and clinical management
- Each chapter ends with a set of key learning points, offering a summary as well as a learning tool to surgical pathologists and cytopathologists

Print/Online Bundle**414 pages / 86 color illus. 38 tables****9781107443464 / \$135.00 / £84.99**

For more information, please go to
www.cambridge.org/molecularp pathology

**CAMBRIDGE**
UNIVERSITY PRESS