

ARTICLE

Stop contrast acquisition in child Kriol: Evidence of stable transmission of phonology post Creole formation

Rikke L. BUNDGAARD-NIELSEN¹ , Brett J. BAKER² , Elise A. BELL³  and Yizhou WANG⁴

¹MARCS Institute for Brain, Behaviour and Development, Western Sydney University, Australia

²School of Languages and Linguistics, University of Melbourne, Australia

³Department of Linguistics, University of California, Los Angeles, USA

⁴School of Languages and Linguistics, University of Melbourne, Australia

Corresponding author: Rikke L. Bundgaard-Nielsen; Email: rikkelou@gmail.com

(Received 25 August 2022; revised 20 June 2023; accepted 30 June 2023)

Abstract

Many Aboriginal Australian communities are undergoing language shift from traditional Indigenous languages to contact varieties such as Kriol, an English-lexified Creole. Kriol is reportedly characterised by lexical items with highly variable phonological specifications, and variable implementation of voicing and manner contrasts in obstruents (Sandefur, 1986). A language, such as Kriol, characterised by this unusual degree of variability presents Kriol-acquiring children with a potentially difficult language-learning task, and one which challenges the prevalent theories of acquisition. To examine stop consonant acquisition in this unusual language environment, we present a study of Kriol stop and affricate production, followed by a mispronunciation detection study, with Kriol-speaking children (ages 4–7) from a Northern Territory community where Kriol is the *lingua franca*. In contrast to previous claims, the results suggest that Kriol-speaking children acquire a stable phonology and lexemes with canonical phonemic specifications, and that English experience would not appear to induce this stability.

Keywords: voicing contrasts; first language acquisition; linguistic variation; Creole; phonology

Introduction

We present the first study of the acquisition of the production (Study 1) and perception (Study 2) of voicing contrasts in stops and affricates in child speakers of the North Australian contact language Kriol. Kriol has been reported to exhibit an unusual degree of variability in the implementation of phonological contrasts and lexical items, both within and between speakers (Sandefur, 1979, 1986; Stewart et al., 2018, 2020), and this variation presents Kriol-acquiring children with an unusual ‘moving target’ of acquisition, with significant implications for theories of language acquisition, and our understanding of the phonetics-phonology-lexicon interfaces.

© The Author(s), 2023. Published by Cambridge University Press. This is an Open Access article, distributed under the terms of the Creative Commons Attribution licence (<http://creativecommons.org/licenses/by/4.0>), which permits unrestricted re-use, distribution and reproduction, provided the original article is properly cited.

As most language acquisition researchers are unlikely to be familiar with Kriol, and the language contact/Creolistics literature, we consequently first introduce KRIOL, and the literature on PHONOLOGICAL VARIATION AND THE CREOLE CONTINUUM, before we discuss obstruent acquisition in sections DEVELOPMENT OF L1 PHONOLOGY: PERCEPTION, and DEVELOPMENT OF L1 PHONOLOGY: PRODUCTION. Finally, we introduce the two studies (Study 1: stop production, and Study 2: mispronunciation detection) that we report on.

Kriol

Kriol (ISO 639-3 rop) is an English-lexified Creole spoken in Northern Australia by approximately 20,000 people (Australian Institute of Aboriginal and Torres Strait Islander Studies/Commonwealth of Australia, 2005), making it the most widely spoken Indigenous language after English/Aboriginal English.¹ Kriol has developed in the past 100 years from contact between speakers of Australian Indigenous languages (often referred to as ‘substrate languages’) and English (often referred to as the ‘superstrate’ language) in areas associated with the pastoral industry in the Northern Territory, Queensland and Western Australia (Harris, 1986; Munro, 2011; Sandefur, 1979).

Phonologically, many Australian Indigenous languages, including those which contributed to Kriol, have ‘long and thin’ consonantal inventories: they have up to six oral places of articulation (labial, lamino-dental, apico-alveolar, apico-post-alveolar, lamino-alveo-palatal, and velar), sometimes with an additional glottal stop phoneme, but famously lack voicing distinctions and fricatives altogether. Some languages employ ‘fortis’ and ‘lenis’ stop consonant contrasts characterized by duration differences, including some of those which contributed to Kriol (Fletcher & Butcher, 2014; Hamilton 1996).

Instrumental phonetic and perception studies with adult speakers of Kriol (of the variety ‘Roper Kriol’, spoken in the Roper River basin in the Northern Territory; Baker *et al.*, 2014; Bundgaard-Nielsen & Baker, 2016, 2019) indicate that the consonantal inventory of Kriol reflects its dual heritage: The ‘long and thin’ inventory of Indigenous Australian languages has become even LONGER in Kriol, with the incorporation of a glottal fricative /h/, but also THICKER, through inclusion of affricates /tʃ dʒ/ and voiceless fricatives /f s ʃ h/ (see Table 1).

Where a PHONOLOGICAL stop voicing contrast (e.g. /p/ versus /b/) is implemented, stops differ in voice onset time (VOT) in initial position and in VOT and constriction duration in intervocalic contexts (Baker *et al.*, 2014; Bundgaard-Nielsen & Baker, 2016; Bundgaard-Nielsen & Baker, 2019; see also discussion of Light Warlpiri in Bundgaard-Nielsen & O’Shannessy, 2021, though Light Warlpiri is a Mixed Language, not a Creole). The medial constriction duration difference in (Roper) Kriol is like the ‘fortis’-‘lenis’ difference in some of the Kriol substrate languages: Ngalakgan, Ngandi, and Ritharrngu

¹It is possible that Kriol consists of multiple regional dialects, with potential differences in their phonologies, and most likely differences in their lexicons, reflecting contributions from different substrate languages. This is an understudied area, and little systematic examination of dialectal variation has been undertaken (but see Dickson & Durantini, 2019). We distinguish also here between Kriol proper and Aboriginal English, an ill-understood spectrum of English-lexified varieties spoken by a range of speakers with quite distinct language-learning histories, uniting under a single term speakers from e.g. Melbourne and Sydney, who may have acquired no other language, with speakers from e.g. Yirrkala, central Australia, and Croker Island, who typically acquired an Indigenous (i.e. autochthonous) language before or simultaneously with some variety of English, typically in an attenuated form; see Sandefur, 1985).

Table 1. The obstruent inventory of (Roper) Kriol, adapted from Baker et al. (2014)

	Labial	Dental	Alveolar	Retroflex	Alveo-palatal	Velar	Glottal
Stops	p b	t̪ d̪	t d	(t) ɖ		k g	
Affricates					tʃ dʒ		
Fricatives	f		s		ʃ		h

Table 2. Word-initial VOT (in ms) in Australian English from Sydney (Antoniou et al., 2010), Melbourne (Clothier & Loakes, 2018), and Katherine (Jones & Meakins, 2013), as well as (Roper) Kriol (Baker et al., 2014). Not all studies record values from every place of articulation. N = number of participants

Source	/p/	/t/	/k/	/b/	/d/	/g/
Aust. Eng., Sydney (Antoniou et al., 2010; N = 8)	77	83		-2	6	
Aust. Eng., Melbourne (Clothier & Loakes, 2018; N = 30)		83			19	
Aust. Eng., Katherine (Jones & Meakins, 2013; N = 4)*	~50	~70	~50	~-25	~-5	~10
Roper Kriol (Baker et al., 2014, Study 1; N = 1)	66	56	90	14	24	37
Roper Kriol (Baker et al., 2014, Study 2; N = 2)	45	64	56	18	22	29

*Approximate values available only.

(Fletcher & Butcher, 2014): fortis/long stops typically have TWICE THE CONSTRICTION DURATION of lenis/short stops. These PHONETIC characteristics set Kriol apart from English, including Standard Australian English (SAE), where constriction durations of voiced and voiceless pairs differ only by a few milliseconds (Byrd, 1993; Jones & Meakins, 2013), and this distinction is not perceptually relevant. Table 2, from Bundgaard-Nielsen and O'Shannessy (2021) summarises the available VOT information for SAE and (Roper) Kriol.

Phonological variation and the Creole Continuum

Kriol, like other Creoles (Siegel, 2008, p. 235), has been conceptualised using a (Post-)Creole Continuum Model (DeCamp, 1971). Under this model, Creoles are conceived of as linguistic continua with one end described as 'basilectal' (more like the substrate languages) and the other described as 'acrolectal' (more like the superstrate language). The continuum model sees speakers as 'sliding' up and down the continuum in response to such factors as interlocutors, context, and topic, as in this quote from Sandefur (1986, p. 50), describing Kriol (where 'heavy' means 'closer to basilectal' and 'light' means 'closer to acrolectal'):

The majority of Kriol words [have] several alternate pronunciations (e.g. *jineg*, *jinek*, *sinek*, *sineik*, *sneik* 'snake') [...] Except for the extreme heavy and light variations of some words, most Kriol speakers control virtually all pronunciations in their active everyday speech. No Kriol speaker speaks with a consistently light pronunciation. [...] With few exceptions, every stream of Kriol speech will contain some words with heavy pronunciations and some with light pronunciations. Within the same conversation and even within the same sentence, it is not uncommon for Kriol speakers to use more than one of the pronunciation alternatives.

In the original proposals, the Creole continuum is discussed almost exclusively with respect to the LEXICON and MORPHO-SYNTAX (e.g., DeCamp, 1971; Rickford, 1987; Bickerton 1973), both domains under (some degree of) speaker control, and domains that are well-known to be exploited for sociolinguistic purposes. In Kriol, by contrast, the primary manifestation of the continuum model is in claims of HIGHLY VARIABLE PHONOLOGICAL SPECIFICATIONS FOR WORDS, and – the focus here – IN TERMS OF THE PHONETIC IMPLEMENTATION OF ITS OBSTRUENT PHONOLOGY, the latter a domain of speech that is much less likely to be under conscious control, and thus perhaps less likely to be employed as a sociolinguistic marker.

At the BASILECTAL end of the continuum, Kriol is reported to lack voicing and manner contrasts in obstruents (there is only one series of stops and no fricatives or affricates), reflecting the phonological structure of the substrate languages. To exemplify, this has the consequence that BOTH /pi:tʃ/ and /bi:tʃ/ refer to the fruit ('peach') AND the location ('beach') at the basilectal end of the continuum. At the ACROLECTAL end of the continuum, however, Kriol maintains two series of contrasting stops, and contrastive fricatives and affricates, reflecting the phonological structure of the lexifier English. Consequently /pi:tʃ/ refers to the fruit only, and /bi:tʃ/ to the location only at the acrolectal end of the continuum. Under this model, speakers thus sometimes implement stop voicing and stop-fricative contrasts, and sometimes not, even within a single utterance and even for the same lexical items (Sandefur, 1979, 1985, 1986; Stewart *et al.*, 2018, 2020). Recent work has questioned this unusual 'on-off' phonological system and suggested that most, if not all, of this phonological variation can be accounted for, not by the continuum model, but by differences in (first and second) language acquisition histories and use patterns (Baker *et al.*, 2014; Bundgaard-Nielsen & Baker, 2016, 2019; cf. Siegel, 2008: Chapter 9 on Tok Pisin in Papua New Guinea). Such an explanation is not incompatible with observations of variation in the use of Kriol in Kriol-speaking communities.

While all languages exhibit some degree of PHONETIC variation in the realisation of their phonological inventories, the PHONOLOGICAL variation proposed for Kriol constitutes an unusual learning challenge for Kriol-acquiring children, because the interchangeable use of a basilectal phonological inventory and a larger acrolectal inventory requires infants and children to manage a high degree of unpredictable phonological (and lexical) variation in the input and acquire a similar system of 'fluid' L1 phonology and flexible lexical specifications. In other words, if we take the Creole Continuum at face value in the domain of PHONOLOGY, Kriol-acquiring children must keep their phonological options open by acquiring a highly underspecified phonological system, UNTIL AND UNLESS regularity in the implementation of voicing and manner contrasts (and stable lexical representations) develops. This stabilisation has been suggested to happen through regular contact and rapprochement with the lexifier (i.e., DE-CREOLISATION), through formal schooling (Sandefur, 1979; Stewart *et al.*, 2018, 2020), though it is not clear how the process is assumed to work. We speculate that the argument would be that phonological contrasts at the acrolectal end of the continuum stabilise because contact with the lexifier REINFORCES them, as opposed to being a situation in which transfer from English introduces LEXIFIER CONTRASTS, as Kriol stop voicing phonetics differs from English by relying on constriction duration as well as VOT (Baker *et al.*, 2014; Bundgaard-Nielsen & Baker, 2016; Bundgaard-Nielsen & Baker, 2019.).

The reported variation in Kriol phonology presents a significant challenge to theories of L1 phonological acquisition and the typical predictable intergenerational transmission of language. Most, if not all, theories of first (and second) language segmental acquisition such as the Perceptual Assimilation Model (PAM: Best, 1995), the Speech Learning

Model, (SLM: Flege, 1991), and the Native Language Magnet model (NLM: Kuhl et al., 2008) assume that languages have concrete lexical specifications of words and stable phonological inventories.² These models of acquisition differ in how they account for first language segmental attunement and the formation of a phonological system, but they all assume that language acquisition relies on children identifying systematic, though not always simple, relationships between the phonemes of the L1, as they participate in lexemes, and their phonetic realisations as they are presented in the input from caregivers and the community. Thus, first language acquisition under the Creole Continuum Model – in the domain of phonology – constitutes a very unusual scenario.

There has been limited investigation of the acquisition of L1 phonology by Creole-acquiring children (but see discussion of two studies below in DEVELOPMENT OF L1 PHONOLOGY: PRODUCTION), and to our knowledge none with children acquiring Kriol, and no proposal for L1 acquisition under a Continuum model is available. Such research would have implications for language acquisition theory, with a view to understanding the effect of variation in the input, broaden the typological scope of the existing empirical work, and equally importantly, have implications for language description and language policy, and education, in language contact scenarios. Decades of predominantly laboratory-based research with a range of (predominantly European) languages has however demonstrated that infants and toddlers acquire their native language phonology in terms of both perception and production within the first few years of life, and that a stable phonological system is essential for word-learning (see discussion immediately below). In what follows, we review the acquisition of phonology with a particular view to the role of variability in the input, and the role of vocabulary expansion for L1 phonological development.

Development of L1 phonology: Perception

Perception research with infants acquiring a wide range of (non-contact) languages shows that infants' phonological category formation is well underway by 6-10 months of age, with categorical perception of native consonants (including voicing distinctions) acquired first, and native vowels towards the end of the first year of life (see for instance, Best & McRoberts, 2003; Best et al., 1988; Kuhl et al., 2008; Polka et al., 2001; Rivera-Gaxiola et al., 2005; Werker & Lalonde, 1988; Werker & Tees, 1984). It is also, presumably, regularity and predictability in the shape of lexemes, and in the phonetic realisation of the L1 phonemes, that allows typically developing children, in their second year of life, to begin to recognise familiar words also in novel and unfamiliar dialects/accents (e.g., Best et al., 2009; Mulak et al., 2013; White & Aslin, 2011).

In light of this research, how one might conceptualise phonological acquisition in a language without a stable phonological inventory and stable lexemes is a significant question, and it may be intuitively appealing to consider the reported variation in Kriol as similar to the type of challenge faced by bilingual children exposed to partially overlapping phonologies

²These assumptions do not rule out the possibility (or we might suggest, certainty) of PHONETIC variability in the realisation of (some) phonemes, nor that individual (for instance, L2) speakers may systematically differ from the standard inventory and contribute to the input to children. The point is that the PHONOLOGICAL variability proposed in the continuum model results in contrastiveness being sometimes implemented and sometimes not on the same continuous phonetic variables, like voicing. Phonetic variability aside, for most (non-Creole) languages, it is not the case that speech segments are argued to be contrastive some of the time but not at other times, in a largely unpredictable fashion.

and cognate lexical items in their languages. In bilingual environments, however, research shows that infants can tell at least some aspects (rhythmic, phonological/phonetic) of those languages apart soon after birth (Bosch & Sebastián-Gallés, 2001; Byers-Heinlein *et al.*, 2010), suggesting that children recognise the acoustic-phonetic or articulatory ‘signature’ of each language as distinct, and that they do not interpret the difference between the two languages as a dimension of variation within one language system. Presumably this is because the phonological and lexical differences (even in cognate words) are structured and predictable in the input to bilingual infants; the structure and predictability make this type of input fundamentally different to the type of unpredictable variation between contrast maintenance and a lack of contrast which is supposed to hold for Kriol.

Learning two phonological systems at the same time, may, however, take a little longer than it takes to learn just one (Bosch & Sebastián-Gallés, 2003; Burns *et al.*, 2007; Graf Estes & Hay, 2015). This is hardly surprising given the increased complexity in the task and the fact that dual language input reduces the quantity of input in each language; input frequency matters even for monolingual children (Anderson *et al.*, 2003). Importantly, for the present paper, this suggests that children respond to greater variation in the input – here in the form of input from two different languages – by extending the ‘data collection period’ before they settle on an analysis/inventory for each language. Consequently, we might expect that the reported variation in Kriol may induce a similarly extended data collection, and a longer period with substantial variation in the realisation of individual phonemes between and within children, though the onset of word-learning may provide a natural end to the extent of this period.

The vowel perception of Spanish–Catalan bilingual infants, in particular, highlights the role that word-learning plays in encouraging an infant to work out and ‘settle’ on a phonological inventory, again assuming that words have canonical forms, and are composed of phonological segments selected from a stable phonological system, and with language specific phonetic realisations. Infants exposed to Spanish and Catalan from birth successfully discriminate and categorise Catalan /e/-/ɛ/, a contrast not shared with Spanish, at 12 months of age (Bosch & Sebastián-Gallés, 2003). However, Catalan–Spanish bilingual children lose this ability in the second year of life, when word-learning accelerates, and fail to notice mispronunciations of these vowels in familiar words. Recovery in the ability to discriminate the Catalan /e/-/ɛ/ contrast is seen in the third year of life, but only for children who are Catalan dominant and presumably have more consistent evidence that /e/-/ɛ/ are contrastive (Ramon-Casas *et al.*, 2009). Spanish-dominant children face a longer journey to success, and it is possible that this reflects early lexical encoding consistent with Spanish rather than Catalan, and limited or unreliable evidence of contrastiveness (Ramon-Casas *et al.*, 2023). Research with ADULT Spanish–Catalan bilinguals further shows that Spanish-dominant adults are also less accurate and more variable in /e/-/ɛ/ discrimination (Bosch & Ramon-Casas, 2011; Lleó *et al.*, 2008). This suggests that the effects of early lexical encoding persist for years even in continued language contact environments.

We are not arguing here that Kriol-speaking children are raised as Kriol–English bilinguals and experience a conflict in the perception of the phonology of two related but distinct languages like Spanish–Catalan bilinguals, nor do we focus on vowel acquisition. The insights from the research with Spanish–Catalan bilinguals, however, are relevant because they highlight the importance of the QUALITY and QUANTITY of input to children for successful phonological development, and the role of vocabulary acquisition in segmental acquisition. The (atypical, perhaps) Spanish–Catalan bilingual research is particularly relevant here (as opposed to research investigating simultaneous acquisition of typologically distant languages) because it suggests that – in case of confusion or

conflict in partially overlapping input – children adopt the smaller system rather than the bigger one. For the bilingual Spanish–Catalan infants, this results in a Spanish vowel inventory unless the evidence is particularly good that Catalan has an /e/-/ɛ/ contrast (Ramon-Casas et al., 2009, 2023). If Kriol, and thus Kriol input to children, is highly variable and well-captured by a continuum model, we might hypothesise that Kriol-acquiring infants/young children will ‘settle’ on the most minimal phonological system possible (namely, one WITHOUT a phonological voicing or manner distinction in obstruents), as they may ignore evidence of these distinctions, if the input is too varied or too inconsistent. It is such a system that we might then expect to see implemented also in production.

Development of L1 phonology: Production

While the relationship between speech PERCEPTION and production is not perfectly understood, it is generally assumed that children’s PRODUCTION of phonological segments (and thus words) develops based on their perception of the input. Becoming a SPEAKER of a language, however, involves not just the recognition of WHAT should be produced, but also HOW to produce it, and target fidelity in child language production LAGS relative to adult-like segmental perception. Child productions are characterised by differences in child versus adult word forms, and in phonological processes such as segment deletion, insertion, and metathesis.

In languages including English, Mandarin, Standard Greek, Cypriot Greek and Korean, research has shown that children produce contrastive VOT from an early age (Kim & Stoel-Gammon, 2009; Okalidou et al., 2010; Yang, 2021), though they exhibit more variation in the realisation of voiceless stops than adults and may try to avoid using words with voiceless stop onsets because they are harder to produce (Lowenstein & Nittrouer, 2008; Millasseau et al., 2021). Differences in the age of attainment of two- vs three-way contrasts (e.g., English, Mandarin, and Standard Greek vs Korean and Cypriot Greek) further suggest that it is harder to acquire a three-way distinction. Despite this greater variability in child productions, cross-linguistic comparisons of age of target-like production of phonemes also suggest that most (though not all) children largely produce their native phonemes correctly by their fifth birthday, with articulatorily more complex segments being acquired later than articulatorily simple segments (McLeod & Crowe, 2018). While the timing of this achievement in production is later than what can be demonstrated for segmental perception, the patterns indicate clearly that children very quickly become not just effective listeners but also effective producers of their L1, and many of the phonological and phonetic processes that impede production can be ascribed to differences in fine-motor control between adults and children and differences in the coordination of speech gestures (Millasseau et al., 2021). They are not typically ascribed to difficulties in perceiving the contrast in question.

Two recent studies of the acquisition of phonology, including stop voicing distinctions, by Creole-speaking children – the French-lexified Haitian Creole (Archer et al., 2018) and English-lexified Jamaican Creole (León et al., 2022) – are particularly relevant to what we might expect from child Kriol-speakers in terms of production. These studies have both taken the (post-)Creole continuum and its associated variation as a theoretical given, yet the results from the studies indicate consistency in the production (and, we assume, also perception) of the children. Archer et al. (2018) indicate that young Haitian Creole-speaking children produce all but three (/tʃ ɲ ɲ/) Haitian Creole phonemes by the

age of four, including voicing distinctions, in a manner that does not indicate the degrees of variation or idiosyncrasies predicted under a continuum model. León *et al.* (2022) investigated differences between child and adult productions of Jamaican Creole phonemes in children aged 3;4–5;11 years and found that both child and adult participants produced voicing-based distinctions, but that the adults in general produced voiced stops with negative VOT, while children produced voiced stops with an average of just over 0 ms positive VOT. Developmental and other population differences in this study considered, these results indicate that child speakers are acquiring the language of their community, including a stable phonological system and stable lexemes. The results of both studies are thus consistent with voicing contrast acquisition by children acquiring non-Creole languages discussed above, differing in the number of stop voicing categories and in the phonetic specifications of the stops. The results invite closer investigation of the productions of Kriol-acquiring children, to determine whether and how they implement a voicing distinction, whether they have flexible phonological specifications for Kriol words, and importantly, whether contact with the lexifier at school induces differences in linguistic behaviour (and presumably the phonological inventory of Kriol).

The present studies

We present two studies of Child Kriol VOT production and perception. **Study 1: Child Kriol stop production** examines Kriol stop production by 13 L1 Kriol-speaking children aged 4–7 years, to examine whether there is evidence of systematic implementation of a voicing distinction in stops and affricates, and stable lexical targets, despite the reported (extreme) variability in the input. The results from Study 1 indicate that child speakers of Kriol implement a VOT and constriction-based distinction in stops and affricates in stable lexical targets, consistent with the pattern observed for adult Kriol speakers in Baker *et al.* (2014), but inconsistent with reports of variable implementation of stop voicing and stop-fricative contrasts within and between speakers of Kriol. The results offer no evidence that schooling induces a voicing distinction in stops and affricates, though we observe some age-related differences in the implementation of VOT in alveolar and velar stop contrasts.

Study 2: Mispronunciation detection examines the same Kriol-speaking children's ability to detect a range of mispronunciation types in familiar words, such as the shift from /duwa/ (Eng. 'door') to /tuwa/. This study complements Study 1, with evidence that Kriol-speaking children recognise that Kriol words have canonical forms and accept words produced with the canonical shape while rejecting words that deviate in voicing, manner or place of articulation, as well as combinations of the three. The results also indicate that children's ability to reject mispronunciations improves with age for ALL tested mispronunciation types, not just those based on voicing mispronunciations that have been proposed to be variable and proposed to stabilise under influence from English. This improvement likely reflects the fact that older children have greater cognitive capacity, improved phonemic awareness and better test-taking skills, rather than an effect of extended exposure to English.

Together, the studies suggest that Kriol-speaking children acquire a single, stable phonological inventory, rather than a continuum of phonologies, and lexical items with canonical phonological specifications. This is consistent with what is assumed for non-Creole languages and provides evidence that input characterised by significant phonetic variation, and large numbers of L2 users, does not disrupt L1 phonological development.

Study 1: Child Kriol stop production

Participants

We recruited 13 children (7 female, 6 male; age range = 4;8 to 7;0, *M* age = 72.5 months/6 years) for the present study. At the time of testing, all participants lived in Beswick/Wugularr (see [Figure 1](#)): a remote, predominantly (95.7%) Indigenous community in the Northern Territory, Australia, with a population of 515 individuals (Australian Bureau of Statistics, 2022). All children were L1 Kriol speakers, raised by Kriol-speaking caregivers. In addition to Kriol, most parents and caregivers also had receptive and some expressive language competence in one or more 'traditional' (i.e. Indigenous, pre-contact) Australian languages, and to some extent in Australian English and/or Aboriginal English. All children were Indigenous Australian, raised in extended family households, including grandparent(s), parents, aunts/uncles, siblings, and cousins: the average household in Beswick has six permanent occupants (Australian Bureau of Statistics, 2022), but extended visits from relatives are common. Child rearing in Indigenous communities in Australia is often communal, with grandmothers and aunts (biological or classificatory), in particular, playing significant roles, and sometimes taking the role of main caregiver for extended periods (for a discussion, see, for instance, Lohoar et al., 2014). According to the Australian Bureau of Statistics, <5% of the Beswick population speak L1 Standard Australian English (SAE) (Australian Bureau of Statistics, 2022), and children are typically first exposed to SAE once they commence formal schooling, although most media such as television are in SAE

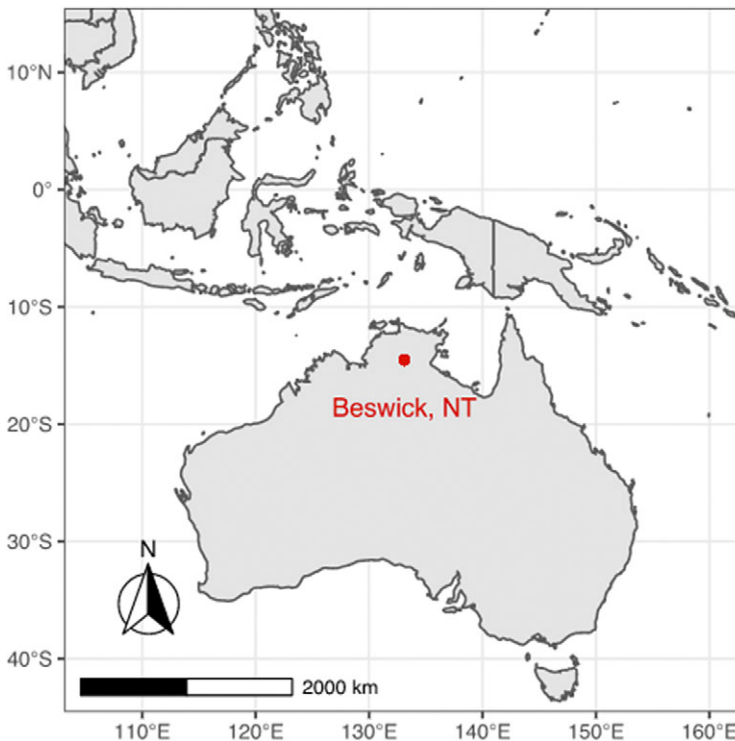


Figure 1. Map of Australia, indicating the location of Beswick, in the Northern Territory (NT).

also. Formal education levels in the community are very low by Western standards; 10% of the adult (15+) population in Beswick has completed Year 12 (High School) as their highest level of education (Australian Bureau of Statistics, 2022).

All participants attended the Preschool (one participant) or Primary school program (grades 0-3, 12 participants) at Wugularr Primary School in Beswick. All were acquiring English as a second language (L2) at school: classroom teaching at Wugularr School is conducted in English, generally by non-Indigenous staff. Indigenous (Kriol-speaking) support staff are, however, often present in the classrooms and assist with interpreting teacher instructions. We do not have school attendance information for the children and therefore cannot assess the amount of L2 English input each child has had via school. Instead, we use child age as a proxy for the quantity of L2 input received, and we assume that the older a child is, the more English exposure they have had. We acknowledge that this is an imprecise measure: research in similar schools in the Northern Territory suggests that attendance may only be around 50-60% on average (based on Department of Education figures quoted in Hill, 2008), so each child's quantity of exposure to English as an L2 must be considered in this light.

All children were reported to have normal hearing, but we did not conduct a formal hearing screening to verify this. Recurrent *otitis media* (middle ear infection) is common in many Indigenous communities, and some of the children may have an undiagnosed hearing impairment, despite none being reported. Participants were recruited by word of mouth, through existing contacts in the community. Parental consent and child assent were attained. Each child was rewarded with a small toy (either a book, toy car, doll, or textas/colouring pencils).

It was the research policy that children who were invited but did not wish to participate were also offered a toy; no child declined participation, and several requested repeat testing. To avoid the possibility of parental coercion, we did not compensate parents/caregivers for their time. The research was approved by the University of Melbourne Human Research Ethics Committee, approval number #1035119.

Materials

To elicit the voiced and voiceless stops /p t k b d g/ in word-initial and word-medial positions, in a wide range of vowel contexts, as well as affricates /tʃ dʒ/ in word-initial position, we selected 36 depictable nouns, in consultation with two literate adult L1 Kriol speakers, one who is trained in early childhood education, and another who has been involved in the creation of Kriol literacy materials for children. The consultants deemed that the selected words (see Table 3) were highly familiar words to young children. Figure 2 provides four examples of the visual material presented. Many words provided more than one target consonant. To ensure that the children would not identify word-initial/-medial stop production as the measure of interest in this study, nine filler items were included (in IPA): /san/ 'sun', /maus/ 'mouse', /eg/ 'egg', /kreb/ 'crab', /wotʃ/ 'watch', /masil/ 'freshwater clam', /li:f/ 'leaf', /fiʃ/ 'fish', /sisis/ 'scissors'. Additionally, practice items /dres/ 'dress', /haus/ 'house' and /baik/ 'bike' were presented before the elicitation task proper to ensure that the children understood the procedure. Data from filler and practice items were not included in the analyses. We avoided consonant clusters wherever possible; the word /sebʒa/ 'zebra' was the only exception due to difficulty identifying depictable nouns with word-medial /b/ in Kriol.

Table 3. Full list of Kriol target words in IPA, with glosses in English. Target consonant in bold. * An unintended five instances of 'orange juice' resulted in the collection of five /dʒ/ tokens, which we have included in our discussion of the results, though no statistical comparison was possible. Stress (from our auditory impressions) and inferred syllable breaks also indicated.

Target phoneme	Initial		Medial	
	Kriol (IPA)	English orthography	Kriol (IPA)	English orthography
/p/	'pi.gi	pig	'e.pul	apple
	'pe.li.kin	pelican		
/b/	baik	bike	'se.b.ɪa	zebra
	'ba.bul	bubble	'ba.bul	bubble
	buk	book	'tei.bul	table
	'ba.kit	bucket		
	be:d	bird		
	'ba.lu:n	balloon		
/t/	'tai.ga	tiger	'wo.ta	water
	'tei.bul	table		
	'te:.dul	turtle		
	tuʔ	tooth		
	'ti.ʃu	tissue		
/d/	do:g	dog	'spai.da	spider
	'du.wa	door	'te:.dul	turtle
/k/	ket	cat	'pe.li.kin	pelican
	'ke.rit	carrot	'ba.kit	bucket
	'ko.fi	coffee	'ge.ko	gecko
/g/	'ge.ko	gecko	'pi.gi	pig
	gu.'wa.na	goanna	'tai.ga	tiger
/tʃ/	tʃi:s	cheese		
/dʒ/*	dʒu:s	juice		



Figure 2. Examples of the pictures used in the elicitation task (door, table, apple and balloon).

Elicitation procedure

We elicited the Kriol lexical items in the following way: each participant was seated at a table in a quiet room in a house in Beswick, in front of a monitor displaying a PowerPoint presentation containing, first, the three practice items, and then a pseudo-randomised list of the elicitation items, each item displayed one at a time, with the pre-recorded Kriol prompt *Wanem dijan?* ('What is this?'), spoken in a child-directed register by a female L1 Kriol speaker, in her 50s (from a different community, and we assume unfamiliar to the children). The task was explained to the children in Kriol and English, by the first and second authors.

When a child provided a correct response, the experimenters gave positive feedback. Incorrect responses (for instance, saying 'bottle' for 'water') received feedback about the desired item name in Kriol: all productions uttered AFTER a prompt was given were excluded from analysis, to avoid accommodation. Each picture was displayed for as long as the child wished, and if it became clear that a child would not provide a response to a particular image, the item name was provided, the trial was skipped, and the researcher moved to the next elicitation item. All responses were recorded using a PMD660 Marantz flash-RAM digital recorder with a DPA d:fine headset microphone. All recordings had a 16-bit sampling depth with a sampling rate of 44.1 kHz.

Acoustic analyses

We extracted a total of 1200 analysable consonants from the 13 children's productions (one word/item/child, except where a child missed a trial). This allowed for the extraction of 1200 VOT measurements: 818 from word-initial stops and affricates, and 382 from word-medial stops (no medial affricates were elicited). We also extracted 382 word-medial constriction duration measurements; it is impossible to reliably identify word-initial constriction duration for words in isolation.

Tokens which were incompletely produced or interrupted by background noise, laughter, or contact with the microphone were excluded from our analysis. Only items where the child produced the intended utterance (or a semantically related Kriol word which included the original target consonant in the intended position: e.g. /kap/ 'cup' for 'coffee', /pigpig/ or /pigipigi/ for 'pig' /be:qbe:q/ or /be:q/ for 'bird', /sɪ:te:dul/ 'sea turtle' for 'turtle') were included in this analysis. Excluding non-target responses resulted in a loss of 3.1% of the VOT data and 1.98% of the constriction duration data.

The acoustic recordings were analyzed in *Praat* (Boersma & Weenink, 2013). Words and relevant consonants were segmented manually by a phonetically trained individual, and VOT (for initial and medial consonants) and constriction duration measurements (for medial consonants) were extracted using a *Praat* script. VOT was defined as the time between the burst/stop release and the onset of voicing. Voicing measurements were taken at the zero crossing before the second clear periodic wave. Constriction duration was measured as beginning at the initial stop closure (the end of the preceding vowel's clear F2) and ending at the stop burst.

Study 1: Predictions

On the basis of the review of Kriol phonology and phonetics, and the literature on phonological acquisition, we suggest that a number of plausible outcomes of Study 1 are possible. Predictions based on the Creole Continuum Model would likely involve a great

degree of variation in stop realisation both within and between child speakers, and within and between lexical items, as speakers could presumably be in a range of positions on the continuum. We might also see effects of age (as a proxy for exposure to English) such that older children produce VOT contrasts more reliably (or with English-like constriction durations) than younger children, due to de-Creolisation via formal schooling.

Predictions based on the literature on (predominantly non-Creole) phonological acquisition would suggest that, with appropriate caveats such as differences in the ratio of for instance, L1 to L2 Kriol input, and age-based differences in motor skills, Kriol-acquiring children will be able to manage (phonetic) variability in the input and settle on a single phonological inventory (rather than two or even more), and canonical word forms. This single phonological inventory would be implemented with reasonable consistency across the speaker group in both perception and production, reflecting a shared knowledge of Kriol phonology (even if the child speakers' stop realisations exhibit greater degrees of variation than what is observed in adult Kriol).

Study 1: Results

Group results

Group results are presented in Figure 3. We analysed the word-initial VOT values of the produced plosive consonants using linear mixed-effects modelling (LMM), where participants and lexical items were assigned as random intercepts, and the children's age (standardised: $Mean = 0$, $SD = 1$) was included as a covariate. Random slopes were not included due to a relatively small number of observations per condition (and thus models would fail to converge, as our initial analysis suggested). A total of three models were fitted, see Table 4. Model 1 took stop voicing as the only fixed factor (apart from age), while Model 2 included both stop voicing (voiced and voiceless, two levels) and POA (labial, alveolar, post-alveolar and velar, four levels) as categorical predictors. The categorical factors were treatment-coded, e.g., for stop voicing, 'voiced' = 0 (reference level), and 'voiceless' = 1. Model 3 also considered the interaction between the two factors (Voicing category and POA). The models were compared for their performance based on Akaike Information Criterion (AIC) and Bayesian Information Criterion (BIC) metrics, and Model 3 achieved the lowest AIC and BIC values, indicating the best goodness-of-fit. According to Model 3, voiced stops had a close-to-zero VOT estimate (5.518 ms), while voiceless stops had longer VOTs ($\beta = 46.636$, $p < .0001$). The difference between voiced and voiceless post-alveolars is 92ms ($p = .0008$) larger than the difference between voiced and voiceless labials (the reference level), in a cross-linguistically typical pattern. Finally, we calculated the effect size for the VOT differences between voiced and voiceless consonants for each POA: Large-sized differences (Cohen, 1988) were found between /b/ and /p/ (labials), Cohen's $d = 1.35$, 95% CI = [0.78, 1.92], between /d/ and /t/ (alveolars), $d = 1.59$, 95% CI = [0.92, 2.26], between /dʒ/ and /tʃ/ (post-alveolars), $d = 4.00$, 95% CI = [2.60, 5.42], and between /g/ and /k/ (velars), $d = 1.63$, 95% CI = [0.80, 2.45]. Taken together, the results indicate that Kriol-speaking children produce a clear VOT-based distinction for voiced and voiceless stops at the word-initial position, and that the distinction is present in all tested POAs.

For VOTs in word-medial plosives, we also fitted three models with different levels of complexity, see Table 5. Since the dataset contained a very small number of observations

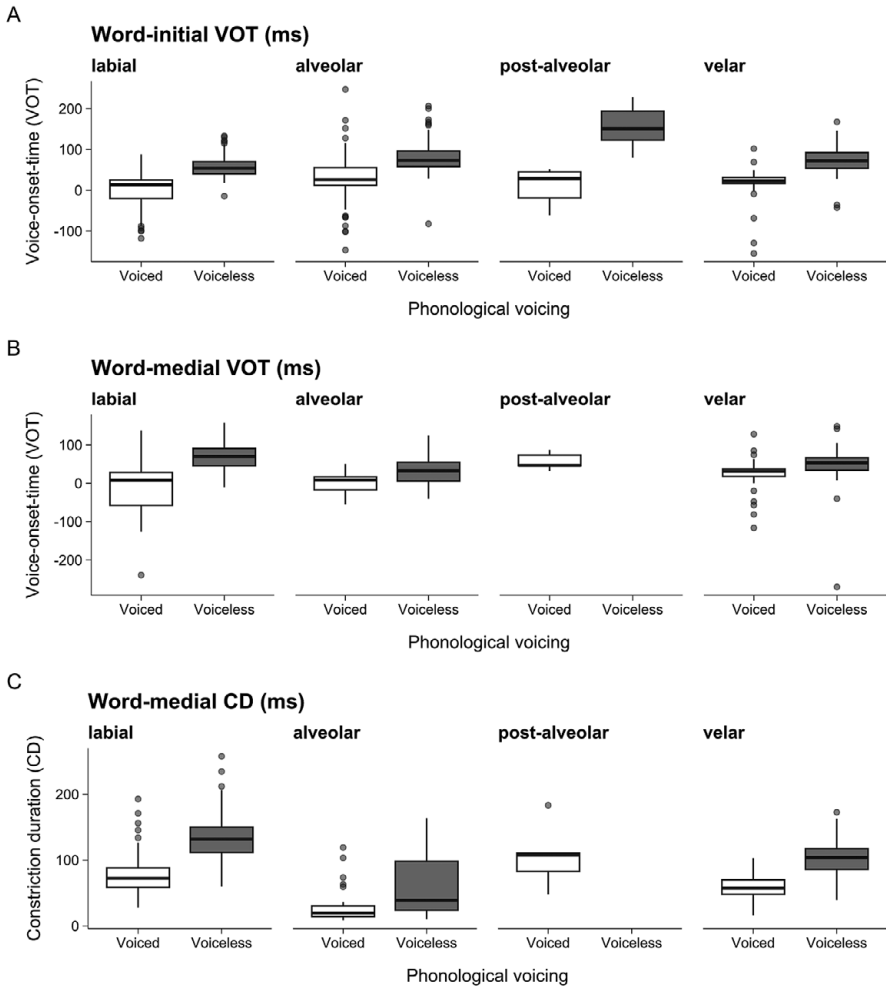


Figure 3. Boxplots showing distributions of word-initial VOTs, and word-medial VOTs and constriction durations (CD) in voiceless and voiced stops by four places of articulation (labial, alveolar, post-alveolar, and velar), in ms.

of post-alveolar affricates at the medial position ($N = 5$), only labials, alveolars, and velars were considered in these models ($N = 377$). By comparing the AIC and BIC metrics, Model 3 showed the best goodness-of-fit, although it originally had a boundary (singular) fit due to the relatively small dataset, and thus the random factor 'lexical item' was removed for the model to converge. According to Model 3, voiced labial stops had a close to zero estimate of VOT of -9.695 ms, while voiceless stops tended to have long VOTs ($\beta = 80.953$, $p < .0001$). Additionally, voiced alveolar and velar stops tended to have longer VOTs than labial voiced stops ($\beta = 19.762$ and 38.054 , $p = .0408$ and $p < .0001$, respectively). Significant interactions were found between voicelessness and the alveolar stops ($\beta = -63.634$, $p < .0001$), as well as between voicelessness and the velar stops ($\beta = -61.069$, $p < .0001$), indicating that the VOT difference was more salient in the labial context. As with the word-initial stops, we calculated the effect size of VOT

Table 4. Summary of fitted linear mixed-effects models (LMMs) for word-initial voice onset times (VOTs) in child Kriol

DV: Word-initial VOT	Model 1	Model 2	Model 3
Intercept	14.956*	1.359	5.518
Age (Standardised)	-2.305	-2.222	-2.262
Voicing (Ref. = <i>Voiced</i>)			
<i>Voiceless</i>	60.025***	57.203***	46.636***
PoA (Ref. = <i>Labial</i>)			
<i>Alveolar</i>	–	25.149**	22.206
<i>Post-alveolar</i>	–	47.943**	9.149
<i>Velar</i>	–	17.988	14.246
Interaction			
<i>Voiceless</i> × <i>Alveolar</i>	–	–	8.437
<i>Voiceless</i> × <i>Post-alveolar</i>	–	–	92.007***
<i>Voiceless</i> × <i>Velar</i>	–	–	9.565
Random effects			
Participant	27.3	29.67	28.2
Lexical item	486.4	325.50	245.4
Model evaluation			
Observation	818	818	818
Marginal R^2 – Fixed effects	.340	.439	.463
Conditional R^2 – Whole model	.538	.567	.563
Akaike Information Criterion (AIC)	8202	8174	8145
Bayesian Information Criterion (BIC)	8230	8216	8201

Note: * = $p < .05$, ** = $p < .01$, *** = $p < .001$.

differences between voiced and voiceless stops: a large-sized difference was found between /b/ and /p/ (labials), Cohen's $d = 1.89$, 95% CI = [1.54, 2.24], while the differences were only medium-sized between /d/ and /t/, $d = 0.38$, 95% CI = [-0.17, 0.94], and between /k/ and /g/, $d = 0.44$, 95% CI = [0.11, 0.77]. These results suggest that Kriol children had a VOT-based distinction between voiced and voiceless stops word-medially, but the magnitude of difference differs across different POAs, such that the difference was more robust in the labial stops than the alveolar and velar stops. Additionally, the covariate (standardised age) also showed a positive coefficient ($\beta = 9.370$, $p = .0246$), indicating that older kids produced longer stops, indicating more individual differences. This is consistent with previous research suggesting that voiceless stops and affricates are acquired (in production) later than their voiced counterparts.

We also analysed the constriction durations in word-medial stops, and the data were again used to fit three mixed-effects models, see Table 6. By comparing the AIC and BIC metrics, the full model (Model 3) again showed the best fit overall, and we chose Model 3 as the final model for interpreting the patterns. At the reference level, voiced labial stops

Table 5. Summary of fitted linear mixed-effects models (LMMs) for word-medial voice onset times (VOTs) in child Kriol. Post-alveolars are excluded due to limited observations

DV: Word-medial VOT	Model 1	Model 2	Model 3
Intercept	2.486	0.704	-9.695
Age (Standardised)	8.965*	8.858*	9.370*
Voicing (Ref. = <i>Voiced</i>)			
<i>Voiceless</i>	44.381***	41.761**	80.953***
POA (Ref. = <i>Labial</i>)			
<i>Alveolar</i>	-	-4.876	19.762*
<i>Velar</i>	-	11.073	38.054***
Interaction			
<i>Voiceless</i> × <i>Alveolar</i>	-	-	-64.634***
<i>Voiceless</i> × <i>Velar</i>	-	-	-62.069***
Random effects			
Participant	83.13	84.49	100.2
Lexical item	245.72	244.94	-
Model evaluation			
Observation	377	377	377
Marginal R^2 – Fixed effects	.224	.232	.321
Conditional R^2 – Whole model	.342	.349	.356
Akaike Information Criterion (AIC)	3923	3911	3886
Bayesian Information Criterion (BIC)	3947	3943	3922

Note: * = $p < .05$, ** = $p < .01$, *** = $p < .001$.

had an estimated constriction duration of 89.093 ms ($p < .0001$). Noticeably, voiced alveolar stops tended to have significantly shorter constriction durations ($\beta = -62.929$, $p = .0086$). Voiceless labial stops tend to have longer constriction durations but the coefficient failed to reach the significance value ($\beta = -43.185$, $p = .0647$). To further explore this effect, we carried out a Kenward-Roger F -test on the whole model, which revealed a main effect of voicing, $F(1, 10.932) = 9.776$, $p = .0097$, as well as a significant main effect of POA, $F(1, 10.624) = 9.876$, $p = .0038$, while the POA × voicing interaction effect was not significant, $F(1, 10.641) = 0.057$, $p = .9445$. This additional test indicated that there was indeed a difference in constriction duration between voiced and voiceless stops across the POAs. Therefore, and as for the VOT data, we calculated the effect sizes for the constriction duration differences and observed large-sized d metrics across all three POAs: for labials, $d = 1.62$, 95% CI = [-0.15, 3.39]; for alveolars, $d = 1.24$, 95% CI = [-0.68, 3.16]; and for velars, $d = 1.36$, 95% CI = [-0.17, 2.88]. To conclude, Kriol children produced voiceless stops with significantly longer constriction durations as compared to the voiced stops, and the constriction duration-based distinction was similarly robust across the three POAs, unlike the VOT differences where alveolars and velars only had medium-sized differences.

Table 6. Summary of fitted linear mixed-effects models (LMMs) for word-medial constriction durations in child Kriol production

DV: Word-medial Constriction Duration	Model 1	Model 2	Model 3
Intercept	68.718***	90.463***	89.093***
Age (Standardised)	-5.270	-5.370	-5.351
Voicing (Ref. = <i>Voiced</i>)			
<i>Voiceless</i>	24.391	38.113**	43.185
Place-of-Articulation (Ref. = <i>Labial</i>)			
<i>Alveolar</i>	-	-66.949***	-62.929**
<i>Velar</i>	-	-28.940*	-26.833
Interaction			
<i>Voiceless</i> × <i>Alveolar</i>	-	-	-10.210
<i>Voiceless</i> × <i>Velar</i>	-	-	-7.036
Random effects			
Participant	98.1	102.3	101.3
Lexical item	1019.6	362.5	443.0
Model evaluation			
Observation	377	377	377
Marginal R^2 – Fixed effects	.080	.376	.366
Conditional R^2 – Whole model	.643	.623	.642
Akaike Information Criterion (AIC)	3603	3579	3566
Bayesian Information Criterion (BIC)	3627	3610	3605

Note: * = $p < .05$, ** = $p < .01$, *** = $p < .001$.

Together, the word-initial and word-medial results indicate that young Kriol-speaking children use VOT and constriction duration information to differentiate Kriol stops /p b/, /t d/, and /k g/ as well as (in initial position at least) affricates /tʃ/ and /dʒ/, in a way similar to that of adult Kriol speakers (Baker et al., 2014; Bundgaard-Nielsen & Baker, 2016, 2019). There is no indication in this dataset that child Kriol speakers are acquiring a language in which maintenance of VOT and constriction duration contrasts is optional or unusually variable causing the values for each member of a contrast to overlap substantially. The implementation of a constriction duration contrast word-medially further indicates that these stop contrasts have not been acquired through contact with the lexifier/L2 English in a formal educational setting: the Kriol children produce medial voiceless stops differing from voiceless stops in English, as VOT is the primary cue in English (see Table 2) while Kriol relies on constriction duration, perhaps even more so than VOT. This is consistent with the results reviewed for children acquiring non-Creole languages as well as French-lexified Haitian Creole (Archer et al., 2018) and English-lexified Jamaican Creole (León et al., 2022), which all demonstrate that children acquire the phonological inventory and the language specific phonetic realisations of these phonemes (including stop voicing) of their linguistic community/caregivers. The results also indicate that Kriol-acquiring children agree on the lexical specification of

familiar Kriol words: there is no indication that the children individually determine a preferred lexical specification for each Kriol word presented.

Individual results

In order to address the question of variable implementation of a VOT and/or constriction duration contrast in child Kriol, and the question of whether access to English in a formal school setting induces an English-like VOT-based contrast in child Kriol, we further investigated the data from the individual participant children. The relatively low number of tokens obtained from each child, and the fact that some children did not produce all target consonants in both word-initial and -medial position makes individual statistical analysis unfeasible, and we adopt a purely descriptive approach out of necessity. The individual data are presented in Figure 4, for word-initial VOT, word-medial VOT, and word-medial constriction duration, respectively (see Appendices 1a and 1b for the number of tokens available for analysis for each child).

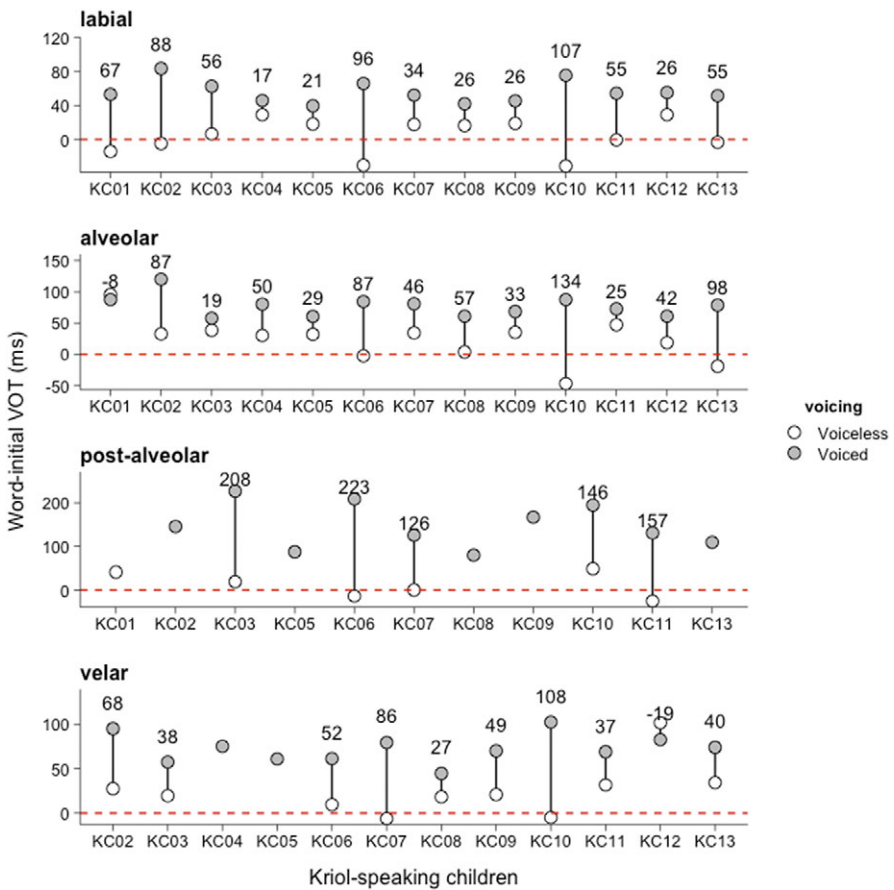


Figure 4. Individual mean VOTs of voiced and voiceless stops in initial position. The numbers above each child's mean values in the figure indicate the difference in VOT between the voiceless and the voiced stops. Children are coded based on their age (i.e., KC01 was the youngest and KC13 was the oldest).

Word-initially, almost all children produced voiceless stop consonants with systematically longer VOTs, indicated by the number above each child's mean voiced and voiceless values. The only exceptions to a highly consistent pattern appear to be KC04 (initial labial), KC01 and KC03 (initial alveolar), and KC12 (initial velar), where this difference falls below 20 ms, and arguably indicates that no contrast can reliably be perceived.

Word-medially, the pattern of VOT contrast maintenance is less straightforward than in initial position (see Figure 5). All children, but one, maintain a contrast at the bilabial POA, but only two of seven children with sufficient individual data to allow for assessment maintain a contrast at the alveolar POA. At the velar POA, only six of 13 children maintain a contrast. The velar results are however consistent with observations from adult Kriol, that VOT is a secondary (optional) cue to contrast maintenance at the velar place of articulation in word-medial position, while duration is the primary cue. Since the regression analysis showed previously that age was a significant predictor in medial VOT production, we additionally present the individual means against the children's age in a scatter plot

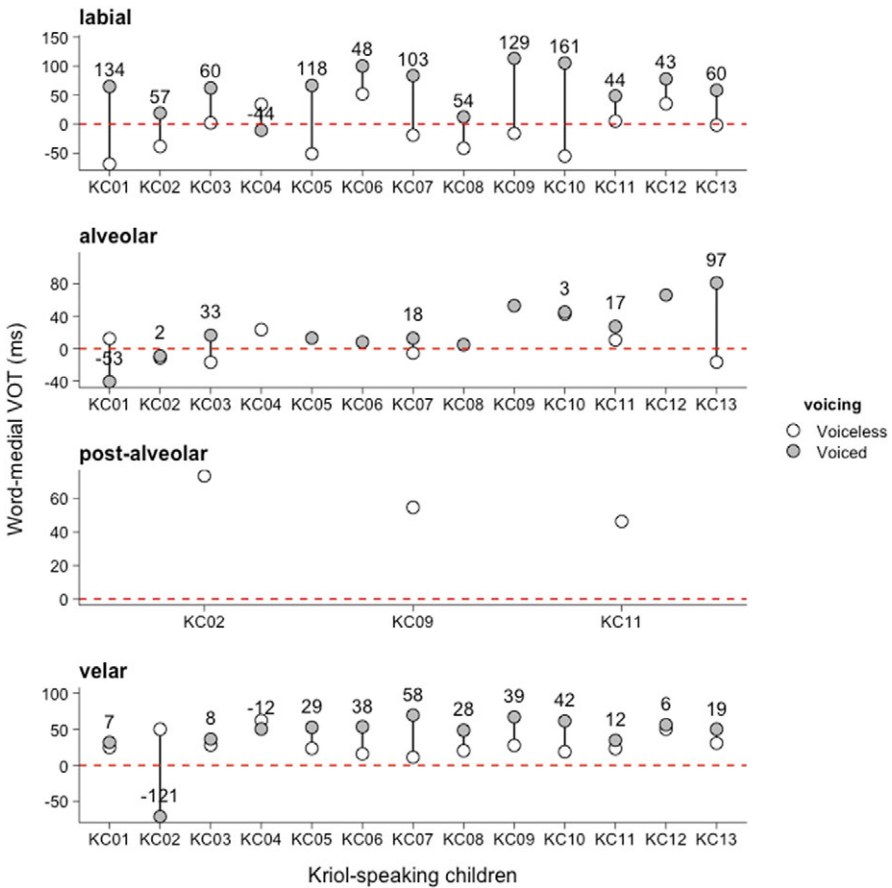


Figure 5. Individual mean VOTs of voiced and voiceless stops in medial position. The numbers above each child's mean values in the figure indicate the difference in VOT between the voiceless and the voiced stops. Children are coded based on their age (i.e., KC01 was the youngest and KC13 was the oldest).

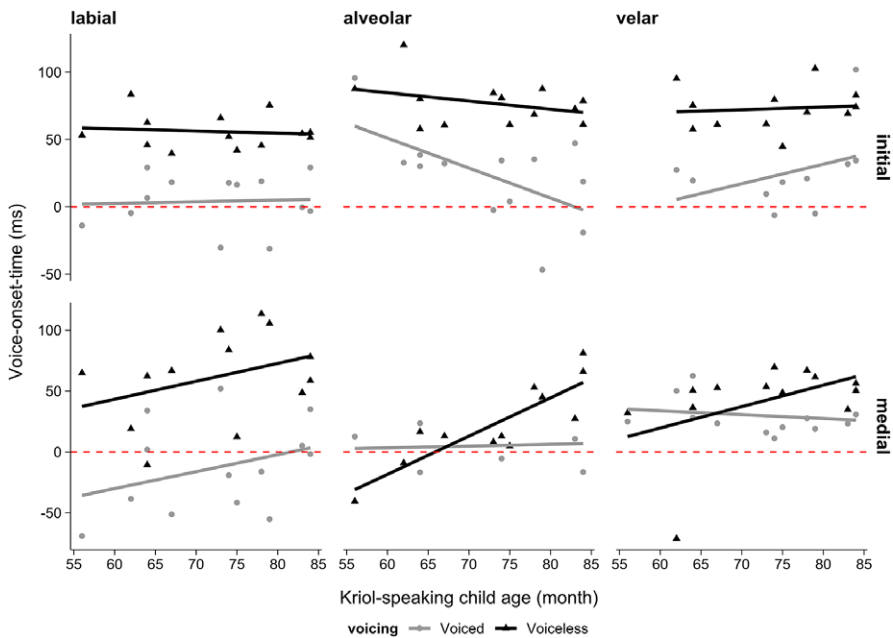


Figure 6. Scatter plot of mean VOTs against Kriol-speaking children's age (in months).

(see Figure 6). As can be seen from the graph, Kriol-speaking children showed an age-related pattern, such that the VOT (but not the constriction duration) distinction is initially less clear in the medial stops for alveolars and velars.

The individual measurements for word-medial constriction duration (see Figure 7) indicate that all children, irrespective of their age, implement a clear duration contrast for bilabial and velar stops. The pattern is less clear for the alveolar POA, where only three of seven children with sufficient data to compare voiced and voiceless stop durations produce a difference in constriction duration greater than 20 ms. Three of these children (KC01, KC02 and KC07) also fail to differentiate /t d/ in terms of VOT. Again, it is possible, and plausible, that a tendency to tap intervocalic /t/ explains at least some of this variation between the children, and with this caveat, the results are consistent with an overall interpretation of the data as consistent with contrast maintenance.

Study 1: Discussion

Study 1 examined the VOT and constriction duration characteristics of Kriol stops and affricates produced by 13 children from Beswick/Wugularr. The group and individual results indicate that the Kriol-speaking children produce two series of stops and affricates that systematically differ in VOT and (medially) also in constriction duration. Specifically, 'voiceless stops' are characterised by long VOTs and by long constriction durations in at least word-medial position where it can be measured, while voiced stops are characterised by short positive VOTs or pre-voicing in the case of medial /b/, and much shorter constriction duration. This is consistent with what has been reported for adult Kriol (Baker *et al.*, 2014). The results also indicate that older children produce longer

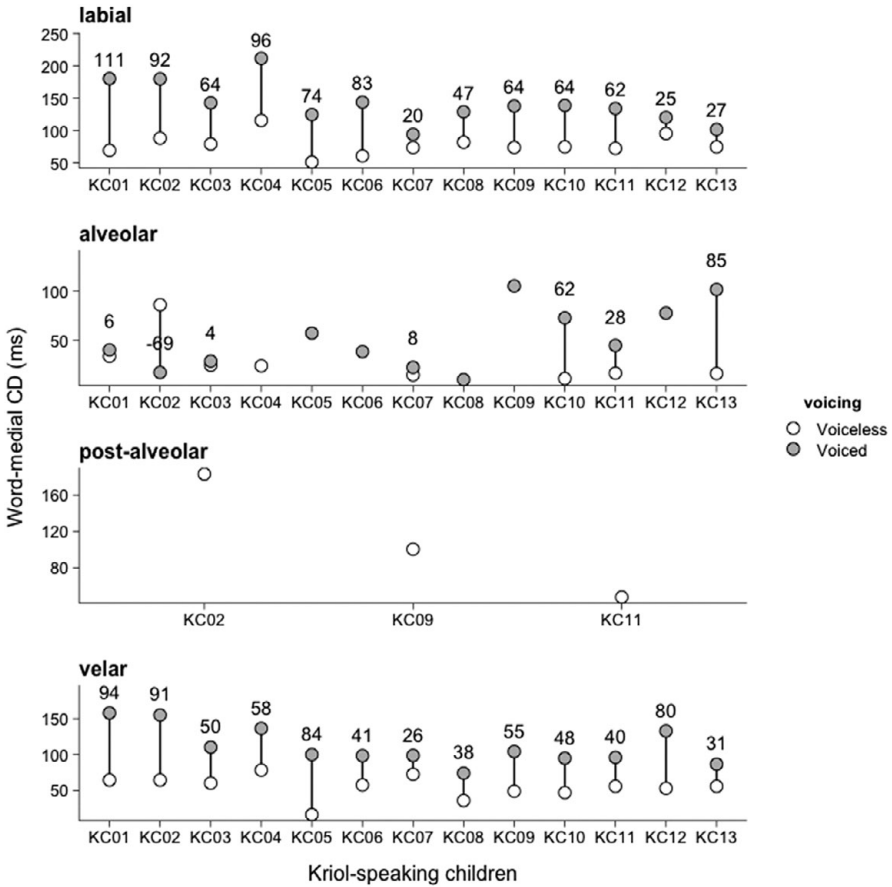


Figure 7. Individual mean constriction durations (CD) of voiced and voiceless stops in medial position. The numbers above each child's mean values in the figure indicate the difference in constriction duration between the voiceless and the voiced stops. Children are coded based on their age (i.e., KC01 was the youngest and KC13 was the oldest).

medial voiceless stop VOTs at the alveolar and velar POAs. In the case of the alveolar contrast, we speculate that the availability of a tapped allophone may influence the results (Tollfree, 2001). In the case of the velar contrast, we note that previous research with adult Kriol speakers, as well as speakers of the mixed language Light Warlpiri, has demonstrated that VOT is not consistently implemented as a cue to contrast, while the constriction duration difference is highly consistently implemented. The individual results, though descriptive, are largely consistent with the group results, showing that Kriol-speaking children implement very similar stop contrasts. We suspect that cases where contrast maintenance is questionable in the present dataset are due to random variation in very small datasets, and perhaps occasional confusion about the lexical specifications for a particular word.

Neither group nor individual results are consistent with suggestions that the use of VOT and constriction duration to differentiate voiced and voiceless stops is highly variable within and between speakers in Kriol. Bar the /t d/ realisations produced by

Child 1 and Child 4, ALL children maintain each contrast in at least one of the measures obtained, indicating consistency within and between speakers, particularly in the light of the fact that child speech is more variable than adult speech. Such variability does not obscure language-specific phoneme boundaries.

The results from Study 1 are thus inconsistent with suggestions that Kriol does not have VOT/duration-based contrasts with clear target realisations, that contrast maintenance is optional, and that VOT-based contrasts are L2 English contrasts transferred into Kriol. All children in the present study implement VOT/constriction duration contrasts consistent with those in ADULT Kriol, and the phonetic characteristics of their stop and affricate contrasts are un-English-like – but very Kriol-like – in the use of constriction duration information in conjunction with VOT information (Baker *et al.*, 2014; Bundgaard-Nielsen & Baker, 2016, 2019). We thus observe no evidence to support the claim that the production of VOT-based stop contrasts (and stop-fricative contrasts) in Kriol is induced by formal English-language schooling (Stewart *et al.*, 2018, 2020): all children produce VOT- and constriction duration-based contrasts, irrespective of their age, which in the present study is taken as proxy for the quantity of English that the children have been exposed to through formal schooling in English.

In what follows, we complement the production task with a mispronunciation detection task, to determine whether Kriol-speaking children perceive changes to Kriol lexemes in terms of voicing, manner, or place features and/or more substantial changes (multiple feature deviations or vowel changes, which we denote as ‘Substitution’ here), and whether there is evidence that contact with English through formal schooling results in changes to their perceptual behaviour.

Study 2: Mispronunciation Detection

In order to examine stop and affricate perception in Kriol-speaking children, we followed Study 1 with a Mispronunciation Detection task (Study 2). The mispronunciation detection task employed here is a variant of a 2-Alternate Forced Choice (2AFC) paradigm in which participants are presented with either correctly produced or incorrectly produced spoken-word stimuli (typically a concrete noun paired with an image of the object). The participant is then asked to indicate whether the spoken stimulus was correctly or incorrectly produced, and the number of ‘accepted’ or ‘correct’ answers is statistically compared across the different types of mispronunciations examined (voicing, manner, place, substitution, and no mispronunciation). This paradigm relies on the fact that mispronunciation rejection can only occur if a participant perceives a given mispronounced stimulus word as a deviation from a known lexical target. In the case of the present study, all mispronunciations consisted of a deviation in a single phoneme, and perceiving the mispronunciation thus relies on the presence of a PHONOLOGICAL contrast between the target phone in a lexical item and the substituted or mispronounced phone in the mispronounced stimulus word.

Participants

The participants in Study 2 were the same children from Beswick who participated in Study 1 reported above. Testing took place in the same quiet location as Study 1, and Study 2 was conducted immediately after the completion of Study 1.

Materials and procedure

The target words for the mispronunciation detection study were a selection of 24 easily depictable Kriol nouns, such as (the equivalents of English) *door*, *book*, *turtle*, *bottle*, used in the production study reported above, plus an additional set of words not used for elicitation (see Appendix 2 for the full list as well as the mispronunciation manipulations). The target words were elicited from a literate female native speaker of Kriol in her 40s (from a different community, and we assume not familiar to the children), using orthographic prompts. The speaker produced five repetitions of each target word in a child-directed speech style. Stimulus selection was based on the auditory impressions of the first and second authors and focused on identifying targets with similar speaking volume, speaking rate, and intonation.

Each of the target images was presented with the correctly pronounced target word, as well as 2-5 mispronounced forms, resulting in a total of 99 test items of which 24 (25%) were produced according to the correct phonemic specification in Kriol. Each stimulus word belonged to one of five categories:

- 1) Unmodified tokens (correctly produced; 25 trials);
- 2) Voicing-modified tokens (a single-feature change such as /deibul/ for /teibul/ Eng. *table*; 15 trials);
- 3) Manner of articulation (MOA)-modified tokens (a single-feature change such as /seibul/ for /teibul/ Eng. *table*; 15 trials);
- 4) Place of articulation (POA)-modified tokens (a single-feature change such /gakit/ for /bakit/ Eng. *bucket*; 20 trials); and
- 5) Substitution: a combination of feature changes (place/manner/voice) such as /beibul/ for /teibul/ Eng. *table*, or a vowel substitution such as /bebul/ for /babul/ Eng. *bubble* (24 trials).

14 of the 15 voicing mispronunciations targeted the initial consonant of the target word, and only one item contained a word-medial mispronunciation (/taiga/ to /taika/) due to the requirement that each item was an easily depictable noun, generally familiar to children in Beswick. None of these mispronounced forms resulted in a shift to another Kriol lexical item. The targets were presented in a fixed, but randomised order generated by an online service, and the presentation order was checked to ensure that no two instances of the same target (mispronounced or correctly pronounced) were presented in succession at any point (See Appendix 2). This departs from standard laboratory best practice but provides necessary field-testing flexibility in remote communities, where control of the testing environment is limited, and test interruptions of many kinds frequent.

We tested the children's sensitivity to phoneme mispronunciations in the following way: each participant was seated at a table in a quiet room in Beswick, in front of a PowerPoint display containing the pseudo-randomised presentations of the 99 picture and voice prompts. Each picture was displayed with a pre-recorded Kriol label for the object, spoken in a child-directed speech style by the Kriol speaker described in the previous section. Following the presentation of the picture and the oral label, the children were required to reply to the question *imin tok raitwei o rongwei?* ('Did s/he say it correctly or incorrectly?') in Kriol. If the children wished to listen to an item again, it was replayed, and a response was recorded for each test item.

The task was explained to the children in Kriol, as well as in English. The task was administered by a researcher seated next to the child, and each child's responses were scored by a researcher discretely placed behind the child and confirmed against recordings of each testing session (for verbal replies). The children typically responded verbally (*raitwei* 'correct' / *rongwei* 'incorrect') though some responded by nodding their head for 'correct' and shaking their heads for 'incorrect'. 11 children (of the total number of 13 children from Beswick who participated in Study 1) completed the task and were included in the analyses presented below. Two children were excluded from the analyses of Study 2 because they did not complete the task (Child 4 [64mo] and Child 8 [75mo]).

Study 2: Predictions

The results from Study 1, and the reviewed material in the Introduction, again allow us to make a number of general predictions for the ability of Kriol-speaking children to perceive a range of phonological changes to familiar words. Firstly, under a Creole Continuum Model, it would be expected, or at least overwhelmingly likely, that Kriol-speaking children demonstrate a high degree of tolerance for mispronunciations of words that result from the basilectal neutralisations of either stop voicing distinctions, or stop-fricative distinctions, given that such neutralisations remain consistent with a basilectal phonological inventory. Mispronunciations that pertain to place of articulation, or multi-feature/full phoneme substitutions, however, should still be unacceptable to children under this model, given that they are not licenced by any of the phonologies along the Kriol phonological continuum.

Predictions based on the (exclusively) non-Creole L1 segmental acquisition literature differ from those made under a Continuum Model. Here, children would be predicted to have (relatively) stable phonological representations of common and familiar words (even if they may struggle with pronunciation themselves), and successfully accept words with canonical phonological specifications and reject words with phonological mispronunciations of any kind. The children would be expected to reject single-feature mispronunciations of all types equally well, irrespective of whether they involve voicing, manner or place, but might find it easier (White & Morgan, 2008), to reject mispronunciations which deviate in two or three features than those which differ from the canonical form in a single feature. The expected symmetrical rejection of all types of mispronunciations contrasts with the expectations we can generate under the Continuum Model (i.e., better ability to reject place of articulation-based mispronunciations than voicing- and manner-based ones).

Study 2: Results

Since the children's responses were binary ('accept' was coded as 1, and 'reject' was coded as 0), their acceptance rates were analysed using generalised linear mixed-effects modelling (GLMM, binomial link), and the descriptive patterns are summarised in Figure 8. As with the production data analysis in Study 1, we built a series of three models with different levels of complexity (see Table 7): Model 1 took phonological modification type as the only fixed factor; Model 2 also took modification type as a fixed factor, while the Kriol children's age (in months, standardised) was also included as a numeric covariant; finally, Model 3 further considered the interactions between Kriol children's age and different modification types. The models were evaluated for their performance, and Model 3 showed the lowest AIC and BIC metrics, indicating the best goodness-of-fit.

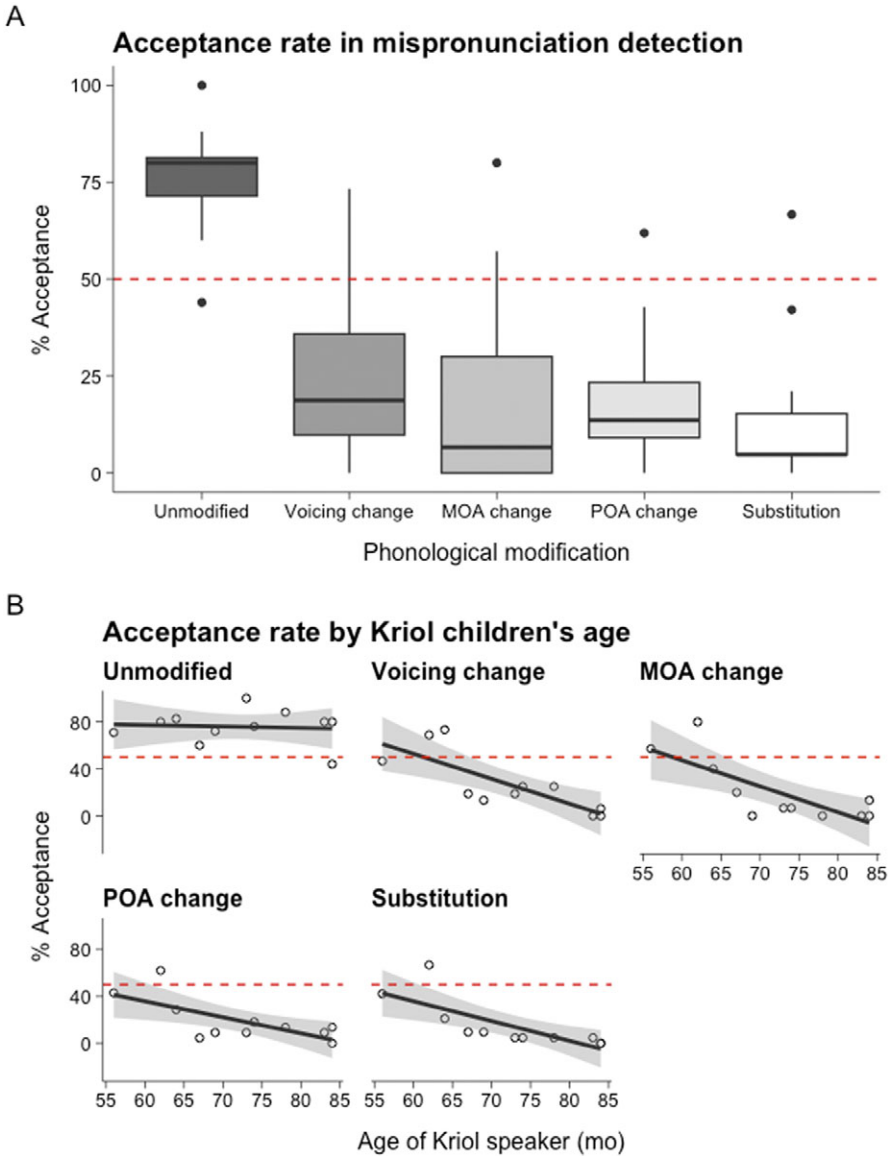


Figure 8. Acceptance rates in the mispronunciation detection task. (A) Box plot of acceptance rates by different phonological modifications. (B) Individual acceptance rates by Kriol-speaking children's age.

Model 3 took the unmodified stimuli as the reference level, and it indicated that all four modification types (i.e., Voicing change, Manner of articulation (MOA) change, Place of articulation (POA) change, and Substitution) had a different baseline from the reference level (p 's < .0001). Additionally, the Kriol children's age was also indicated to interact with the four modification types (p 's < .0011). This pattern can also be seen from the descriptive results (Figure 8), such that: (1) the unmodified stimuli received much higher

Table 7. Summary of fitted generalised linear mixed-effects models (GLMMs) for Kriol-speaking children child. Post-alveolars are excluded due to limited observations

DV: Response = Accept	Model 1	Model 2	Model 3
Intercept	1.389***	1.392***	1.204***
Modification (Ref. = <i>Unmodified</i>)			
<i>Voicing change</i>	−2.586***	−2.593***	−2.529***
<i>MOA change</i>	−3.034***	−3.040***	−3.333***
<i>POA change</i>	−3.118***	−3.125***	−2.943***
<i>Substitution</i>	−3.450***	−3.455***	−3.724***
Age (Standardised)	–	−0.831***	−0.084
Interaction			
<i>Age × Voicing change</i>	–	–	−1.103***
<i>Age × MOA change</i>	–	–	−1.610***
<i>Age × POA change</i>	–	–	−0.817**
<i>Age × Substitution</i>	–	–	−1.494***
Random effects			
Participant	1.024	0.341	0.321
Model evaluation			
Observation	1075	1075	1075
Marginal R^2 – Fixed effects	.302	.413	.486
Conditional R^2 – Whole model	.467	.468	.531
Akaike information criterion (AIC)	973	965	931
Bayesian information criterion (BIC)	1003	999	985

Note: * = $p < .05$, ** = $p < .01$, *** = $p < .001$.

acceptance rates as compared to the four modification types, and (2) there was a tendency for older children to have lower acceptance rates for the modified stimuli, while the acceptance rate for unmodified stimuli tended NOT to correlate with the children's age.

In order to assess the pairwise differences between the five modification types (Unmodified, Voicing change, MOA change, POA change, and Substitution) whilst controlling for the variable of child age, we carried out a series of *post hoc* tests based on Model 3 (see Table 8), which revealed that the acceptance rates of the unmodified stimuli were significantly higher than all four modification types ($p < .0001$ for four comparisons, Bonferroni-adjusted), and the acceptance rates of Voicing change were higher than Substitution ($p = .0198$, Bonferroni-adjusted). No other comparisons were significant.

Study 2: Discussion

Study 2 examined the ability of the Kriol-speaking child participants to correctly accept Kriol words in their canonical form and correctly reject those same Kriol words when they

Table 8. Post hoc tests between modification types

Pairwise comparison			Odds ratio	SE	z value	p (Bonf.)
Unmodified	vs	Voicing change	12.775	3.410	9.545***	< .0001
	vs	MOA change	28.783	10.508	9.203***	< .0001
	vs	POA change	19.228	4.856	11.706***	< .0001
	vs	Substitution	42.459	15.154	10.503***	< .0001
Voicing change	vs	MOA change	2.253	0.893	2.051	.4030
	vs	POA change	1.505	0.449	1.370	1.000
	vs	Substitution	3.324	1.291	3.093*	.0198
MOA change	vs	POA change	0.668	0.259	-1.042	1.000
	vs	Substitution	1.475	0.675	0.849	1.000
POA change	vs	Substitution	2.208	0.837	2.090	.3659

have been mispronounced by varying a single feature (voicing, manner, or place of articulation), or by changing the lexical specification of the word by more than one feature of a consonant or vowel phoneme (substitution). The group results show that Kriol-speaking children accept Kriol words in their canonical form, and get better at rejecting ALL types of mispronunciations with age. Importantly for the question of voicing contrasts in child Kriol, the results show that the children reject voicing-based mispronunciations just as they reject other single-feature changes (in manner or place of articulation) and mispronunciations involving two or more features (voicing, POA and MOA). This indicates that VOT, just like manner and place, is a linguistic variable that the children systematically manipulate for lexical contrast maintenance in Kriol, despite the reported variation in the input particularly with respect to VOT.

Overall, the results thus indicate that Kriol-speaking children develop stable, canonical entries in their mental L1 Kriol lexicon in addition to well-established phonological categories and knowledge of the degree of phonetic variation that is permissible in the realization of each of these phonemes. This is consistent with the speech production study reported in **Study 1**, which shows that Kriol-speaking children's productions of voiced and voiceless stops differ systematically in terms of VOT and constriction duration.

The results from Study 2 are thus at odds with previous reports of high degrees of variation in lexical specifications of (adult) Kriol words (Sandefur, 1979). They are also inconsistent with prior claims that the use of VOT and constriction duration to maintain stop voicing contrasts in Kriol is irregular for adults and older children (Stewart et al., 2018, 2020). Rather, the results are consistent with recent studies indicating that Kriol speakers can discriminate voiced and voiceless Kriol-like stops (Bundgaard-Nielsen & Baker, 2019) and have lexemes with canonical forms, recognized as such by L1 speakers (Baker et al., 2014; Bundgaard-Nielsen & Baker, 2016).

Finally, because there is no evidence in our data that voicing-based mispronunciation detection differs from other types of (single-feature) mispronunciation detections, we find no support for claims of an ongoing decreolisation process (Sandefur, 1979; Stewart et al., 2018, 2020). Rather than decreolisation underpinning the improved performance for the older children relative to the younger children in terms of VOT perception (i.e., systematic shifting towards the acrolectal end of the continuum due to contact with the lexifier at

school), the parallel patterns observed for VOT mispronunciations and other single-feature mispronunciations might be better accounted for as a single process of increased cognitive capacity, better phonemic awareness, and improvements in their test-taking skills.

Alternatively, or in addition, it may rely on young children's vocabularies having fewer entries than older children, leading to fewer phonological neighbours for each entry and accommodating phonologically underspecified representations of words (e.g., Metsala, 1999), until the vocabulary FILLS IN. This is consistent with other reports which show that attending to fine-grained acoustic differences between native phones can be very difficult for young children in word-learning or mispronunciation tasks, even when those contrasts are readily discriminated outside of word-based tasks (see for instance, Stager & Werker, 1997; Swingle & Aslin, 2007).

General discussion

We reported here on two studies which examined the production (Study 1) and perception (Study 2) of stop and affricate voicing contrasts in child Kriol as it is spoken in the community of Beswick/Wugularr in the Northern Territory of Australia. Contrary to earlier reports of high degrees of inter- and intra-speaker variation in contrast maintenance and the phonological specifications for Kriol words (e.g., Jones & Meakins, 2013; Sandefur, 1986; Stewart *et al.*, 2018, 2020), the results from Study 1 (stop and affricate production) indicate that children acquiring Kriol implement stop and affricate contrasts using both VOT and constriction duration, in a manner consistent with what has been reported for adult speakers of Kriol elsewhere, and reflective of the phonetic characteristics of stops in some of the substrate languages, from the onset of formal schooling (Baker *et al.*, 2014; Bundgaard-Nielsen & Baker, 2016, 2019).

The results from Study 2 (mispronunciation detection) likewise indicate that Kriol-speaking children accept correctly produced familiar words in Kriol from the onset of formal schooling, and reject mispronounced words irrespective of whether these are single-feature deviations in voicing, manner, or place characteristics of stop consonants, with increasing confidence as they get older. The Kriol-speaking children also reject words with more substantial deviations (multiple features) or vowel substitutions. The fact that children improve in their ability to reject VOT-based mispronunciations in the same manner as they improve in the ability to reject manner and POA-based mispronunciations offers no support for the claim that VOT contrasts are acquired or enhanced differentially to other single-feature mispronunciations through a process of decreolisation. The results from Study 1 and 2 also clearly demonstrate that, despite past claims, there is no evidence of random variation in terms of the phonological specifications for words (the children agree on the phonological shape of familiar words), and consequently in terms of the phonological system in the data presented here.

The results presented here are thus generally consistent with what has been reported for children speaking Haitian Creole (Archer *et al.*, 2018) and Jamaican Creole (León *et al.*, 2022) as well as children acquiring non-Creole languages, and it is comforting in two ways. Firstly, such a scenario (of extreme variability in the phonological specifications of lexemes) would present challenges to children acquiring any language with similar levels of variation, beyond what children in multilingual and multidialectal societies experience, and perhaps be akin to what one might imagine in a perpetual situation of creolisation – or perhaps more aptly by a perpetual situation of RE-CREOLISATION by each successive generation of children. Secondly, accounting for L1 language acquisition under a scenario of random variation

would likely require substantial revisions to theories of segmental acquisition and processing (Best, 1994, 1995; Flege, 1991; Kuhl et al., 2008). We are at pains to stress that the challenge to theories of acquisition lies not in variation *per se* (including dialectal or L2-induced variation of which these children presumably receive quite a substantial quantity), but in unpredictable variation à la Sandefur (1986). The children in Beswick, however, do not appear to be tasked with such a problem: despite being a linguistically diverse community with many L2 users, the Kriol-speaking Beswick community is not one in which children are faced with insurmountable variation in their language input, nor is it one in which re- or de-creolisation are synchronic processes³. The behaviour of the children in the tasks reported on here suggest that they approach the acquisition of their L1 in a similar way to children acquiring non-Creole languages, and that this process happens in a synchronically relatively stable and predictable linguistic landscape, irrespective of diachronic linguistic upheaval and language formation, just a few generations back.

Questions of intergenerational transmission aside, the fact that a stable language variety of Kriol is being transmitted to children, however, should not be taken to mean that Kriol communities are linguistically homogenous, and that is not our position. Many, if not all, Kriol-speaking communities have complex language ecologies – characterised by high degrees of multilingualism in the population, as well as a substantial number of L2 users of many of the community languages, including Kriol. Such variation is however not unstructured nor is it unpredictable, and as stated above, SYSTEMATIC (L2-induced) variation does not interfere with intergenerational transmission of Kriol as a stable L1. As demonstrated in e.g., Best et al., (2009), Mulak et al., (2013), and White & Aslin (2011) child language acquisition is flexible and efficient enough to be able to deal with systematic variation in the input from specific speakers, including L2 users, and speakers from other dialects/varieties of the same language. We wonder, however, whether children acquiring Kriol would show evidence of taking a little longer to establish their L1 phonology, like the Greek Cypriot children discussed in the introduction (Okalidou et al., 2010), for instance, due to the potentially high degree of variation in the input; studies of the acquisition (perception and production) with younger Kriol-acquiring infants and children than included here would help resolve this question.

The studies reported here have obvious implications for the description of present-day Kriol, as well as for theories of Creole formation, the concept of the Creole Continuum, and our understanding of the processes of creolisation and de-creolisation. The results contribute to growing evidence that Kriol in Australia has become a stable language (in the sense that any language can be described as stable), which is neither in the process of forming (through continuous re-creolisation based on high degrees of unstructured variation), nor ‘evolving’ or ‘sliding along a continuum towards the acrolect’ due to continued contact with the historical lexifier English (cf. Meakins et al., 2019). The results also suggest that de-creolisation is not an inevitable process and should not be assumed to be a synchronic factor in every language contact situation, even when contact continues between the Creole and the lexifier (cf. Siegel, 2008; Winford, 1997; who make similar points).

The studies reported here also have implications for education, given that Kriol-speaking children receive formal instruction in English in the Australian education system. The demonstrated differences in the phonological inventories of Australian English and Kriol,

³It is of course possible that there is evidence of de-creolisation in other linguistic domains under more conscious control than the domain of phonology and phonetics. The data presented here however would suggest that continuum models may apply better to linguistic domains under some level of conscious control, and thus more likely to reflect sociolinguistic and stylistic choices by speakers.

and the differences in the phonetic implementation of shared phonemic contrasts, as well as very substantial differences in other linguistic domains and lexicon, show clearly that L1 Kriol-speaking children are not speakers of English, and that they do not effortlessly ‘slide’ into a version of Kriol that is ‘close enough’ to pass for English as a consequence of formal schooling in English. This means that Kriol-speaking children face similar difficulties as children with other non-English backgrounds who enter the education system in Australia without any substantial competence in English as an additional language, and the research presented here highlights Kriol-speaking children’s need for language and educational support. This is particularly, perhaps, the case in the domain of literacy, given the differences between English and Kriol phonologies, and the differences in the phonetic realisations of phonemes shared by the two languages, even in shared lexical items.

In conclusion, the present studies of child Kriol obstruent production and perception indicate that Kriol-speaking children have canonical representations of familiar words, and a stable phonological inventory similar to that reported for adult speakers of Kriol. The results do not indicate unusually high degrees of unsystematic variation in child Kriol nor in Kriol in general, but are rather indicative of predictable intergenerational transmission, and a phonological acquisition trajectory similar to that which infants and children acquiring non-Creole languages exhibit. This is consistent with a framework in which the observable linguistic variation in Kriol is seen to reflect a large number of L2 speakers who have varying, though internally consistent degrees of L2-accentedness, not of a Continuum Model of variation. The results are not consistent with a de-creolisation process, in which the variation reflects a fluid segmental inventory and flexible lexical specifications of Kriol words, and a progressive alignment with the lexifier English.

Acknowledgements. We thank Mandy Manggurra, Lenny Joshua†, Hilda Ngalmi, the children who participated in this study, and their families who supported and encouraged our research. We also thank Dr. Stephen and Ms. Joanne Hill for their generous assistance and hospitality, and Associate Professor Barbara Kelly† for her encouragement, advice, and enthusiasm. We gratefully thank the Australian Research Council for funding the research reported here through the Discovery Project program (Grant DPI130102624) to the first two authors, and we thank the National Science Foundation and the Australian Academy of Science for work supported through an EAPSI fellowship (award #1515018) to the third author.

References

- Anderson, J. L., Morgan, J. L., & White, K. S. (2003). A statistical basis for speech sound discrimination. *Language and speech*, 46(2-3), 155–182. <https://doi.org/10.1177/00238309030460020601>
- Antoniou, M., Best, C. T., Tyler, M. D., & Kroos, C. (2010). Language context elicits native-like stop voicing in early bilinguals’ productions in both L1 and L2. *Journal of Phonetics*, 38, 640–653.
- Archer, J., Champion, T., Tyrone, M. E., & Walters, S. (2018). Phonological Development of Monolingual Haitian Creole-Speaking Preschool Children. *Communication Disorders Quarterly*, 39(3), 426–437. <https://doi.org/10.1177/1525740117729466>
- Australian Bureau of Statistics. (2022). QuickStats Beswick State Suburb. Viewed in July, 2022. <http://www.censusdata.abs.gov.au/census_services/getproduct/census/2016/quickstat/SSC70031?opendocument>
- Australian Institute of Aboriginal and Torres Strait Islander Studies/Commonwealth of Australia. (2005). *The National Indigenous Languages Survey Report*. Canberra: Department of Communications, Information Technology & the Arts.
- Baker, B., Bundgaard-Nielsen, R., & Graetzer, S. (2014). The obstruent inventory of Roper Kriol. *Australian Journal of Linguistics* 34, 307–344.
- Best, C. T. (1994). The emergence of native-language phonological influences in infants: A perceptual assimilation model. In J. C. Goodman & H. C. Nusbaum (Eds.), *The development of speech perception: The transition from speech sounds to spoken words* (pp. 167–224). The MIT Press.

- Best, C. T. (1995). A direct realist view of cross-language speech perception. In W. Strange (Ed.), *Speech perception and linguistic experience: Issues in cross-language research* (pp. 171–204). York Press.
- Best, C. T., & McRoberts, G. W. (2003). Infant perception of nonnative consonant contrasts that adults assimilate in different ways. *Language & Speech*, **46**, 183–216.
- Best, C. T., McRoberts, G. W., & Sithole, N. M. (1988). Examination of perceptual reorganization for nonnative speech contrasts: Zulu click discrimination by English-speaking adults and infants. *Journal of Experimental Psychology: Human Perception and Performance*, **14**, 45–60.
- Best, C. T., Tyler, M. D., Gooding, T. N., Orlando, C. B., & Quann, C. A. (2009). Development of phonological constancy: toddlers' perception of native- and Jamaican-accented words. *Psychological science*, **20**(5), 539–542. <https://doi.org/10.1111/j.1467-9280.2009.02327.x>
- Bickerton, D. (1973). The Nature of a Creole Continuum. *Language*, **49**(3), 640–669. <https://doi.org/10.2307/412355>
- Boersma, P., & Weenink, D. (2013). Praat: Doing Phonetics by Computer. Computer program. Retrieved 9 July 2013, from <http://praat.com/>.
- Bosch, L., & Ramon-Casas, M. (2011). Variability in vowel production by bilingual speakers: Can input properties hinder the early stabilization of contrastive categories? *Journal of Phonetics*, **39**(4), 514–526.
- Bosch, L., & Sebastián-Gallés, N. (2001). Evidence of Early Language Discrimination Abilities in Infants From Bilingual Environments. *Infancy: the official journal of the International Society on Infant Studies*, **2**(1), 29–49. https://doi.org/10.1207/S15327078IN0201_3
- Bosch, L., & Sebastián-Gallés, N. (2003). Simultaneous bilingualism and the perception of a language-specific vowel contrast in the first year of life. *Language and Speech*, **46**(2-3), 217–243.
- Bundgaard-Nielsen, R. L., & Baker, B. J. (2016). Fact or furphy? The continuum in Kriol. In F. Meakins & C. O'Shannessy (eds.), *Loss and renewal: Australian languages since contact*, pp. 177–216. Berlin: De Gruyter Mouton.
- Bundgaard-Nielsen, R. L., & Baker, B. J. (2019). Paa, paa, plack sheep: Nonnative VOT perception in the absence of native VOT experience. *AM, Nyvad, M., Hejné, A., Højen, A., Bothe Jespersen, M. Hjortshøj Sørensen, (Eds.), A sound approach to language matters. In honor of Ocke-Schwen Bohn. Dept. Of English-School Of communication and Culture*, 41–63.
- Bundgaard-Nielsen, R. L., & O'Shannessy, C. (2021). When more is more: The mixed language Light Warlpiri amalgamates source language phonologies to form a near-maximal inventory, *Journal of Phonetics*, **85**, <https://doi.org/10.1016/j.wocn.2021.101037>.
- Burns, T. C., Yoshida, K. A., Hill, K., & Werker, J. F. (2007). The development of phonetic representation in bilingual and monolingual infants. *Applied Psycholinguistics* **28**, 455–474. doi: [10.1017/S0142716407070257](https://doi.org/10.1017/S0142716407070257)
- Byers-Heinlein, K., Burns, T. C., & Werker, J. F. (2010). The roots of bilingualism in newborns. *Psychological science*, **21**(3), 343–348. <https://doi.org/10.1177/0956797609360758>
- Byrd, D. (1993). 54,000 American stops. In *UCLA Working Papers in Phonetics* 83:97–116. Los Angeles, CA: UCLA Dept of Linguistics.
- Clothier, J., & Loakes, D. (2018). Coronal stop VOT in Australian English: Lebanese Australians and mainstream Australian English speakers. *Proceedings of the 17th Australasian International Speech Science and Technology (SST) conference*, Sydney 2018.
- Cohen, J. (1988). *Statistical Power Analysis for the Behavioral Sciences* (2nd ed.). Hillsdale, NJ: Lawrence Erlbaum Associates, Publishers.
- DeCamp, D. (1971). Toward a generative analysis of a post-creole continuum. In D. Hymes (ed.), *Pidginization and creolization of languages*, pp. 349–370. Cambridge, UK: Cambridge University Press.
- Dickson, G., & Durantin, G. (2019). Variation in the reflexive in Australian Kriol. *Asia-Pacific Language Variation*, **5**(2), 171–207. doi: <https://doi.org/10.1075/aplv.00005.dic>
- Flège, J. E. (1991). Age of learning affects the authenticity of voice-onset time (VOT) in stop consonants produced in a second language. *Journal of the Acoustical Society of America*, **89**, 395–411.
- Fletcher, J., & Butcher, A. (2014). Sound patterns of Australian languages. In H. Koch and R. Nordlinger (eds.), *The languages and linguistics of Australia (The World of Linguistics, Vol. 3)*, pp. 91–138. Berlin: De Gruyter Mouton.
- Graf Estes, K., & Hay, J. F. (2015). Flexibility in Bilingual Infants' Word Learning. *Child development*, **86**(5), 1371–1385. <https://doi.org/10.1111/cdev.12392>

- Hamilton, P.** (1996). Phonetic constraints and markedness in the phonotactics of Australian Aboriginal languages. PhD dissertation, University of Toronto.
- Harris, J. W.** (1986). *Northern Territory pidgins and the origin of Kriol*. Canberra: Pacific Linguistics.
- Hill, S. R.** (2008). Yolŋu Matha and English learning at Galiwin'ku, an Indigenous community in North-east Arnhem Land. PhD dissertation, University of New England, Armidale, NSW.
- Jones, C., & Meakins, F.** (2013). Variation in voice onset time in stops in Gurindji Kriol: picture naming and conversational speech. *Australian journal of linguistics*, *33*, 196–220.
- Kim, M., & Stoel-Gammon, C.** (2009). The acquisition of Korean word-initial stops. *The Journal of the Acoustical Society of America*, *125*(6), 3950–3961. <https://doi.org/10.1121/1.3123402>
- Kuhl, P. K., Conboy, B. T., Coffey-Corina, S., Padden, D., Rivera-Gaxiola, M., & Nelson, T.** (2008). Phonetic learning as a pathway to language: New data and negative language magnet theory expanded (NLM-e). *Philosophical Transactions of the Royal Society B*, *363*, 979–1000.
- León, M., Washington, K. N., McKenna, V. S., Crowe, K., & Fritz, K.** (2022). Linguistically Informed Acoustic and Perceptual Analysis of Bilingual Children's Speech Productions: An Exploratory Study in the Jamaican Context. *Journal of speech, language, and hearing research: JSLHR*, *65*(7), 2490–2509. https://doi.org/10.1044/2022_JSLHR-21-00386
- Lleó, C., Cortés, S., & Benet, A.** (2008). Contact-induced phonological changes in the Catalan spoken in Barcelona. In Siemund, P., & Kintana, N. (eds.), *Language Contact and Contact Languages* (pp.185–212). Amsterdam: John Benjamins.
- Lohoar, S., Butera, N., & Kennedy, E.** (2014). Strengths of Australian aboriginal cultural practices in family life and childrearing. Retrieved from <https://aifs.gov.au/cfca/publications/strengths-australian-aboriginal-cultural-practices-fam/theme-3-elderly-family-members>
- Lowenstein, J. H., & Nittrouer, S.** (2008). Patterns of acquisition of native voice onset time in English-learning children. *The Journal of the Acoustical Society of America*, *124*(2), 1180–1191. <https://doi.org/10.1121/1.2945118>
- McLeod, S., & Crowe, K.** (2018). Children's Consonant Acquisition in 27 Languages: A Cross-Linguistic Review. *American journal of speech-language pathology*, *27*(4), 1546–1571. https://doi.org/10.1044/2018_AJSLP-17-0100
- Meakins, F., Hua, X., Algy, C., & Bromham, L.** (2019). Birth of a contact language did not favor simplification. *Language*, *95*(2), 294–332.
- Metsala, J. L.** (1999). Young children's phonological awareness and nonword repetition as a function of vocabulary development. *Journal of Educational Psychology*, *91*, 3–19
- Millasseau, J., Bruggeman, L., Yuen, I., & Demuth, K.** (2021). Temporal cues to onset voicing contrasts in Australian English-speaking children. *The Journal of the Acoustical Society of America*, *149*(1), 348. <https://doi.org/10.1121/10.0003060>
- Mulak, K. E., Best, C. T., Tyler, M. D., Kitamura, C., & Irwin, J. R.** (2013). Development of phonological constancy: 19-month-olds, but not 15-month-olds, identify words in a non-native regional accent. *Child development*, *84*(6), 2064–2078. <https://doi.org/10.1111/cdev.12087>
- Munro, J.** (2011). Roper River Aboriginal language features in Australian Kriol: Considering semantic features. In C. Lefebvre (ed.), *Creoles, their substrates, and language typology*, pp. 461–87. Amsterdam/Philadelphia: Benjamins.
- Okalidou, A., Petinou, K., Theodorou, E., & Karasimou, E.** (2010). Development of voice onset time in standard-Greek and Cypriot-Greek-speaking preschoolers. *Clinical linguistics & phonetics*, *24*(7), 503–519. <https://doi.org/10.3109/02699200903437914>
- Polka, L., Colantonio, C., & Sundara, M.** (2001). A cross-language comparison of /d/-/ð/ perception: Evidence for a new developmental pattern. *The Journal of the Acoustical Society of America*, *109*, 2190–2201.
- Ramon-Casas, M., Cortés, S., Benet, A., Lleó, C., & Bosch, L.** (2023). Connecting perception and production in early Catalan–Spanish bilingual children: Language dominance and quality of input effects. *Journal of Child Language*, *50*(1), 155–176. doi:10.1017/S0305000921000787
- Ramon-Casas, M., Swingley, D., Sebastián-Gallés, N., & Bosch, L.** (2009). Vowel categorization during word recognition in bilingual toddlers. *Cognitive Psychology*, *59*(1), 96–121.
- Rickford, J. R.** (1987). *Dimensions of a creole continuum*. Stanford, CA: Stanford University Press.
- Rivera-Gaxiola, M., Silva-Pereyra, J., & Kuhl, P. K.** (2005). Brain potentials to native and non-native speech contrasts in 7- and 11-month-old American infants. *Developmental Science*, *8*, 162–172.

- Sandefur, J. R.** (1979). *An Australian creole in the Northern Territory: A description of Ngukurr-Bamyili dialects*. Darwin, NT: Summer Institute of Linguistics.
- Sandefur, J. R.** (1985). English-based languages and dialects currently spoken by aboriginal people: Suggestions towards a consensus on terminology. *Australian Journal of Linguistics*, 5(1), 67–78, DOI: 10.1080/07268608508599337
- Sandefur, J. R.** (1986). *Kriol of North Australia: A language coming of Age* (Vol. 10). Summer Institute of Linguistics, Australian Aboriginals Branch.
- Siegel, J.** (2008). *The emergence of pidgin and creole languages*. Oxford: Oxford University Press.
- Stager, C. L., & Werker, J. F.** (1997). Infants listen for more phonetic detail in speech perception than in word-learning tasks. *Nature*, 30, 88, 381–382.
- Stewart, J., Meakins, F., Algy, C., Ennever, T., & Joshua, A.** (2020). Fickle fricatives: Fricative and stop perception in Gurindji Kriol, Roper Kriol, and Standard Australian English. *Journal of the Acoustical Society of America*, 147(4), 2766–2778.
- Stewart, J., Meakins, F., Algy, C., & Joshua, A.** (2018). The development of phonological stratification: Evidence from stop voicing perception in Gurindji Kriol and Roper Kriol. *Journal of Language Contact* 11 (1), 71–112.
- Swingle, D., & Aslin, R. N.** (2007). Lexical competition in young children's word learning. *Cognitive psychology*, 54(2), 99–132. <https://doi.org/10.1016/j.cogpsych.2006.05.001>
- Tollfree, L.** (2001). Variation and change in Australian English consonants: Reduction of /t/. In D. Blair & P. Collins (Eds.), *English in Australia* (pp. 45–67). John Benjamins.
- Werker, J. F., & Lalonde, C. E.** (1988). Cross-language speech perception: Initial capabilities and developmental change. *Developmental Psychology*, 24, 672–683.
- Werker, J. F., & Tees, R. C.** (1984). Cross-language speech perception: Evidence for perceptual reorganization during the first year of life. *Infant Behavior and Development*, 7, 49–63.
- White, K. S., & Aslin, R. N.** (2011). Adaptation to novel accents by toddlers. *Developmental science*, 14(2), 372–384. <https://doi.org/10.1111/j.1467-7687.2010.00986.x>
- White, K. S., & Morgan, J. L.** (2008). Sub-segmental detail in early lexical representations. *Journal of Memory and Language*, 59(1), 114–132.
- Winford, D.** (1997). Re-examining Caribbean English creole continua. *World Englishes*, 16, 233–279.
- Yang, J.** (2021). Comparison of VOTs in Mandarin–English bilingual children and corresponding monolingual children and adults. *Second Language Research*, 37(1), 3–26. <https://doi.org/10.1177/0267658319851820>

Appendix 1a: Number of tokens per child for word-initial consonants

Kriol Child	Labial		Alveolar		Post-alveolar		Velar		Sum
	/p/	/b/	/t/	/d/	/tʃ/	/dʒ/	/k/	/g/	
KC01	6	18	18	7	0	2	0	0	51
KC02	9	21	17	9	4	0	10	2	72
KC03	6	14	18	9	1	1	10	4	63
KC04	1	7	4	4	0	0	6	0	22
KC05	2	7	7	3	1	0	4	0	24
KC06	12	24	19	5	2	3	13	10	88
KC07	16	19	19	10	1	1	18	5	89
KC08	2	5	4	3	1	0	4	1	20
KC09	12	26	19	7	4	0	15	9	92
KC10	13	17	22	3	2	2	11	6	76
KC11	11	21	19	11	1	1	18	4	86
KC12	7	15	17	3	0	0	5	1	48
KC13	13	23	24	5	2	0	13	7	87
Total	110	217	207	79	19	10	127	49	818

Appendix 1b: Number of tokens per child for word-medial consonants

Kriol Child	Labial		Alveolar		Post-alveolar		Velar		Sum
	/p/	/b/	/t/	/d/	/tʃ/	/dʒ/	/k/	/g/	
KC01	5	7	1	4	0	0	1	6	24
KC02	5	11	1	4	0	1	3	8	33
KC03	4	17	2	4	0	0	6	5	38
KC04	1	1	0	2	0	0	2	1	7
KC05	1	3	2	0	0	0	2	1	9
KC06	4	11	6	0	0	0	12	7	40
KC07	7	14	1	3	0	0	13	9	47
KC08	1	1	1	0	0	0	2	1	6
KC09	3	11	3	0	0	3	14	7	41
KC10	6	10	5	1	0	0	7	6	35
KC11	5	8	2	6	0	1	9	9	40
KC12	2	9	5	0	0	0	5	2	23
KC13	5	13	1	1	0	0	13	6	39
Total	49	116	30	25	0	5	89	68	382

Appendix 2. Full list of target words for the mispronunciation detection task. Column one presents the target words in IPA, numbered in accordance with the presentation order. Column two indicates the correct pronunciation of the target word. Column three provides English gloss, and Column four lists the type of mispronunciation in each mispronounced target. Where segments have been modified (75% of the targets), the relevant segment is bold in the IPA target word

Target	Correct form	English gloss	Modification
1. /'terit/	/'kerit/	carrot	POA
2. /'deibul/	/'teibul/	table	VOT
3. /'palu:n/	/'balu:n/	balloon	VOT
4. /tuʃ/	/tuʃ/	tooth	
5. /'toubul/	/'teibul/	table	Vowel
6. /tan/	/san/	sun	Manner
7. /dʒi:s/	/tʃi:s/	cheese	VOT
8. /'bakit/	/'bakit/	bucket	
9. /'dabul/	/'babul/	bubble	POA
10. /'bota/	/'wota/	water	Manner
11. /'taisa/	/'taiga/	tiger	Substitution
12. /fiʃ/	/fiʃ/	fish	
13. /'telikin/	/'pelikin/	pelican	POA
14. /'taika/	/'taiga/	tiger	VOT
15. /'ta:dul/	/'te:dul/	turtle	Vowel
16. /'pabul/	/'babul/	bubble	VOT
17. /'geto/	/'geko/	gecko	POA
18. /'se:dul/	/'te:dul/	turtle	Manner
19. /ʃap/	/ʃop/	shop	Vowel
20. /'belikin/	/'pelikin/	pelican	VOT
21. /'wota/	/'wota/	water	
22. /'seibul/	/'teibul/	table	Manner
23. /'matil/	/'masil/	mussel	Manner
24. /'epul/	/'epul/	apple	
25. /su'wana/	/gu'wana/	goanna	Substitution
26. /'de:dul/	/'te:dul/	turtle	VOT
27. /be:d/	/be:d/	bird	
28. /'beibul/	/'teibul/	table	POA, VOT
29. /'kopi/	/'kofi/	coffee	Manner
30. /'babul/	/'babul/	bubble	
31. /ʃan/	/san/	sun	POA
32. /'duwa/	/'duwa/	door	

Appendix 2. (Continued)

Target	Correct form	English gloss	Modification
33. /'kaiga/	/'taiga/	tiger	POA
34. /'pidi/	/'pigi/	pig	POA
35. /sen/	/san/	sun	Vowel
36. /'pakit/	/'bakit/	bucket	VOT
37. /ʃop/	/ʃop/	shop	
38. /gi'wana/	/gu'wana/	goanna	Vowel
39. /'opul/	/'epul/	apple	Vowel
40. /'deko/	/'geko/	gecko	POA
41. /'kelit/	/'kerit/	carrot	Manner
42. /'figi/	/'pigi/	pig	Manner
43. /'masil/	/'masil/	mussel	
44. /'kerit/	/'kerit/	carrot	
45. /ti:s/	/tʃi:s/	cheese	Manner
46. /'taida/	/'taiga/	tiger	POA
47. /ʃi:s/	/tʃi:s/	cheese	Manner
48. /pe:d/	/be:d/	bird	VOT
49. /'balu:n/	/'balu:n/	balloon	
50. /tʃu:s/	/dʒu:s/	juice	VOT
51. /pet/	/ket/	cat	POA
52. /he:d/	/be:d/	bird	Substitution
53. /du:t/	/tu:t/	tooth	VOT
54. /'bigi/	/'pigi/	pig	VOT
55. /'te:dul/	/'te:dul/	turtle	
56. /'rota/	/'wota/	water	POA
57. /'pelikin/	/'pelikin/	pelican	
58. /de:d/	/be:d/	bird	POA
59. /gu'wana/	/gu'wana/	goanna	
60. /'kofi/	/'kofi/	coffee	
61. /ban/	/san/	sun	Substitution
62. /'teibul/	/'teibul/	table	
63. /'eful/	/'epul/	apple	Manner, POA
64. /ʃiʃ/	/fiʃ/	fish	POA
65. /'ekul/	/'epul/	apple	POA
66. /du:s/	/dʒu:s/	juice	Manner
67. /san/	/san/	sun	

Appendix 2. (Continued)

Target	Correct form	English gloss	Modification
68. /maus/	/maus/	mouse	
69. /bu'wana/	/gu'wana/	goanna	POA
70. /'mafil/	/'masil/	mussel	POA
71. /maut/	/maus/	mouse	Manner
72. /ʃakit/	/'bakit/	bucket	Substitution
73. /'kosi/	/'kofi/	coffee	POA
74. /'giko/	/'geko/	gecko	Vowel
75. /'galu:n/	/'babul/	balloon	POA
76. /ket/	/ket/	cat	
77. /'tuwa/	/'duwa/	door	VOT
78. /'pogi/	/'pigi/	pig	Vowel
79. /'badul/	/'babul/	bubble	POA
80. /tʃi:s/	/tʃi:s/	cheese	
81. /mois/	/maus/	mouse	Vowel
82. /'pigi/	/'pigi/	pig	
83. /'gakit/	/'bakit/	bucket	POA
84. /'saiga/	/'taiga/	tiger	Manner
85. /'wigi/	/'pigi/	pig	Manner, VOT
86. /dʒu:s/	/dʒu:s/	juice	
87. /ba:d/	/be:d/	bird	Vowel
88. /'taiga/	/'taiga/	tiger	
89. /'geko/	/'geko/	gecko	
90. /'tʃuwa/	/'duwa/	door	Manner, VOT
91. /'misil/	/'masil/	mussel	Vowel
92. /pij/	/fiʃ/	fish	Manner
93. /'bebul/	/'babul/	bubble	Vowel
94. /'kogi/	/'kofi/	coffee	Substitution
95. /'gerit/	/'kerit/	carrot	VOT
96. /'daiga/	/'taiga/	tiger	VOT
97. /'polikin/	/'pelikin/	pelican	Vowel
98. /'wabul/	/'babul/	bubble	Manner
99. /kit/	/ket/	cat	Vowel

Cite this article: Bundgaard-Nielsen, R.L., Baker, B.J., Bell, E.A., & Wang, Y. (2024). Stop contrast acquisition in child Kriol: Evidence of stable transmission of phonology post Creole formation. *Journal of Child Language* 51, 1333–1369, <https://doi.org/10.1017/S0305000923000430>