



# The role of viscosity on drop impact forces on non-wetting surfaces

Vatsal Sanjay<sup>1,†</sup>, Bin Zhang<sup>2,†</sup>, Cunjing Lv<sup>2,†</sup> and Detlef Lohse<sup>1,3,†</sup>

<sup>1</sup>Physics of Fluids Department, Max Planck Center for Complex Fluid Dynamics, Department of Science and Technology, and J. M. Burgers Centre for Fluid Dynamics, University of Twente, P. O. Box 217, 7500 AE Enschede, The Netherlands

<sup>2</sup>Department of Engineering Mechanics, AML, Tsinghua University, 100084 Beijing, PR China

<sup>3</sup>Max Planck Institute for Dynamics and Self-Organization, Am Fassberg 17, 37077 Göttingen, Germany

(Received 5 November 2023; revised 31 August 2024; accepted 6 September 2024)

A liquid drop impacting a rigid substrate undergoes deformation and spreading due to normal reaction forces, which are counteracted by surface tension. On a non-wetting substrate, the drop subsequently retracts and takes off. Our recent work (Zhang *et al.*, *Phys. Rev. Lett.*, vol. 129, 2022, 104501) revealed two peaks in the temporal evolution of the normal force  $F(t)$  – one at impact and another at jump-off. The second peak coincides with a Worthington jet formation, which vanishes at high viscosities due to increased viscous dissipation affecting flow focusing. In this article, using experiments, direct numerical simulations and scaling arguments, we characterize both the peak amplitude  $F_1$  at impact and the one at takeoff ( $F_2$ ) and elucidate their dependency on the control parameters: the Weber number  $We$  (dimensionless impact kinetic energy) and the Ohnesorge number  $Oh$  (dimensionless viscosity). The first peak amplitude  $F_1$  and the time  $t_1$  to reach it depend on inertial time scales for low viscosity liquids, remaining nearly constant for viscosities up to 100 times that of water. For high viscosity liquids, we balance the rate of change in kinetic energy with viscous dissipation to obtain new scaling laws:  $F_1/F_\rho \sim \sqrt{Oh}$  and  $t_1/\tau_\rho \sim 1/\sqrt{Oh}$ , where  $F_\rho$  and  $\tau_\rho$  are the inertial force and time scales, respectively, which are consistent with our data. The time  $t_2$  at which the amplitude  $F_2$  appears is set by the inerticapillary time scale  $\tau_\gamma$ , independent of both the viscosity and the impact velocity of the drop. However, these properties dictate the magnitude of this amplitude.

**Key words:** drops

† Email addresses for correspondence: [vatsalsanjay@gmail.com](mailto:vatsalsanjay@gmail.com), [binzhang0710@gmail.com](mailto:binzhang0710@gmail.com), [cunjinglv@mail.tsinghua.edu.cn](mailto:cunjinglv@mail.tsinghua.edu.cn), [d.lohse@utwente.nl](mailto:d.lohse@utwente.nl)

© The Author(s), 2025. Published by Cambridge University Press. This is an Open Access article, distributed under the terms of the Creative Commons Attribution licence (<http://creativecommons.org/licenses/by/4.0>), which permits unrestricted re-use, distribution and reproduction, provided the original article is properly cited.

## 1. Introduction

Drop impacts have piqued the interest of scientists and artists alike for centuries, with the phenomenon being sketched by da Vinci (1508) in the early 16th century and photographed by Worthington (1876*a,b*) in the late 19th century. It is, indeed, captivating to observe raindrops hitting a solid surface (Kim *et al.* 2020; Lohse & Villermaux 2020) or ocean spray affecting maritime structures (Berny *et al.* 2021; Villermaux, Wang & Deike 2022). The phenomenology of drop impact is extremely rich, encompassing behaviours such as drop deformation (Biance *et al.* 2006; Chevy *et al.* 2012; Moláček & Bush 2012), spreading (Laan *et al.* 2014; Wildeman *et al.* 2016), splashing (Xu, Zhang & Nagel 2005; Riboux & Gordillo 2014; Thoraval *et al.* 2021), fragmentation (Villermaux & Bossa 2011; Villermaux 2020), bouncing (Richard & Quéré 2000; Kolinski, Mahadevan & Rubinstein 2014; Chubynsky *et al.* 2020; Jha *et al.* 2020; Sharma & Dixit 2021; Sanjay, Chantelot & Lohse 2023*a*) and wetting (de Gennes 1985; Fukai *et al.* 1995; Quéré 2008; Bonn *et al.* 2009). These behaviours are influenced by the interplay of inertial, capillary and viscous forces, as well as additional factors like non-Newtonian properties (Bartolo, Josserand & Bonn 2005; Bartolo *et al.* 2007; Smith & Bertola 2010; Gorin *et al.* 2022) of the liquid and even ambient air pressure (Xu *et al.* 2005), making the parameter space for this phenomenon both extensive and high-dimensional.

Naturally, even the process of a Newtonian liquid drop impacting a rigid substrate is governed by a plethora of control parameters, including but not limited to the drop's density  $\rho_d$ , diameter  $D_0$ , velocity  $V_0$ , dynamic viscosity  $\eta_d$ , surface tension  $\gamma$  and acceleration due to gravity  $g$  (figure 1*a*). To navigate this rich landscape, we focus on two main dimensionless numbers that serve as control parameters (figure 1*b*): the Weber number  $We$ , which is the ratio of inertial to capillary forces and is given by

$$We = \frac{\rho_d V_0^2 D_0}{\gamma}; \quad (1.1)$$

and the Ohnesorge number  $Oh$ , which captures the interplay between viscous damping and capillary oscillations, offering insights into how viscosity affects the drop's behaviour upon impact,

$$Oh = \frac{\eta_d}{\sqrt{\rho_d \gamma D_0}}. \quad (1.2)$$

Additionally, the Bond number

$$Bo = \frac{\rho_d g D_0^2}{\gamma} \quad (1.3)$$

compares gravity with inertial forces and is needed to uniquely define the non-dimensional problem.

The drop impact is not only interesting from the point of view of fundamental research but also finds relevance in inkjet printing (Lohse 2022), the spread of respiratory drops carrying airborne microbes (Bourouiba 2021; Ji, Yang & Feng 2021; Pöhlker *et al.* 2023), cooling applications (Kim 2007; Shiri & Bird 2017; Jowkar & Morad 2019), agriculture (Bergeron *et al.* 2000; Bartolo *et al.* 2007; Kooij *et al.* 2018; Sijs & Bonn 2020; He *et al.* 2021; Hoffman *et al.* 2021), criminal forensics (Smith & Brutin 2018; Smith, Nicloux & Brutin 2018) and many other industrial and natural processes (Rein 1993; Yarin 2006; Tuteja *et al.* 2007; Cho *et al.* 2016; Hao *et al.* 2016; Josserand & Thoroddsen 2016; Liu, Wang & Jiang 2017; Yarin, Roisman & Tropea 2017; Yarin *et al.* 2017; Wu *et al.* 2020). For these applications, it is pertinent to understand the forces involved in drop impacts,

## The role of viscosity on drop impact forces

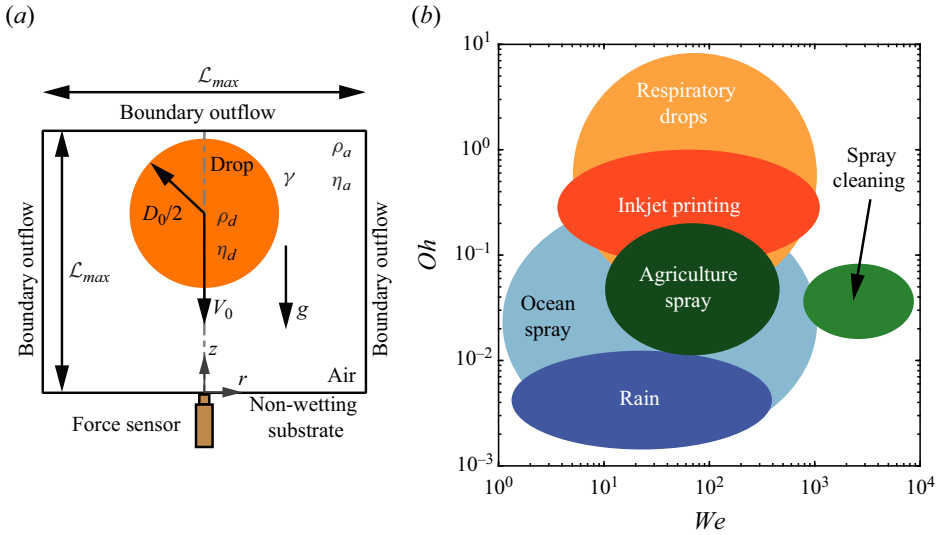


Figure 1. (a) Problem schematic with an axisymmetric computational domain used to study the impact of a drop with diameter  $D_0$  and velocity  $V_0$  on a non-wetting substrate. In the experiments, we use a quartz force sensor to measure the temporal variation of the impact force. The subscripts  $d$  and  $a$  denote the drop and air, respectively, to distinguish their material properties, which are the density  $\rho$  and the dynamic viscosity  $\eta$ . The drop–air surface tension coefficient is  $\gamma$ . The grey dashed–dotted line represents the axis of symmetry,  $r = 0$ . Boundary air outflow is applied at the top and side boundaries (tangential stresses, normal velocity gradient and ambient pressure are set to zero). The domain boundaries are far enough from the drop not to influence its impact process ( $\mathcal{L}_{max} \gg D_0$ ,  $\mathcal{L}_{max} = 8R$  in the worst case). (b) The phase space with control parameters: the Weber number ( $We$ , dimensionless kinetic energy) and the Ohnesorge number ( $Oh$ , dimensionless viscosity), exemplifying different applications.

as these forces can lead to soil erosion (Nearing, Bradford & Holtz 1986) or damage to engineered surfaces (Gohardani 2011; Ahmad, Schatz & Casey 2013; Amirzadeh *et al.* 2017). We refer the readers to Cheng, Sun & Gordillo (2022) for an overview of the recent studies unravelling drop impact forces (see also Li *et al.* (2014), Soto *et al.* (2014), Philippi, Lagrée & Antkowiak (2016), Zhang *et al.* (2017), Gordillo, Sun & Cheng (2018), Mitchell *et al.* (2019) and Zhang *et al.* (2019)).

These forces have been studied by Zhang *et al.* (2022), employing experiments and simulations and deriving scaling laws. A liquid drop impacting a non-wetting substrate undergoes a series of phases – spreading, recoiling and potentially rebounding (Chantelot 2018) – driven by the normal reaction force exerted by the substrate (figure 2). The moment of touchdown (see figure 2a,b,  $t = 0$  to  $t_1$ ) (Wagner 1932; Philippi *et al.* 2016; Gordillo *et al.* 2018) is not surprisingly associated with a pronounced peak in the temporal evolution of the drop impact force  $F(t)$  owing to the sudden deceleration as high as 100 times the acceleration due to gravity (Clanet *et al.* 2004) (figure 2a,  $F_1/(\rho_d V_0^2 D_0^2) \approx 0.82, 0.92, 0.99$  for  $Oh = 0.0025, 0.06$  and  $0.2$ , respectively; at  $t_1 \approx 0.03 \sqrt{\rho_d D_0^3 / \gamma}$ ). The force diminishes as the drop reaches its maximum spreading diameter (figure 2a,b,  $t = t_m$ ). Zhang *et al.* (2022) revealed that also the jump-off is accompanied by a peak in the normal reaction force, which was up to then unknown (figure 2a,  $F_2/(\rho_d V_0^2 D_0^2) \approx 0.37, 0.337, 0.1$  for  $Oh = 0.0025, 0.06$  and  $0.2$ , respectively; for the second force peak amplitude – at time  $t_2 \approx 0.42 \sqrt{\rho_d D_0^3 / \gamma}$  after impact). The second peak in the force also coincides with the

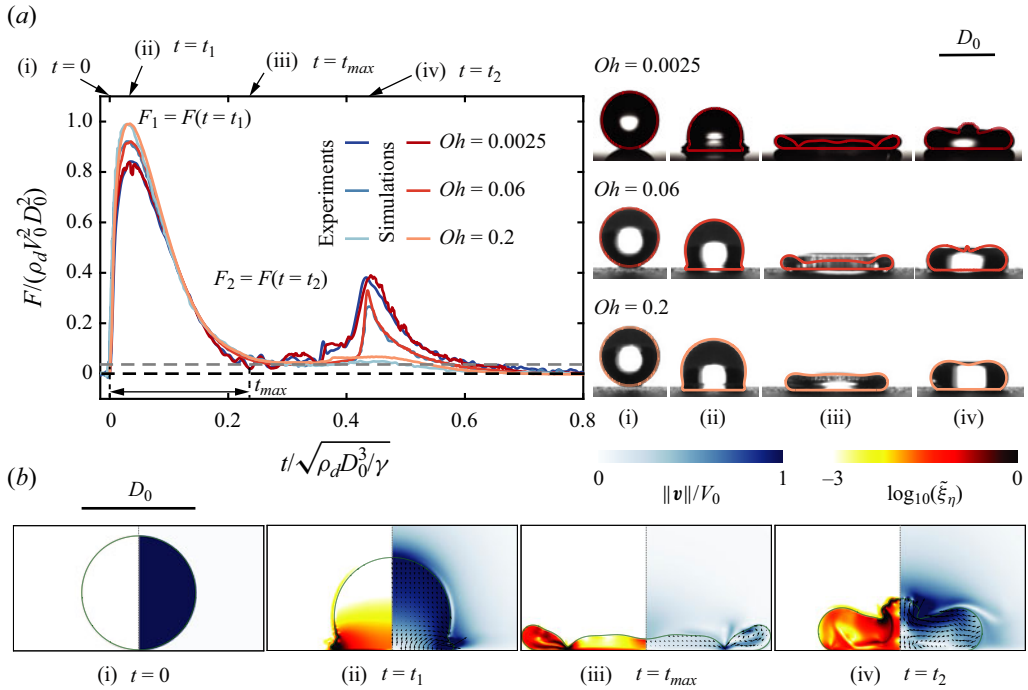


Figure 2. Comparison of the drop impact force  $F(t)$  obtained from experiments and simulations for the three typical cases with impact velocity  $V_0 = 1.2, 0.97, 0.96 \text{ m s}^{-1}$ , diameter  $D_0 = 2.05, 2.52, 2.54 \text{ mm}$ , surface tension  $\gamma \approx 72, 61, 61 \text{ mN m}^{-1}$  and viscosity  $\eta_d = 1, 25.3, 80.2 \text{ mPa s}$ . These parameters give  $Oh = 0.0025, 0.06, 0.2$  and  $We = 40$ . For the three cases, the two peak amplitudes,  $F_1/(\rho_d V_0^2 D_0^2) \approx 0.82, 0.92, 0.99$  at  $t_1 \approx 0.03\sqrt{\rho_d D_0^3/\gamma}$  and  $F_2/(\rho_d V_0^2 D_0^2) \approx 0.37, 0.337, 0.1$  at  $t_2 \approx 0.42\sqrt{\rho_d D_0^3/\gamma}$ , characterize the inertial shock from impact and the Worthington jet before takeoff, respectively. The drop reaches the maximum spreading at  $t_{max}$  when it momentarily stops and retracts until  $0.8\sqrt{\rho_d D_0^3/\gamma}$  when the drop takes off ( $F = 0$ ). The black and grey dashed lines in (a) mark  $F = 0$  and the resolution  $F = 0.5 \text{ mN}$  of our piezoelectric force transducer, respectively. (b) Four instances are further elaborated through numerical simulations for ( $We = 40, Oh = 0.0025$ ), namely (i)  $t = 0$  (touchdown), (ii)  $t = 0.03\sqrt{\rho_d D_0^3/\gamma}$  ( $t_1$ ), (iii)  $t = 0.2\sqrt{\rho_d D_0^3/\gamma}$  ( $t_{max}$ ) and (iv)  $t = 0.42\sqrt{\rho_d D_0^3/\gamma}$  ( $t_2$ ). The insets of (a) exemplify these four instances for the three representative cases illustrated here. The experimental snapshots are overlaid with the drop boundaries from simulations. We stress the excellent agreement between experiments and simulations without any free parameters. The left-hand part of each numerical snapshot shows (on a  $\log_{10}$  scale) the dimensionless local viscous dissipation function  $\xi_\eta \equiv \xi_\eta D_0/(\rho_d V_0^3) = 2Oh(\vec{\mathcal{D}} : \vec{\mathcal{D}})$ , where  $\mathcal{D}$  is the symmetric part of the velocity gradient tensor, and the right-hand part the velocity field magnitude normalized with the impact velocity. The black velocity vectors are plotted in the centre of mass reference frame of the drop to clearly elucidate the internal flow. Also see supplementary movies SM1–SM3 available at <https://doi.org/10.1017/jfm.2024.982>.

formation of a Worthington jet, a narrow upward jet of liquid that can form due to flow focusing by the retracting drop (figure 2a,b,  $t = t_2$ ). Under certain conditions ( $We \approx 9, Oh = 0.0025$ ), this peak can be even more pronounced than the first. This discovery is critical for superhydrophobicity which is volatile and can fail due to external disturbances such as pressure (Lafuma & Quéré 2003; Callies & Quéré 2005; Sbragaglia *et al.* 2007; Li *et al.* 2017), evaporation (Tsai *et al.* 2010; Chen *et al.* 2012; Papadopoulos *et al.* 2013), mechanical vibration (Bormashenko *et al.* 2007) or the impact forces of prior droplets (Bartolo *et al.* 2006a).

glycerol (wt %)	$\rho_d$ (kg m <sup>-3</sup> )	$\eta_d$ (mPa s)	$\gamma$ (mN m <sup>-1</sup> )
0	1000	1	72
50	1124	5	61
63	1158	10	61
74	1188	25.3	61
80	1200	45.4	61
85	1220	80.2	61

Table 1. Properties of the water–glycerol mixtures used in the experiments. Here  $\rho_d$  and  $\eta_d$  are the density and viscosity of the drop, respectively, and  $\gamma$  denotes the liquid–air surface tension coefficient (Jha *et al.* 2020). These properties are calculated using the protocol provided in Cheng (2008) and Volk & Kähler (2018).

In contrast to our prior study Zhang *et al.* (2022), which fixed the Ohnesorge number to that of a 2 mm diameter water drop ( $Oh = 0.0025$ ), our present investigation reported in this paper explores a broader parameter space. We systematically and independently vary the Weber and Ohnesorge numbers, extending the range of  $Oh$  to as high as 100. This comprehensive approach enables us to develop new scaling laws and provides a more unified understanding of the forces involved in drop impact problems. Our findings are particularly relevant for applications with varying viscosities and impact velocities (figure 1).

The structure of this paper is as follows. Section 2 briefly describes the experimental and numerical methods. Sections 3 and 4 offer detailed analyses of the first and second peaks, respectively, focusing on their relationships with the Weber number ( $We$ ) and the Ohnesorge number ( $Oh$ ). Conclusions and perspectives for future research are presented in § 5.

## 2. Methods

### 2.1. Experimental method

In the experimental set-up, shown schematically in figure 1(a), a liquid drop impacts a superhydrophobic substrate. For water drops, such a surface is coated with silanized silica nanobeads with a diameter of 20 nm (Glaco Mirror Coat Zero; Soft99) resulting in the advancing and receding contact angles of  $167 \pm 2^\circ$  and  $154 \pm 2^\circ$ , respectively (Gauthier *et al.* 2015; Li *et al.* 2017). On the other hand, for viscous aqueous glycerine drops, the upper surface is coated with an acetone solution of hydrophobic beads (Ultra ever Dry, Ultratech International, a typical bead size of 20 nm), resulting in the advancing and receding contact angles of  $166 \pm 4^\circ$  and  $159 \pm 2^\circ$ , respectively (Jha *et al.* 2020). The properties of the impacting drop are controlled using water–glycerine mixtures with viscosities  $\eta_d$  varying by almost two orders of magnitude, from 1 to 80.2 mPa s. Surface tension is either 72 mN m<sup>-1</sup> (pure water) or 61 mN m<sup>-1</sup> (glycerol), while density  $\rho_d$  ranges from 1000 to 1220 kg m<sup>-3</sup>, as detailed in table 1 (Cheng 2008; Volk & Kähler 2018; Jha *et al.* 2020). We note that using liquids such as silicone oil can provide a broader range of viscosity variation when paired with a superamphiphobic substrate (Deng *et al.* 2012). Additionally, employing drops of smaller radii facilitates the exploration of higher Ohnesorge numbers ( $Oh$ , see (1.2)). The drop diameter  $D_0$  is controlled between 2.05 and 2.76 mm by pushing it through a calibrated needle (see Appendix A for details). Consequently, we calculate  $Oh$  using the properties in table 1. The Weber number ( $We$ ,

see (1.1)) is set using the impact velocity  $V_0$  varying between 0.38 and 2.96 m s<sup>-1</sup> by changing the release height of the drops above the substrate. All experiments are conducted at ambient pressure and temperature. The impact force is directly measured using a high-precision piezoelectric force transducer (Kistler 9215A) with a resolution of 0.5 mN. During these measurements, the high-frequency vibrations induced by the measurement system and the surrounding noise are spectrally removed using a low-pass filter with a cutoff frequency of 5 kHz, following the procedure in Li *et al.* (2014), Zhang *et al.* (2017), Gordillo *et al.* (2018) and Mitchell *et al.* (2019). The experiment also employs a high-speed camera (Photron Fastcam Nova S12) synchronized at 10 000 f.p.s. with a shutter speed 1/20 000 s. Throughout the manuscript, the error bars are of a statistical nature (one standard deviation) and originate from repeated trials. They are visible if they are larger than the marker size. We refer the readers to the supplementary material of Zhang *et al.* (2022) and Appendix A for further details of the experimental set-up and error characterization of the dimensionless control parameters.

## 2.2. Numerical framework

In the direct numerical simulations employed for this study, the continuity and the momentum equations take the form

$$\nabla \cdot \mathbf{v} = 0 \quad (2.1)$$

and

$$\frac{\partial \mathbf{v}}{\partial t} + \nabla \cdot (\mathbf{v}\mathbf{v}) = \frac{1}{\rho}(-\nabla p + \nabla \cdot (2\eta\mathbf{D}) + \mathbf{f}_\gamma) + \mathbf{g}, \quad (2.2)$$

respectively. Here,  $\mathbf{v}$  is the velocity field,  $t$  is time,  $p$  is pressure and  $\mathbf{g}$  is acceleration due to gravity. We use the free software program Basilisk C that employs the well-balanced geometric volume of fluid (VoF) method (Popinet 2009, 2018). The VoF tracer  $\Psi$  delineates the interface between the drop (subscript  $d$ ,  $\psi = 1$ ) and air (subscript  $a$ ,  $\psi = 0$ ), introducing a singular force  $\mathbf{f}_\gamma \approx \gamma\kappa\nabla\Psi$  ( $\kappa$  denotes interfacial curvature, see Brackbill, Kothe & Zemach (1992)) to respect the dynamic boundary condition at the interface. This VoF tracer sets the material properties such that density  $\rho$  and viscosity  $\eta$  are given by

$$\rho = \rho_a + (\rho_d - \rho_a)\Psi \quad (2.3)$$

and

$$\eta = \eta_a + (\eta_d - \eta_a)\Psi, \quad (2.4)$$

respectively. This VoF field is advected with the flow, following the equation

$$\frac{\partial \Psi}{\partial t} + \nabla \cdot (\mathbf{v}\Psi) = 0. \quad (2.5)$$

Lastly, we calculate the normal reaction force  $\mathbf{F}(t)$  by integrating the pressure field  $p$  at the substrate,

$$\mathbf{F}(t) = \left( \int_{\mathcal{A}} (p - p_0) d\mathcal{A} \right) \hat{\mathbf{z}}, \quad (2.6)$$

where,  $p_0$ ,  $d\mathcal{A}$  and  $\hat{\mathbf{z}}$  are the ambient pressure, substrate area element and the unit vector normal to the substrate, respectively.

We leverage the axial symmetry of the drop impact (figure 1*a*). This axial symmetry breaks at large  $We$  ( $\geq 100$  for water drops and even larger Weber number for more

viscous drops), owing to destabilization by the surrounding gas after splashing (Xu *et al.* 2005; Eggers *et al.* 2010; Driscoll & Nagel 2011; Riboux & Gordillo 2014; Josserand & Thoroddsen 2016; Zhang *et al.* 2022). To solve the governing equations ((2.1)–(2.5)), the velocity field  $\mathbf{v}$  and time  $t$  are normalized by the inertio-capillary scales,  $V_\gamma = \sqrt{\gamma/(\rho_d D_0)}$  and  $\tau_\gamma = \sqrt{\rho_d D_0^3/\gamma}$ , respectively. Furthermore, the pressure is normalized using the capillary pressure scale  $p_\gamma = \gamma/D_0$ . In such a conceptualization,  $Oh$  and  $We$  described in § 1 uniquely determine the system. The Ohnesorge number based on air viscosity  $Oh_a = (\eta_a/\eta_d)Oh$  and air–drop density ratio  $\rho_a/\rho_d$  are fixed at  $10^{-5}$  and  $10^{-3}$ , respectively, to minimize the influence of the surrounding medium on the impact forces. Lastly, we keep the Bond number  $Bo$  (see (1.3)) fixed at 1 throughout the manuscript. In our system, the relevance of gravity is characterized by the dimensionless Froude number  $Fr = V_0^2/(gD_0) = We/Bo$  which compares inertia with gravity. Throughout this manuscript,  $Fr > 1$  and gravity’s role is subdominant compared with inertia (for detailed discussion, see Appendix B). The substrate is modelled as a no-slip and non-penetrable wall, whereas vanishing stress and pressure are applied at the remaining boundaries to mimic outflow conditions for the surrounding air. The domain boundaries are far enough from the drop not to influence its impact process ( $\mathcal{L}_{max} \gg D_0$ ,  $\mathcal{L}_{max} = 8R$  in the worst case). At  $t = 0$ , in our simulations, we release a spherical drop whose south pole is  $0.05D_0$  away from the substrate and is falling with a velocity  $V_0$ . It is important to note that large experimental drops may deviate from perfect sphericity due to air drag as they fall after detaching from the needle and potential residual oscillations from detachment. These shape perturbations are more pronounced in cases with low Weber and Ohnesorge numbers. To quantify this non-sphericity, we measure the drop’s aspect ratio (horizontal to vertical diameter) immediately before substrate contact. The precise preimpact drop shape can significantly influence subsequent impact dynamics (Thoraval *et al.* 2013; Yun 2017; Zhang *et al.* 2019). In our experiments, we constrain our analysis to drops with aspect ratios between 0.96 and 1.05. Given this narrow range, we posit that the impact of these shape variations is negligible compared with the experimental error bars derived from repeated trials under identical nominal conditions. The simulations utilize adaptive mesh refinement to finely resolve the velocity, viscous dissipation and the VoF tracer fields. A minimum grid size  $\Delta = D_0/2048$  is used for this study.

To ensure a perfectly non-wetting surface, we impose a thin air layer (minimum thickness  $\sim \Delta/2$ ) between the drop and the substrate. This air layer prevents direct contact between the liquid and solid (Kolinski *et al.* 2014; Sprittles 2024), effectively mimicking a perfectly non-wetting surface. The presence of this air layer is crucial for capturing the dynamics of drop impact on superhydrophobic surfaces, as it allows for the formation of an air cushion that can significantly affect the spreading and rebound behaviour of the drop (Ramírez-Soto *et al.* 2020; Sanjay *et al.* 2023a). While this approach does not fully resolve the microscopic dynamics within the air layer itself, such as the high-velocity gradients and viscous dissipation inside the gas film once it thins below a critical size ( $\sim 10\Delta$ ), it has been shown to accurately capture the macroscopic behaviour of drop impact in the parameter range of interest (Ramírez-Soto *et al.* 2020; Alventosa, Cimpeanu & Harris 2023; Sanjay *et al.* 2023b; García-Gejjo, Riboux & Gordillo 2024). We refer the readers to Sanjay (2022) for discussions about this ‘precursor’ air film method and to Popinet Collaborators (2013–2023), Sanjay (2024) and Zhang *et al.* (2022) for details on the numerical framework.

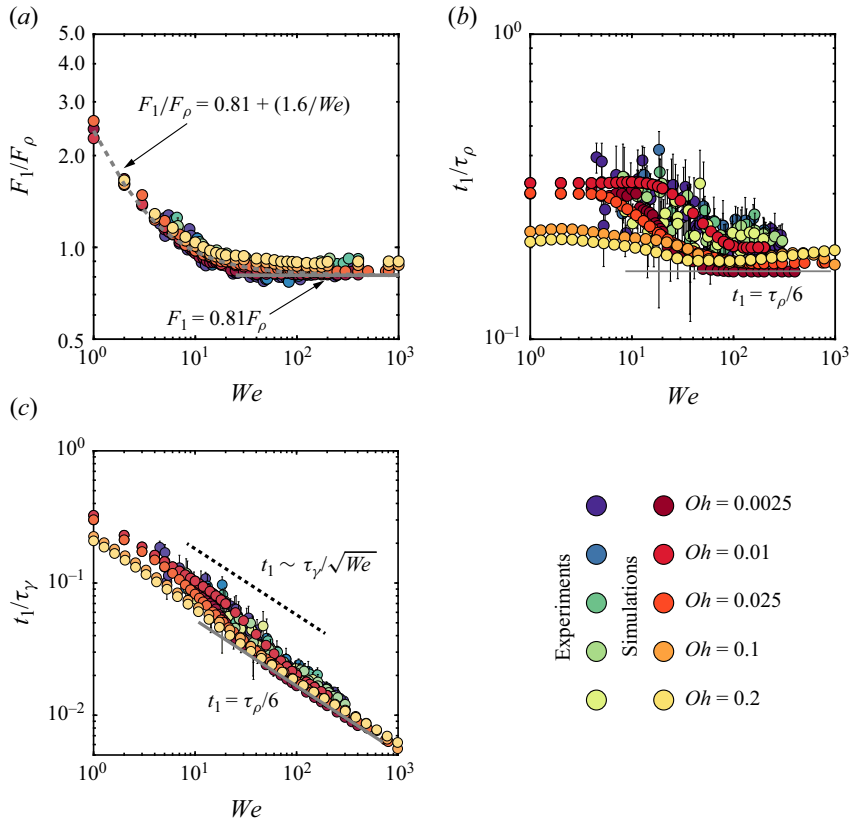


Figure 3. Anatomy of the first impact force peak amplitude at low  $Oh$  in between 0.0025 and 0.2, see colour legend:  $We$  dependence of the (a) magnitude  $F_1$  normalized by the inertial force scale  $F_\rho = \rho_d V_0^2 D_0^2$  and time  $t_1$  to reach the first force peak amplitude normalized by (b) the inertial time scale  $\tau_\rho = D_0/V_0$  and (c) the inertio-capillary time scale  $\tau_\gamma = \sqrt{\rho_d D_0^3/\gamma}$ . The Jupyter notebook for producing the figure can be found: <https://www.cambridge.org/S0022112024009820/JFM-Notebooks/files/figure3/figure3.ipynb>.

### 3. Anatomy of the first impact force peak

This section elucidates the anatomy of the first impact force peak and its relationship with the Weber  $We$  and Ohnesorge  $Oh$  numbers, first for the inertial limit (§ 3.1,  $Oh \ll 1$ ) and then for the viscous asymptote (§ 3.2,  $Oh \gg 1$ ). The results of this section are summarized in figure 3 that shows an excellent agreement between experiments and simulations without any free parameters.

#### 3.1. Low Ohnesorge number impacts

For low  $Oh$  and large  $We$ , inertial force and time scales dictate the drop impact dynamics (figures 3 and 4). As the drop falls on a substrate, the part of the drop immediately in contact with the substrate stops moving, whereas the top of the drop still falls with the impact velocity (figure 4, from  $t = t_1/4$  until  $t = t_1$ ). Consequently, momentum conservation implies

$$F_1 \sim V_0 \frac{dm}{dt}, \tag{3.1}$$



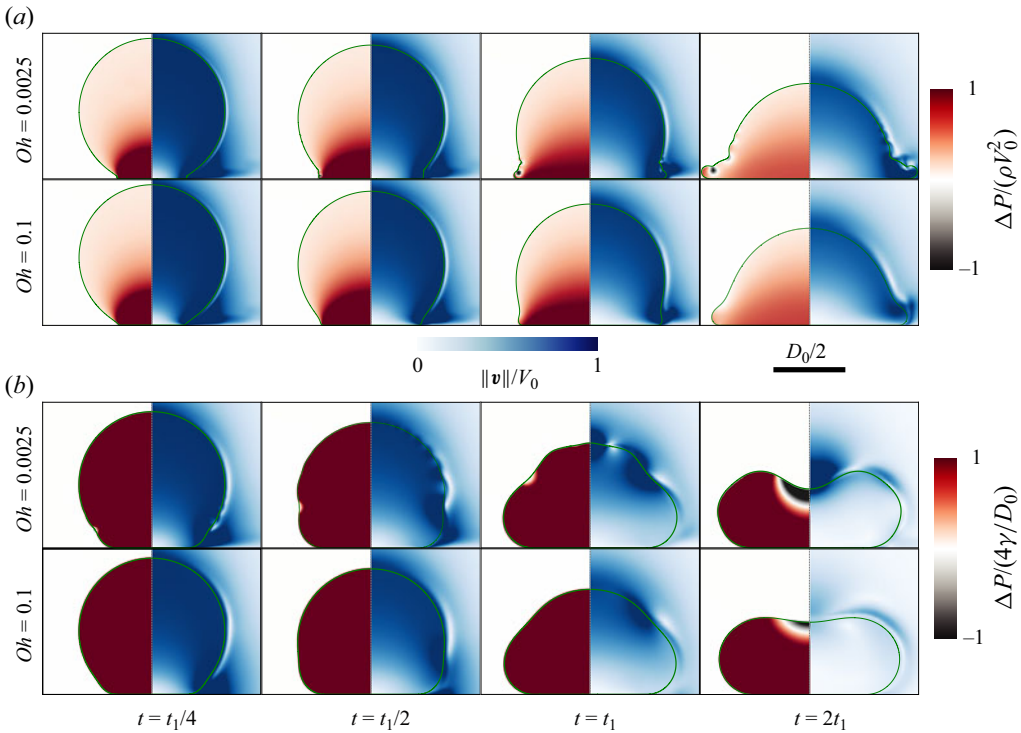


Figure 4. Direct numerical simulations snapshots illustrating the drop impact dynamics for  $We = (a)$  40 and  $(b)$  2. The left-hand side of each numerical snapshot shows the pressure normalized by  $(a)$  the inertial pressure scale  $\rho_d V_0^2$  and  $(b)$  the capillary pressure scale  $\gamma/D_0$ . The right-hand side shows the velocity field magnitude normalized by the impact velocity  $V_0$ .

where the mass flux  $dm/dt \sim \rho_d V_0 D_0^2$  (Soto *et al.* 2014; Zhang *et al.* 2022). As a result, the first peak amplitude scales with the inertial pressure force (figure 3a)

$$F_1 \sim F_\rho, \quad \text{where } F_\rho = \rho_d V_0^2 D_0^2, \quad (3.2)$$

for high Weber numbers ( $We > 30$ ,  $F_1 \approx 0.81 F_\rho$ ). Furthermore, the time  $t_1$  to reach  $F_1$  follows

$$t_1 \sim \frac{D_0}{V_0} = \tau_\rho, \quad (3.3)$$

where,  $\tau_\rho$  is the inertial time scale. The relation between (3.2) and (3.3) is apparent from the momentum conservation which implies that the impulse of the first force peak is equal to the momentum of the impacting drop, i.e.  $F_1 t_1 \sim \rho_d V_0 D_0^3 = F_\rho \tau_\rho$  (see Gordillo *et al.* (2018), Zhang *et al.* (2022) and figure 3b,c). These scaling laws depend only on the inertial shock at impact and are wettability-independent (Zhang *et al.* 2017; Gordillo *et al.* 2018; Zhang *et al.* 2022). For details of the scaling law, including the prefactors, we refer the readers to Philippi *et al.* (2016), Gordillo *et al.* (2018) and Cheng *et al.* (2022).

Figure 3 further illustrates that this inertial asymptote is insensitive to viscosity variations up to 100-fold as  $F_1 \sim F_\rho$  and  $t_1 \sim \tau_\rho$  for  $0.0025 < Oh < 0.2$ . However, deviations from the inertial force and time scales are apparent for  $We < 30$  (figure 3), a phenomenon also reported in earlier work (Soto *et al.* 2014; Zhang *et al.* 2022). In these instances, inertia does not act as the sole governing force but instead complements surface

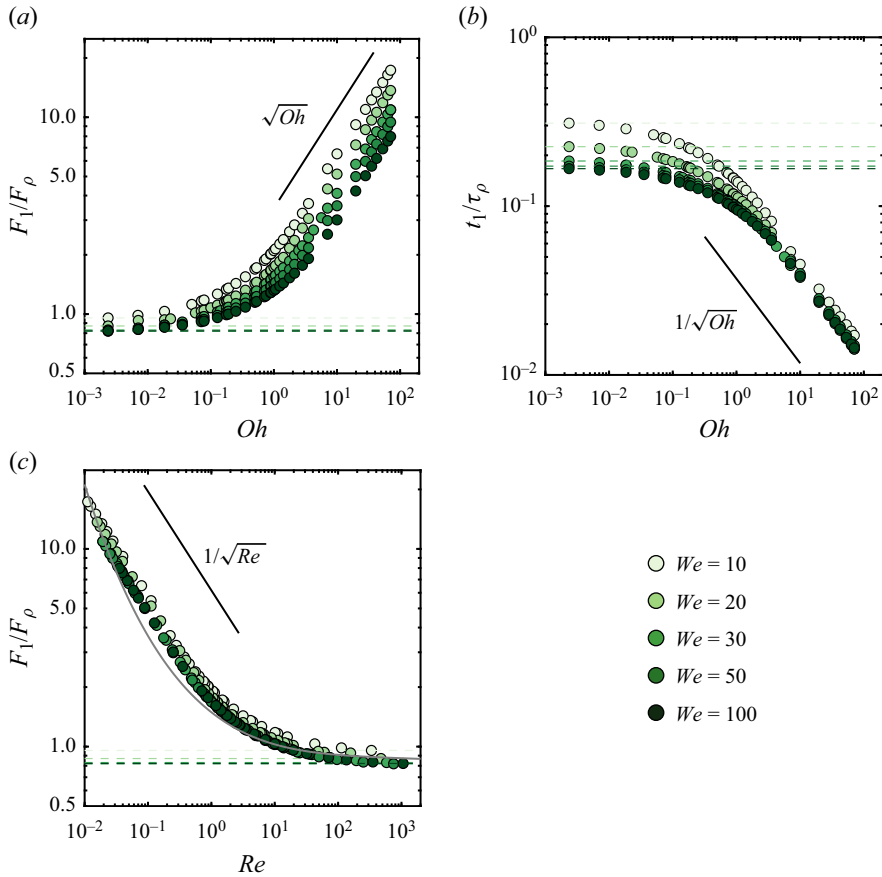


Figure 5. Anatomy of the first impact force peak amplitude for viscous impacts from our numerical simulations: the  $Oh$  dependence of (a) the magnitude  $F_1$  normalized by the inertial force scale  $\rho_d V_0^2 D_0^2$  and (b) the time  $t_1$  to reach the first force peak amplitude normalized by inertial time scale  $\tau_\rho = D_0/V_0$ . (c) The  $Re$  dependence of the magnitude  $F_1$  normalized by the inertial force scale  $\rho_d V_0^2 D_0^2$  as compared with the (implicit) theoretical calculation of Gordillo *et al.* (2018). The black line corresponds to the scaling relationship described in § 3.2. The Weber number is colour-coded.

tension, which dictates the pressure inside the drop ( $p \sim \gamma/D_0$  throughout the drop for  $We \lesssim 1$ , figure 4b). Zhang *et al.* (2022) proposed an empirical functional dependence as

$$F_1 = \left( \alpha_1 \rho_d V_0^2 + \alpha_2 \frac{\gamma}{D_0} \right) D_0^2, \quad (3.4)$$

based on dimensional analysis, with  $\alpha_1$  and  $\alpha_2$  as free parameters which were determined to be approximately 1.6 and 0.81, respectively, for water ( $Oh = 0.0025$ ). These coefficients only deviate marginally in the current work despite the significant increase in  $Oh$  as compared with previous works (Cheng *et al.* 2022; Zhang *et al.* 2022). This consistency underscores the invariance of the pressure field inside the drop to an increase in  $Oh$  (close to the impact region, figure 4a and throughout the drop, figure 4b).

### 3.2. Large Ohnesorge number impacts

Figure 5 reaffirms the findings of § 3.1 for low  $Oh$  that the first impact peak amplitude  $F_1$  and the time to reach this peak amplitude  $t_1$  scale with  $F_\rho$  and  $\tau_\rho$ , respectively.

The role of viscosity on drop impact forces

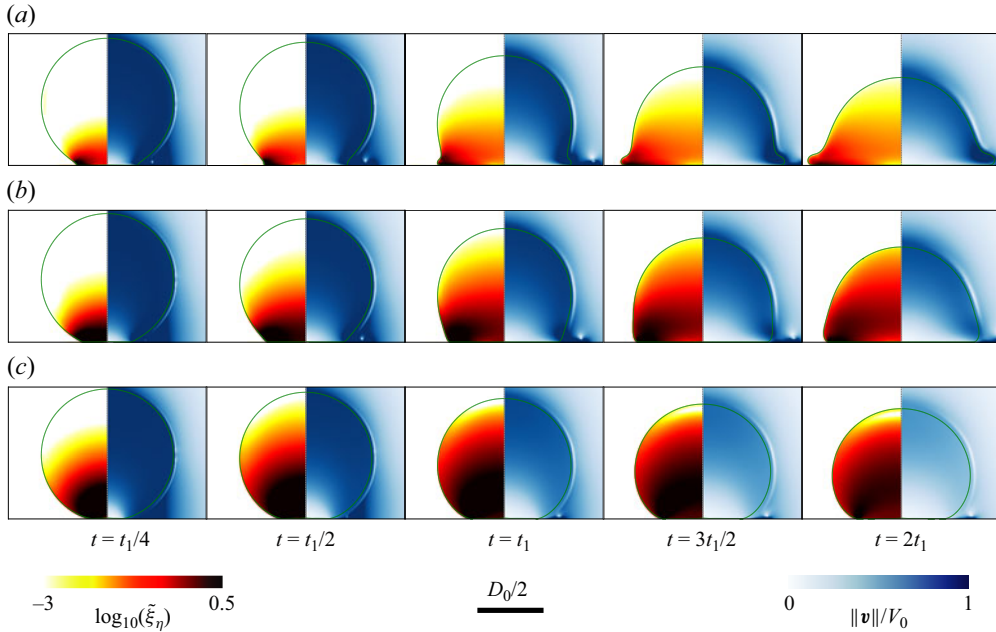


Figure 6. Direct numerical simulations snapshots illustrating the drop impact dynamics for  $We = 100$  and  $Oh = (a) 0.05, (b) 0.5$  and  $(c) 5$ . The left-hand side of each numerical snapshot shows the viscous dissipation function  $\xi_\eta$  normalized by the inertial scale  $\rho_d V_0^3 / D_0$ . The right-hand side shows the velocity field magnitude normalized by the impact velocity  $V_0$ .

As the Ohnesorge number increases further, the first impact force peak amplitude normalized with  $F_\rho$  begins to increase, indicating a transition around  $Oh \approx 0.1$ , where viscosity starts to play a significant role. At large  $Oh$ , we observe the scaling relationship (figure 5a)

$$F_1 \sim F_\rho \sqrt{Oh}. \quad (3.5)$$

The drop's momentum is still  $\rho_d V_0 D_0^3$  which must be balanced by the impulse from the substrate,  $F_1 t_1$  (see § 3.1, Gordillo *et al.* (2018), Zhang *et al.* (2022) and figure 5b). Consequently, the time  $t_1$  follows

$$t_1 \sim \frac{\tau_\rho}{\sqrt{Oh}}. \quad (3.6)$$

Figure 5 further shows that these scaling laws are weakly dependent on the Weber number, as viscous dissipation consumes the entire initial kinetic energy of the impacting drop (figure 6). Once again, we stress that using the water–glycerol mixtures limits the range of  $Oh$  that we can probe experimentally. We further note that the first peak is robust and does not depend on the wettability of the substrate. Consequently, to compare with the existing data such as those in Cheng *et al.* (2022) with different liquids to cover a wider range of liquid viscosities and to account for the apparent  $We$ -dependence, we plot  $F_1$  compensated with  $F_\rho$  against the impact Reynolds number  $Re \equiv \sqrt{We}/Oh = V_0 D_0 / \nu_d$ . For the low  $Re$  regime, such a plot allows us to describe the  $We$  dependence on the prefactor more effectively, as illustrated in figure 5(c). However, it is important to note that some scatter is still observed at high  $Re$  values, which can be attributed to the  $We$  dependence of the impact force peak amplitude. This lack of a pure scaling behaviour demonstrates how

the interplay between kinetic energy and viscous dissipation within the drop dictates the functional dependence of the maximum impact force on  $Oh$ .

To systematically elucidate these scaling behaviours in the limit of small  $Re$ , we need to find the typical scales for the rate of change of kinetic energy and that of the rate of viscous dissipation for the drop impact system. First, we can readily define an average rate of viscous dissipation per unit mass as

$$\bar{\varepsilon} \sim \frac{1}{\tau_\rho} \frac{1}{D_0^3} \int_0^{\tau_\rho} \int_\Omega v_d (\mathbf{D} : \mathbf{D}) \, d\Omega \, dt, \quad (3.7)$$

where  $v_d$  is the kinematic viscosity of the drop and  $d\Omega$  is the volume element where dissipation occurs. Notice that  $\bar{\varepsilon}$  has the dimensions of  $V_0^3/D_0$ , i.e. length squared over time cubed or velocity squared over time, as it should be for dissipation rate of energy per unit mass. We can estimate  $\Omega = D_{foot}^2 l_v$  (figure 6), where  $D_{foot}$  is the drop's foot diameter in contact with the substrate and  $l_v$  is the viscous boundary layer thickness. This boundary layer marks the region of strong velocity gradients ( $\sim V_0/l_v$ ) analogous to the Mirels (1955) shockwave-induced boundary layer. For details, we refer the authors to Schlichting (1968), Schroll *et al.* (2010) and Philippi *et al.* (2016). Consequently, the viscous dissipation rate scales as

$$\bar{\varepsilon} \sim \frac{1}{\tau_\rho D_0^3} \int_0^{\tau_\rho} v_d \left( \frac{V_0}{l_v} \right)^2 D_{foot}^2 l_v \, dt. \quad (3.8)$$

To calculate  $D_{foot}$ , we assume that the drop maintains a spherical cap shape throughout the impact (figure 6). To calculate the distance the drop would have travelled if there were no substrate, we use the relation  $d \sim V_0 t$ . Simple geometric arguments allow us to determine the relation between the foot diameter and this distance,  $D_{foot} \sim \sqrt{D_0 d}$  (Lesser 1981; Mandre, Mani & Brenner 2009; Zheng, Dillavou & Kolinski 2021; Bertin 2024; Bilotto *et al.* 2023). Interestingly, this scaling behaviour is similar to the inertial limit (Wagner 1932; Bouwhuis *et al.* 2012; Philippi *et al.* 2016; Gordillo, Riboux & Quintero 2019) as discussed by Langley, Li & Thoroddsen (2017) and Bilotto *et al.* (2023). Furthermore, the viscous boundary layer  $l_v$  can be approximated using  $\sqrt{v_d t}$  (Mirels 1955; Eggers *et al.* 2010; Philippi *et al.* 2016). Filling these in (3.8), we get

$$\bar{\varepsilon} \sim \frac{1}{\tau_\rho D_0^2} \int_0^{\tau_\rho} \sqrt{v_d} V_0^3 \sqrt{t} \, dt, \quad (3.9)$$

which on integration gives

$$\bar{\varepsilon} \sim \sqrt{v_d \tau_\rho} V_0^3 / D_0^2, \quad (3.10)$$

where  $\tau_\rho$  is the inertial time scale. Here, we assume that for highly viscous drops, all energy is dissipated within a fraction of  $\tau_\rho$ . Filling in (3.10) and normalizing  $\bar{\varepsilon}$  with the inertial scales  $V_0^3/D_0$ ,

$$\frac{\bar{\varepsilon}}{V_0^3/D_0} \sim \sqrt{\frac{v_d \tau_\rho}{D_0^2}} = \frac{1}{\sqrt{Re}} = \left( \frac{Oh}{\sqrt{We}} \right)^{1/2}. \quad (3.11)$$

Next, the kinetic energy of the falling drop is given by

$$\dot{K}(t) \equiv \frac{dK(t)}{dt} \sim \rho_d D_0^3 \bar{\varepsilon}, \quad \text{where } K(t) = \frac{1}{2} m (V(t))^2, \quad (3.12)$$

and  $V(t)$  is the drop's centre of mass velocity. The left-hand side of (3.12) can be written as

$$\dot{K}(t) = mV(t)\frac{dV(t)}{dt} = F(t)V(t). \quad (3.13)$$

In (3.13),  $F(t)$  and  $V(t)$  scale with the first impact force peak amplitude  $F_1$  and the impact velocity  $V_0$ , respectively, giving the typical scale of the rate of change of kinetic energy as

$$\dot{K}^* \sim F_1 V_0. \quad (3.14)$$

We stress that (3.14) states that the rate of change of kinetic energy is equal to the power of the normal reaction force, an observation already made by Wagner (1932) and Philippi *et al.* (2016) in the context of impact problems. Lastly, at large  $Oh$ , viscous dissipation enervates kinetic energy completely giving (figure 6c, also see Philippi *et al.* (2016) and Wildeman *et al.* (2016))

$$\dot{K}^* \sim F_1 V_0 \sim \rho_d D_0^3 \bar{\varepsilon}. \quad (3.15)$$

Additionally, we use the inertial scales to non-dimensionalize (3.15) and fill in (3.11), giving

$$\frac{F}{F_\rho} \sim \frac{\bar{\varepsilon}}{V_0^3/D_0} \sim \frac{1}{\sqrt{Re}} = \left(\frac{Oh}{\sqrt{We}}\right)^{1/2} \quad (3.16)$$

and using  $F_1 t_1 \sim \rho_d V_0 D_0^3 = F_\rho \tau_\rho$ ,

$$\frac{t_1}{\tau_\rho} \sim \left(\frac{\sqrt{We}}{Oh}\right)^{1/2}. \quad (3.17)$$

In summary, we use energy and momentum invariance to elucidate the parameter dependencies of the impact force as illustrated in figure 5. The scaling arguments capture the dominant force balance during the impact process, considering the relative importance of inertial, capillary and viscous forces. As the dimensionless viscosity of impacting drops increases, the lack of surface deformation increases the normal reaction force (3.16). Further, the invariance of incoming drop momentum implies that this increase in normal reaction force occurs on a shorter time scale (3.17).

#### 4. Anatomy of the second impact force peak

This section delves into the anatomy of the second impact force peak amplitude  $F_2$  as a function of the Weber  $We$  and Ohnesorge  $Oh$  numbers, summarized in figure 7. We once again note the remarkable agreement between experiments and numerical simulations in this figure.

Similar to the mechanism leading to the formation of the first peak (§ 3), also the mechanism for the formation of this second peak is momentum conservation. As the drop takes off from the surface, it applies a force on the substrate. As noted in § 1 and Zhang *et al.* (2022), this force also coincides with the formation of a Worthington jet (figure 2 iv). The time  $t_2$  at which the second peak is observed scales with the inertio-capillary time scale and is insensitive to  $We$  and  $Oh$  (figure 7b,c). Once again, we invoke the analogy between drop oscillation and drop impact to explain this behaviour (Richard, Clanet & Quéré 2002; Chevy *et al.* 2012). At the time instant  $t_2 \approx 0.44\tau_\gamma$ , the drop's internal motion undergoes a transition from a predominantly radial flow to a vertical one due to the formation of the Worthington jet (Chantelot 2018;

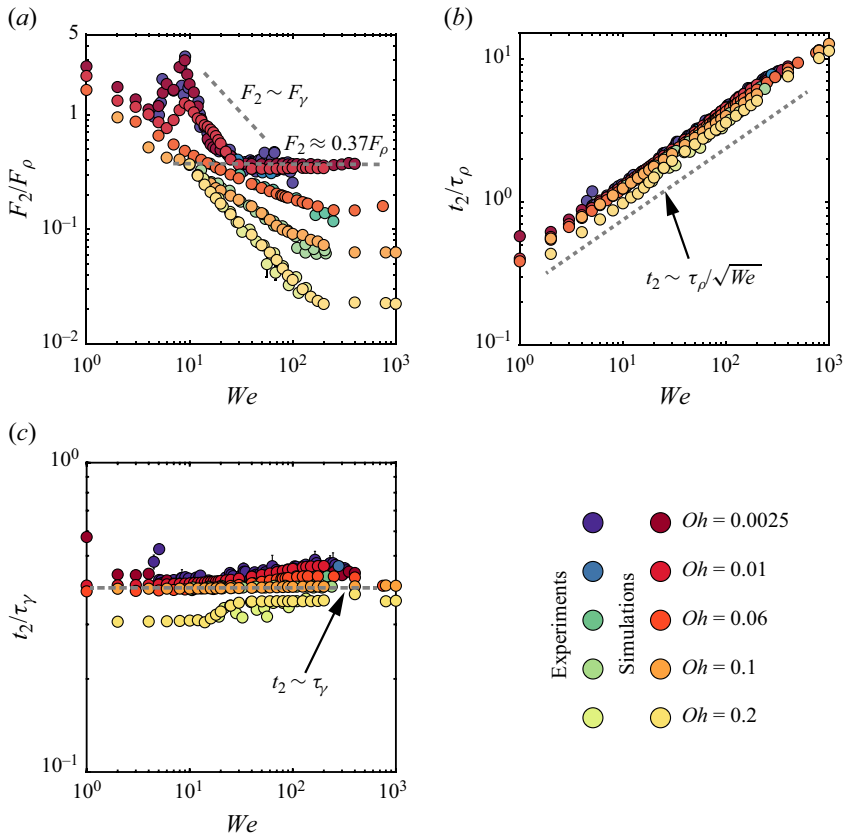


Figure 7. Anatomy of the second impact force peak amplitude:  $We$  dependence of the (a) magnitude  $F_2$  normalized by the inertial force scale  $F_\rho = \rho_d V_d^2 D_0^2$  and time  $t_2$  to reach the second force peak amplitude normalized by (b) the inertio-capillary time scale  $\tau_\rho = \sqrt{\rho_d D_0^3 / \gamma}$  and (c) inertial time scale  $\tau_\rho = D_0 / V_0$ . The Jupyter notebook for producing the figure can be found: <https://www.cambridge.org/S0022112024009820/JFM-Notebooks/files/figure7/figure7.ipynb>.

Zhang *et al.* 2022). Figure 8 exemplifies this jet in the  $Oh$ – $We$  parameter space, which is intricately related to the second peak in the drop impact force. For low  $Oh$  and large  $We$ , the drop retraction follows a modified Taylor–Culick dynamics (Bartolo *et al.* 2005; Eggers *et al.* 2010; Sanjay *et al.* 2022). As  $We$  is increased, the jet gets thinner but faster, maintaining a constant momentum flux  $\rho_d V_j^2 d_j^2$ , where  $V_j$  and  $d_j$  are the jet’s velocity and diameter, respectively (figure 8, Zhang *et al.* (2022)). This invariance leads to the observed scaling  $F_2 \sim F_\rho$  in this regime ( $F_2 \approx 0.37F_\rho$  for  $We \geq 30$ ,  $Oh \leq 0.01$ ).

Furthermore, the low  $We$  and  $Oh$  regime relies entirely on capillary pressure (figure 4). Subsequently,  $F_2 \sim F_\gamma = \gamma D_0$  for  $Oh < 0.01$  and  $We < 30$  (figure 7). This flow focusing (figure 8) is most efficient for  $We = 9$  (figure 9a,  $t_2/2 < t < t_2$ , Renardy *et al.* (2003) and Bartolo, Josserand & Bonn (2006b)) where the capillary resonance leads to a thin-fast jet, accompanied by a bubble entrainment, reminiscent of the hydrodynamic singularity (figure 9, Sanjay, Lohse & Jalaal (2021) and Zhang *et al.* (2022)). The characteristic feature of this converging flow is a higher magnitude of  $F_2$  compared with  $F_1$  (figure 7).

However, this singular jet regime is very narrow in the  $Oh$ – $We$  phase space. Figure 9(b) shows two cases for water drops ( $Oh = 0.0025$ ) at different  $We$  ( $We = 5$  and 12 for figures 9b i and 9b ii, respectively). Bubble entrainment does not occur in either of

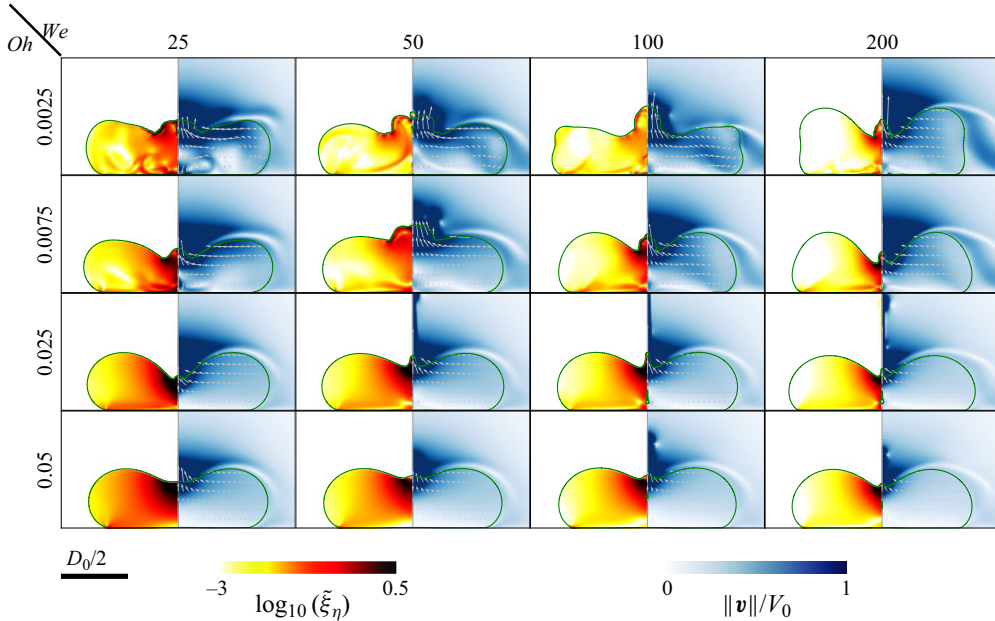


Figure 8. Direct numerical simulations snapshots illustrating the influence of  $We$  and  $Oh$  on the inception of the Worthington jet. All these snapshots are taken at the instant when the second peak appears in the temporal evolution of the normal reaction force ( $t = t_2$ ). The left-hand side of each numerical snapshot shows the viscous dissipation function  $\xi_\eta$  normalized by the inertial scale  $\rho_d V_0^3 / D_0$ . The right-hand side shows the velocity field magnitude normalized by the impact velocity  $V_0$ . The grey velocity vectors are plotted in the centre of mass reference frame of the drop to clearly elucidate the internal flow.

these cases. Consequently, the maximum force amplitude diminishes for these two cases (figure 7). Nonetheless, these cases are still associated with high local viscous dissipation near the axis of symmetry owing to the singular nature of the flow. Another mechanism to inhibit this singular Worthington jet is viscous dissipation in the bulk. As the Ohnesorge number increases, this singular jet formation disappears ( $Oh = 0.005$ , figure 9c i), significantly reducing the second peak of the impact force. For even higher viscosities, the drop no longer exhibits the sharp, focused jet formation seen at lower viscosities, and the second peak in the force is notably diminished ( $Oh = 0.05$ , figure 9c ii).

Lastly, as  $Oh$  increases, bulk dissipation becomes dominant (apparent from increasing  $Oh$  at fixed  $We$  in figure 8) and can entirely inhibit drop bouncing. Recently, Jha *et al.* (2020) and Sanjay *et al.* (2023a) showed that there exists a critical  $Oh$ , two orders of magnitude higher than that of a 2 mm diameter water drop, beyond which drops do not bounce either, irrespective of their impact velocity. Consequently, the second peak in the impact force diminishes for larger  $Oh$ , which explains the monotonic decrease of the amplitude  $F_2$  observed in figure 7 for  $We > 30$ ,  $Oh > 0.01$ .

### 5. Conclusion and outlook

In this work, we study the forces and dissipation encountered during the drop impact process by employing experiments, numerical simulations and theoretical scaling laws. We vary the two dimensionless control parameters – the Weber ( $We$ , dimensionless impact kinetic energy) and the Ohnesorge number ( $Oh$ , dimensionless viscosity) independently to elucidate the intricate interplay between inertia, viscosity and surface tension in governing the forces exerted by a liquid drop upon impact on a non-wetting substrate.

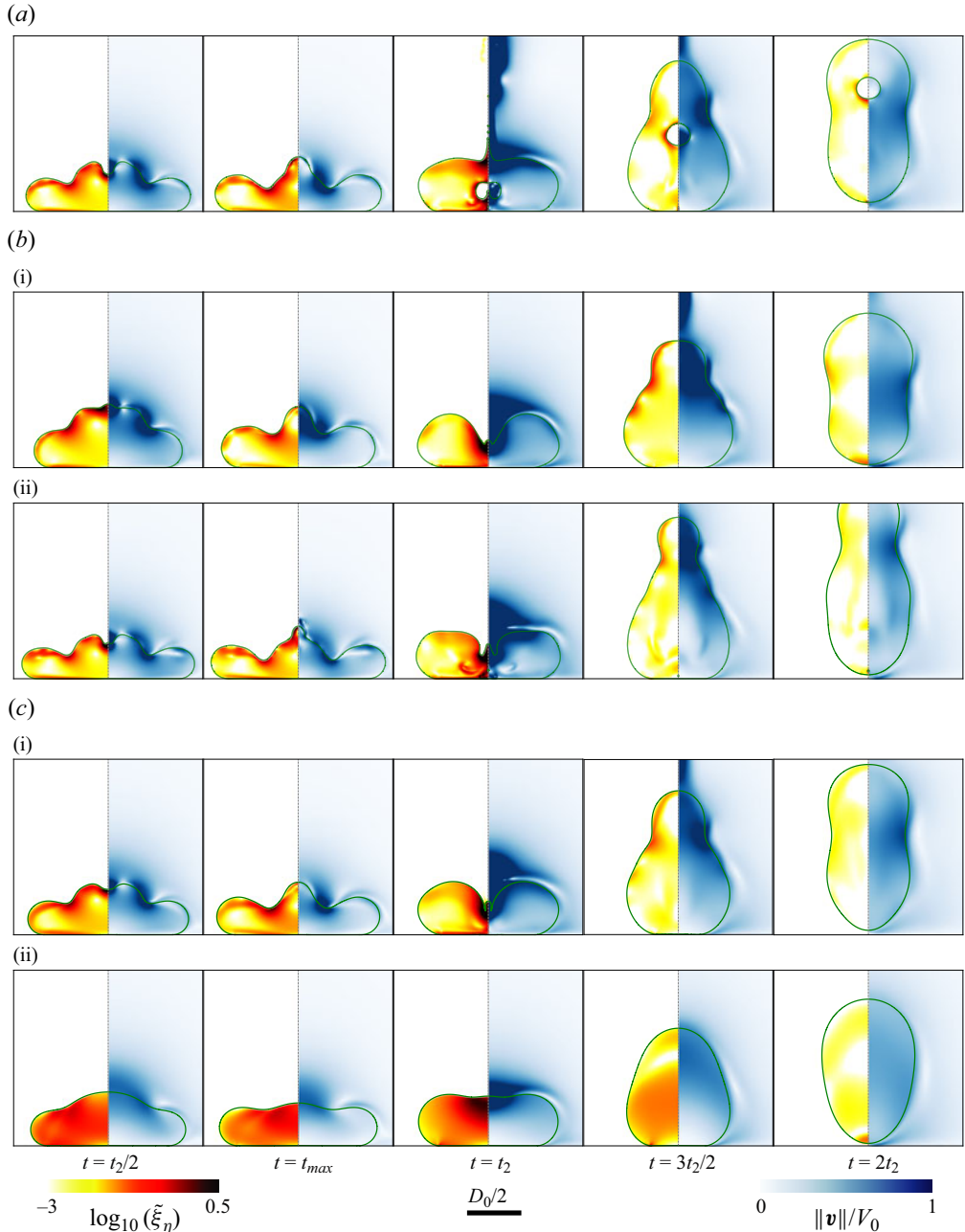


Figure 9. Direct numerical simulations snapshots illustrating the influence of  $We$  and  $Oh$  on the singular Worthington jet: (a)  $(We, Oh) = (9, 0.0025)$ ; (b)  $Oh = 0.0025$  with  $We =$  (i) 5 and (ii) 12; (c)  $We = 9$  with  $Oh =$  (i) 0.005 and (ii)  $Oh = 0.05$ . The left-hand side of each numerical snapshot shows the viscous dissipation function  $\xi_\eta$  normalized by inertial scale  $\rho_d V_0^3 / D_0$ . The right-hand side shows the velocity field magnitude normalized by the impact velocity  $V_0$ .

For the first impact force peak amplitude  $F_1$ , owing to the momentum balance after the inertial shock at impact, figure 10(a) summarizes the different regimes in the  $Oh$ – $We$  phase space. For low  $Oh$ , inertial forces predominantly dictate the impact dynamics, such that  $F_1$  scales with the inertial force  $F_\rho$  (Philippi *et al.* 2016; Gordillo *et al.* 2018;



## The role of viscosity on drop impact forces

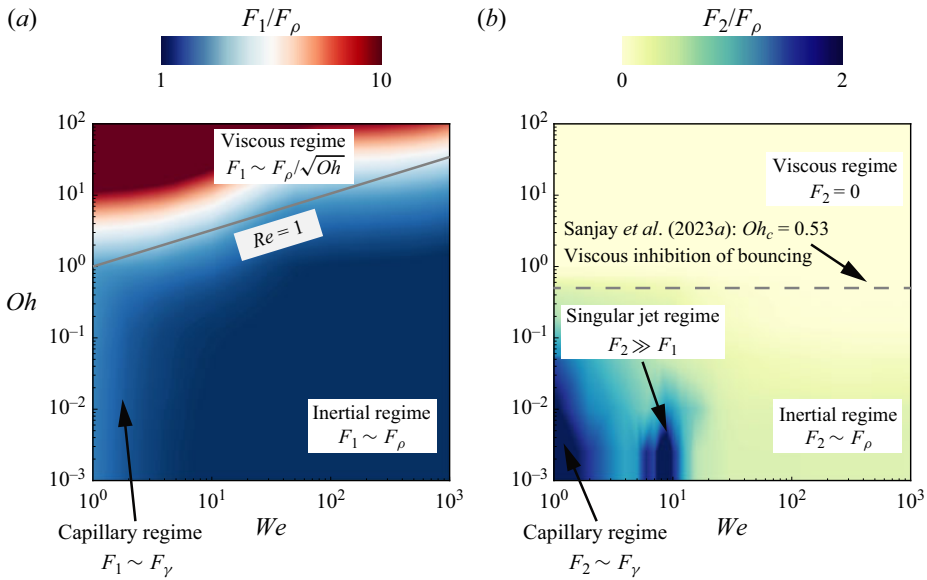


Figure 10. Regime map in terms of the drop Ohnesorge number  $Oh$  and the impact Weber number  $We$  to summarize the two peaks in the impact force by showing the different regimes described in this work based on (a) the first peak in the impact force peak amplitude  $F_1$  and (b) the second peak in the impact force peak amplitude  $F_2$ . Both peaks are normalized by the inertial force scale  $F_\rho = \rho_d V_0^2 D_0^2$ . These regime maps are constructed using  $\sim 1500$  simulations in the range  $0.001 \leq Oh \leq 100$  and  $1 \leq We \leq 1000$ . The grey solid line in (a) and dashed line in (b) mark the inertial–viscous transition ( $Re = 1$ ) and the bouncing–no-bouncing transition ( $Oh_c = 0.53$  for  $Bo = 1$ , see Sanjay *et al.* (2023a)), respectively.

Mitchell *et al.* 2019; Cheng *et al.* 2022; Zhang *et al.* 2022) and is insensitive to viscosity variations up to 100-fold. As  $Oh$  increases, the viscosity becomes significant, leading to a new scaling law:  $F_1 \sim F_\rho \sqrt{Oh}$ . The paper unravels this viscous scaling behaviour by accounting for the loss of initial kinetic energy owing to viscous dissipation inside the drop. Lastly, at low  $We$ , the capillary pressure inside the drop leads to the scaling  $F_1 \sim F_\gamma$  (Chevy *et al.* 2012; Moláček & Bush 2012).

The normal reaction force described in this work is responsible for deforming the drop as it spreads onto the substrate, where it stops thanks to surface tension. If the substrate is non-wetting, it retracts to minimize the surface energy and finally takes off (Richard & Quéré 2000). In this case, the momentum conservation leads to the formation of a Worthington jet and a second peak in the normal reaction force, as summarized in figure 10(b). For low  $Oh$  and high  $We$ , the second force peak amplitude scales with the inertial force ( $F_\rho$ ), following a modified Taylor–Culick dynamics (Eggers *et al.* 2010). In contrast, capillary forces dominate at low  $We$  and low  $Oh$ , leading to a force amplitude scaling of  $F_2 \sim F_\gamma$ . We also identify a narrow regime in the  $Oh$ – $We$  phase space where a singular Worthington jet forms, significantly increasing  $F_2$  (Bartolo *et al.* 2006b; Zhang *et al.* 2022), localized in the parameter space for  $We \approx 9$  and  $Oh < 0.01$ . As  $Oh$  increases, bulk viscous dissipation counteracts this jet formation, diminishing the second peak and ultimately inhibiting drop bouncing.

Our findings have far-reaching implications, not only enriching the fundamental understanding of fluid dynamics of drop impact but also informing practical applications in diverse fields such as inkjet printing, public health, agriculture and material science where the entire range of  $Oh$ – $We$  phase space is relevant (figures 1b and 10). While this

has identified new scaling laws, it also opens avenues for future research. For instance, it would be interesting to use the energy accounting approach to unify the scaling laws for the maximum spreading diameter for arbitrary  $Oh$  (Laan *et al.* 2014; Wildeman *et al.* 2016). Although, the implicit theoretical model summarized in Cheng *et al.* (2022) describes most of data in figure 5, we stress the importance of having a predictive model to determine  $F_1$  for given  $We$  and  $Oh$  (Sanjay & Lohse 2024). The  $We$  influence on the impact force also warrants further exploration, especially in the regime  $We \ll 1$  for arbitrary  $Oh$  (Chevy *et al.* 2012; Moláček & Bush 2012) and drop impact on compliant surfaces (Alventosa *et al.* 2023; Ma & Huang 2023). Another potential extension of this work is to non-Newtonian fluids (Martouzet *et al.* 2021; Agüero *et al.* 2022; Bertin 2024; Jin *et al.* 2023).

**Supplementary material.** Computational Notebooks files are available as supplementary material at <https://doi.org/10.1017/jfm.2024.982> and online at <https://www.cambridge.org/S0022112024009820/JFM-Notebooks>.

**Acknowledgements.** We would like to thank V. Bertin for comments on the manuscript. We would also like to thank A. Prosperetti, P. Chantelot, D. van der Meer and U. Sen for illuminating discussions.

**Funding.** We acknowledge the funding by the ERC Advanced Grant no. 740479-DDD and NWO-Canon grant FIP-II. B.Z. and C.L. are grateful for the support from National Natural Science Foundation of China (grant nos. 12172189, 11921002, 11902179). This work was carried out on the national e-infrastructure of SURFsara, a subsidiary of SURF cooperation, the collaborative ICT organization for Dutch education and research. This work was sponsored by NWO – Domain Science for the use of supercomputer facilities.

**Code availability.** The codes used in the present article, and the parameters and data to reproduce figures 3 and 7, are permanently available at Sanjay (2024).

**Declaration of interests.** The authors report no conflict of interest.

**Author ORCIDs.**

- ① Vatsal Sanjay <https://orcid.org/0000-0002-4293-6099>;
- ② Bin Zhang <https://orcid.org/0000-0001-8550-2584>;
- ③ Cunjing Lv <https://orcid.org/0000-0001-8016-6462>;
- ④ Detlef Lohse <https://orcid.org/0000-0003-4138-2255>.

## Appendix A. Note on the error characterization for the control parameters

This appendix outlines the methodology for characterizing experimental errors in quantification of the drop's size and impact velocities which is crucial for accurate calculation of the dimensionless control parameters  $We$  and  $Oh$ . The drop diameter determination involves multiple steps. First, we measure the total mass ( $M_{100}$ ) of 100 drops using an electric balance. From this mass, using the liquid density and assuming spherical shape, we calculated the drop diameter ( $D_0$ ). We repeated this process five times, yielding  $D_{0,1}$  to  $D_{0,5}$ . The average of these measurements provided the final drop diameter ( $D_0$ ) and its standard error. For impact velocity determination, we extracted data from experimental high-speed imagery. By tracking the drop centre's position in successive frames prior to substrate contact, and knowing the frame rate, we calculated the impact velocity. We repeated this process for five trials, obtaining  $V_{0,1}$  to  $V_{0,5}$ . The average of these values gave the final impact velocity ( $V_0$ ) and its standard error.

The standard errors for drop diameters do not exceed 0.13 mm. For instance, drops with Ohnesorge numbers of 0.0025, 0.06 and 0.2 have diameters of  $2.05 \pm 0.13$  mm,  $2.52 \pm 0.11$  mm and  $2.54 \pm 0.09$  mm, respectively. The standard errors for impact velocities did not exceed  $0.02 \text{ m s}^{-1}$ . For the same  $Oh$  values, the impact velocities were  $1.2 \pm 0.002 \text{ m s}^{-1}$ ,  $0.97 \pm 0.01 \text{ m s}^{-1}$  and  $0.96 \pm 0.01 \text{ m s}^{-1}$ , respectively. The combined errors in  $D_0$  and  $V_0$  resulted in approximately  $\pm 7\%$  error in Weber number  $We$  and  $\pm 3\%$

## The role of viscosity on drop impact forces

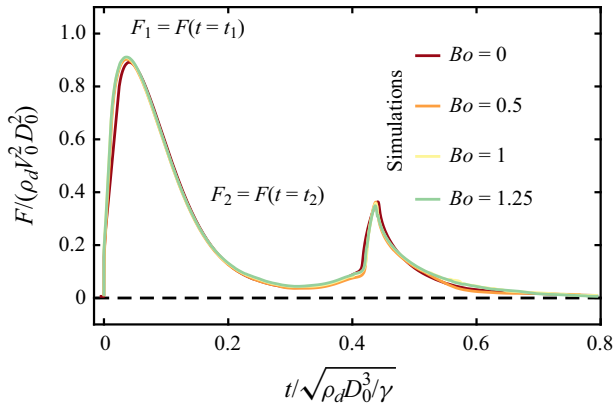


Figure 11. Comparison of the drop impact force  $F(t)$  obtained from simulations for the four different Bond numbers  $Bo = 0, 0.5, 1, 1.25$ . Here,  $Oh = 0.06$  and  $We = 40$ . Both force peaks  $F_1$  and  $F_2$  as well as time to reach these peaks  $t_1$  and  $t_2$  are invariant to variation in  $Bo$ .

error in Ohnesorge number  $Oh$ . Consequently, the horizontal error bars, which relate to errors in the control parameters, are smaller than the symbol sizes in our figures.

## Appendix B. Role of gravity on drop impact forces

Following table 1 and considering the variation in impacting drop diameter (Appendix A), the Bond number (1.3) in our experiments ranges from 0.5 to 1.25, introducing an additional dimensionless control parameter alongside  $We$  and  $Oh$ . Gravity typically plays a negligible role in these impact processes (Sanjay *et al.* 2023a; Sanjay & Lohse 2024). We undertook a sensitivity test varying the Bond number from 0 to 1.25 in our simulations. Figure 11 confirms the leading-order Bond invariance of the results as the impact force profiles, including both force peaks  $F_1$  and  $F_2$  and their corresponding times  $t_1$  and  $t_2$ , remain invariant to these Bond number variations. Notably, while gravity does play a role in drop impact dynamics, particularly for longer time scales and in determining the critical Ohnesorge number  $Oh_c$  for bouncing inhibition (see figure 10b and Sanjay *et al.* (2023a)), its effect on the initial impact force peaks is minimal for the parameter range studied here (large Froude numbers,  $Fr > 1$ ). This Bond number invariance allows us to focus on the more dominant effects of Weber and Ohnesorge numbers. Consequently, we selected the representative value of  $Bo = 1$ , corresponding to a diameter of 0.00254 mm, density 1000 kg m<sup>-3</sup>, gravitational acceleration 10 m s<sup>-2</sup> and surface tension 0.061 N m<sup>-1</sup>.

## REFERENCES

- AGÜERO, E.A., ALVENTOSA, L.F.L., HARRIS, D.M. & GALEANO-RIOS, C.A. 2022 Impact of a rigid sphere onto an elastic membrane. *Proc. R. Soc. Lond. A* **478** (2266), 20220340.
- AHMAD, M., SCHATZ, M. & CASEY, M.V. 2013 Experimental investigation of droplet size influence on low pressure steam turbine blade erosion. *Wear* **303**, 83–86.
- ALVENTOSA, L.F.L., CIMPEANU, R. & HARRIS, D.M. 2023 Inertio-capillary rebound of a droplet impacting a fluid bath. *J. Fluid Mech.* **958**, A24.
- AMIRZADEH, B., LOUHGHALAM, A., RAESSI, M. & TOOTKABONI, M. 2017 A computational framework for the analysis of rain-induced erosion in wind turbine blades. *J. Wind Engng Ind. Aerodyn.* **163**, 33–43.
- BARTOLO, D., BOUAMRIRENE, F., VERNEUIL, E., BUGUIN, A., SILBERZAN, P. & MOULINET, S. 2006a Bouncing or sticky droplets: impalement transitions on superhydrophobic micropatterned surfaces. *Europhys. Lett.* **74** (2), 299.

- BARTOLO, D., BOUDAUD, A., NARCY, G. & BONN, D. 2007 Dynamics of non-Newtonian droplets. *Phys. Rev. Lett.* **99** (17), 174502.
- BARTOLO, D., JOSSEAND, C. & BONN, D. 2005 Retraction dynamics of aqueous drops upon impact on non-wetting surfaces. *J. Fluid Mech.* **545**, 329–338.
- BARTOLO, D., JOSSEAND, C. & BONN, D. 2006b Singular jets and bubbles in drop impact. *Phys. Rev. Lett.* **96** (12), 124501.
- BERGERON, V., BONN, D., MARTIN, J.Y. & VOVELLE, L. 2000 Controlling droplet deposition with polymer additives. *Nature* **405** (6788), 772–775.
- BERNY, A., POPINET, S., SÉON, T. & DEIKE, L. 2021 Statistics of jet drop production. *Geophys. Res. Lett.* **48** (10), e2021GL092919.
- BERTIN, V. 2024 Similarity solutions in elastohydrodynamic bouncing. *J. Fluid Mech.* **986**, A13.
- BIANCE, A.-L., CHEVY, F., CLANET, C., LAGUBEAU, G. & QUÉRÉ, D. 2006 On the elasticity of an inertial liquid shock. *J. Fluid Mech.* **554**, 47–66.
- BILOTTO, J., KOLINSKI, J.M., LECAMPION, B., MOLINARI, J.-F., SUBHASH, G. & GARCIA-SUAREZ, J. 2023 Fluid-mediated impact of soft solids. [arXiv:2311.09953](https://arxiv.org/abs/2311.09953).
- BONN, D., EGGERS, J., INDEKEU, J., MEUNIER, J. & ROLLEY, E. 2009 Wetting and spreading. *Rev. Mod. Phys.* **81** (2), 739–805.
- BORMASHENKO, E., POGREB, R., WHYMAN, G. & ERLICH, M. 2007 Resonance Cassie-Wenzel wetting transition for horizontally vibrated drops deposited on a rough surface. *Langmuir* **23** (24), 12217–12221.
- BOUROUBA, L. 2021 The fluid dynamics of disease transmission. *Annu. Rev. Fluid Mech.* **53**, 473–508.
- BOUWHUIS, W., VAN DER VEEN, R.C.A., TRAN, T., KEIJ, D.L, WINKELS, K.G., PETERS, I.R., VAN DER MEER, D., SUN, C., SNOEIJER, J.H. & LOHSE, D. 2012 Maximal air bubble entrainment at liquid-drop impact. *Phys. Rev. Lett.* **109** (26), 264501.
- BRACKBILL, J.U., KOTHE, D.B. & ZEMACH, C. 1992 A continuum method for modeling surface tension. *J. Comput. Phys.* **100** (2), 335–354.
- CALLIES, M. & QUÉRÉ, D. 2005 On water repellency. *Soft Matt.* **1** (1), 55–61.
- CHANTELOT, P. 2018 Rebonds spéciaux de liquides. PhD thesis, Université Paris-Saclay (ComUE).
- CHEN, X., MA, R., LI, J., HAO, C., GUO, W., LUK, B.L., LI, S.C., YAO, S. & WANG, Z. 2012 Evaporation of droplets on superhydrophobic surfaces: surface roughness and small droplet size effects. *Phys. Rev. Lett.* **109** (11), 116101.
- CHENG, N.-S. 2008 Formula for the viscosity of a glycerol–water mixture. *Ind. Engng Chem. Res.* **47** (9), 3285–3288.
- CHENG, X., SUN, T.-P. & GORDILLO, L. 2022 Drop impact dynamics: impact force and stress distributions. *Annu. Rev. Fluid Mech.* **54**, 57–81.
- CHEVY, F., CHEPELIANSKII, A., QUÉRÉ, D. & RAPHAËL, E. 2012 Liquid Hertz contact: softness of weakly deformed drops on non-wetting substrates. *Europhys. Lett.* **100** (5), 54002.
- CHO, H.J., PRESTON, D.J., ZHU, Y. & WANG, E.N. 2016 Nanoengineered materials for liquid–vapour phase-change heat transfer. *Nat. Rev. Mater.* **2** (2), 16092.
- CHUBYNSKY, M.V., BELOUSOV, K.I., LOCKERBY, D.A. & SPRITTLES, J.E. 2020 Bouncing off the walls: the influence of gas-kinetic and van der Waals effects in drop impact. *Phys. Rev. Lett.* **124**, 084501.
- CLANET, C., BÉGUIN, C., RICHARD, D. & QUÉRÉ, D. 2004 Maximal deformation of an impacting drop. *J. Fluid Mech.* **517**, 199–208.
- DENG, X., MAMMEN, L., BUTT, H.-J. & VOLLMER, D. 2012 Candle soot as a template for a transparent robust superamphiphobic coating. *Science* **335** (6064), 67–70.
- DRISCOLL, M.M. & NAGEL, S.R. 2011 Ultrafast interference imaging of air in splashing dynamics. *Phys. Rev. Lett.* **107** (15), 154502.
- EGGERS, J., FONTELOS, M.A., JOSSEAND, C. & ZALESKI, S. 2010 Drop dynamics after impact on a solid wall: theory and simulations. *Phys. Fluids* **22** (6), 062101.
- FUKAI, J., SHIBA, Y., YAMAMOTO, T., MIYATAKE, O., POULIKAKOS, D., MEGARIDIS, C.M. & ZHAO, Z. 1995 Wetting effects on the spreading of a liquid droplet colliding with a flat surface: experiment and modeling. *Phys. Fluids* **7**, 236–247.
- GARCÍA-GEIJO, P., RIBOUX, G. & GORDILLO, J.M. 2024 The skating of drops impacting over gas or vapour layers. *J. Fluid Mech.* **980**, A35.
- GAUTHIER, A., SYMON, S., CLANET, C. & QUÉRÉ, D. 2015 Water impacting on superhydrophobic macrot textures. *Nat. Commun.* **6** (1), 1–6.
- DE GENNES, P.G. 1985 Wetting: statics and dynamics. *Rev. Mod. Phys.* **57**, 827–863.
- GOHARDANI, O. 2011 Impact of erosion testing aspects on current and future flight conditions. *Prog. Aerosp. Sci.* **47** (4), 280–303.
- GORDILLO, J.M., RIBOUX, G. & QUINTERO, E.S. 2019 A theory on the spreading of impacting droplets. *J. Fluid Mech.* **866**, 298–315.

## The role of viscosity on drop impact forces

- GORDILLO, L., SUN, T.-P. & CHENG, X. 2018 Dynamics of drop impact on solid surfaces: evolution of impact force and self-similar spreading. *J. Fluid Mech.* **840**, 190–214.
- GORIN, B., DI MAURO, G., BONN, D. & KELLAY, H. 2022 Universal aspects of droplet spreading dynamics in Newtonian and non-Newtonian fluids. *Langmuir* **38** (8), 2608–2613.
- HAO, C., LIU, Y., CHEN, X., LI, J., ZHANG, M., ZHAO, Y. & WANG, Z. 2016 Bioinspired interfacial materials with enhanced drop mobility: from fundamentals to multifunctional applications. *Small* **12** (14), 1825–1839.
- HE, L., DING, L., LI, B., MU, W., LI, P. & LIU, F. 2021 Optimization strategy to inhibit droplets rebound on pathogen-modified hydrophobic surfaces. *ACS Appl. Mater. Interfaces* **13** (32), 38018–38028.
- HOFFMAN, H., SIJS, R., DE GOEDE, T. & BONN, D. 2021 Controlling droplet deposition with surfactants. *Phys. Rev. Fluids* **6** (3), 033601.
- JHA, A., CHANTELOT, P., CLANET, C. & QUÉRÉ, D. 2020 Viscous bouncing. *Soft Matt.* **16**, 7270–7273.
- JI, B., YANG, Z. & FENG, J. 2021 Compound jetting from bubble bursting at an air-oil-water interface. *Nat. Commun.* **12** (1), 6305.
- JIN, P., ZHAO, K., BLIN, Z., ALLAIS, M., MOUTERDE, T. & QUÉRÉ, D. 2023 When marbles challenge pearls. *J. Chem. Phys.* **158**, 204709.
- JOSSERAND, C. & THORODDSEN, S.T. 2016 Drop impact on a solid surface. *Annu. Rev. Fluid Mech.* **48**, 365–391.
- JOWKAR, S. & MORAD, M.R. 2019 Rebounding suppression of droplet impact on hot surfaces: effect of surface temperature and concaveness. *Soft Matt.* **15** (5), 1017–1026.
- KIM, J. 2007 Spray cooling heat transfer: the state of the art. *Intl J. Heat Fluid Flow* **28** (4), 753–767.
- KIM, S., WU, Z., ESMAILI, E., DOMBROSKIE, J.J. & JUNG, S. 2020 How a raindrop gets shattered on biological surfaces. *Proc. Natl Acad. Sci. USA* **117** (25), 13901–13907.
- KOLINSKI, J.M., MAHADEVAN, L. & RUBINSTEIN, S.M. 2014 Drops can bounce from perfectly hydrophilic surfaces. *Europhys. Lett.* **108**, 24001.
- KOOIJ, S., SIJS, R., DENN, M.M., VILLERMAUX, E. & BONN, D. 2018 What determines the drop size in sprays? *Phys. Rev. X* **8** (3), 031019.
- LAAN, N., DE BRUIN, K.G., BARTOLO, D., JOSSERAND, C. & BONN, D. 2014 Maximum diameter of impacting liquid droplets. *Phys. Rev. Appl.* **2** (4), 044018.
- LAFUMA, A. & QUÉRÉ, D. 2003 Superhydrophobic states. *Nat. Mater.* **2** (7), 457–460.
- LANGLEY, K., LI, E.Q. & THORODDSEN, S.T. 2017 Impact of ultra-viscous drops: air-film gliding and extreme wetting. *J. Fluid Mech.* **813**, 647–666.
- LESSER, M.B. 1981 Analytic solution of liquid-drop impact problems. *Proc. R. Soc. Lond. A* **377** (1770), 289–308.
- LI, J., ZHANG, B., GUO, P. & LV, Q. 2014 Impact force of a low speed water droplet colliding on a solid surface. *J. Appl. Phys.* **116** (21), 214903.
- LI, Y., QUÉRÉ, D., LV, C. & ZHENG, Q. 2017 Monostable superrepellent materials. *Proc. Natl Acad. Sci. USA* **114** (13), 3387–3392.
- LIU, M., WANG, S. & JIANG, L. 2017 Nature-inspired superwettability systems. *Nat. Rev. Mater.* **2** (7), 17036.
- LOHSE, D. 2022 Fundamental fluid dynamics challenges in inkjet printing. *Annu. Rev. Fluid Mech.* **54**, 349–382.
- LOHSE, D. & VILLERMAUX, E. 2020 Double threshold behavior for breakup of liquid sheets. *Proc. Natl Acad. Sci. USA* **117**, 18912–18914.
- MA, Y. & HUANG, H. 2023 Scaling maximum spreading of droplet impacting on flexible substrates. *J. Fluid Mech.* **958**, A35.
- MANDRE, S., MANI, M. & BRENNER, M.P. 2009 Precursors to splashing of liquid droplets on a solid surface. *Phys. Rev. Lett.* **102** (13), 134502.
- MARTOUZET, G., JØRGENSEN, L., PELET, Y., BIANCE, A.-L. & BARENTIN, C. 2021 Dynamic arrest during the spreading of a yield stress fluid drop. *Phys. Rev. Fluids* **6** (4), 044006.
- MIRELS, H. 1955 Laminar boundary layer behind shock advancing into stationary fluid. *NACA Tech. Rep.* TN 3401.
- MITCHELL, B.R., KLEWICKI, J.C., KORKOLIS, Y.P. & KINSEY, B.L. 2019 The transient force profile of low-speed droplet impact: measurements and model. *J. Fluid Mech.* **867**, 300–322.
- MOLÁČEK, J. & BUSH, J.W.M. 2012 A quasi-static model of drop impact. *Phys. Fluids* **24** (12), 127103.
- NEARING, M.A., BRADFORD, J.M. & HOLTZ, R.D. 1986 Measurement of force vs time relations for waterdrop impact. *Soil Sci. Soc. Am. J.* **50**, 1532–1536.
- PAPADOPOULOS, P., MAMMEN, L., DENG, X., VOLLMER, D. & BUTT, H.-J. 2013 How superhydrophobicity breaks down. *Proc. Natl Acad. Sci. USA* **110** (9), 3254–3258.

- PHILIPPI, J., LAGRÉE, P.-Y. & ANTKOWIAK, A. 2016 Drop impact on a solid surface: short-time self-similarity. *J. Fluid Mech.* **795**, 96–135.
- PÖHLKER, M.L., *et al.* 2023 Respiratory aerosols and droplets in the transmission of infectious diseases. *Rev. Mod. Phys.* **95** (4), 045001.
- POPINET, S. 2009 An accurate adaptive solver for surface-tension-driven interfacial flows. *J. Comput. Phys.* **228** (16), 5838–5866.
- POPINET, S. 2018 Numerical models of surface tension. *Annu. Rev. Fluid Mech.* **50**, 49–75.
- POPINET, S. & COLLABORATORS 2013–2023 Basilisk C: volume of fluid method. <http://basilisk.fr>.
- QUÉRÉ, D. 2008 Wetting and roughness. *Annu. Rev. Mater. Res.* **38**, 71–99.
- RAMÍREZ-SOTO, O., SANJAY, V., LOHSE, D., PHAM, J.T. & VOLLMER, D. 2020 Lifting a sessile drop from a superamphiphobic surface with an impacting one. *Sci. Adv.* **6**, eaba4330.
- REIN, M. 1993 Phenomena of liquid drop impact on solid and liquid surfaces. *Fluid Dyn. Res.* **12**, 61–93.
- RENARDY, Y., POPINET, S., DUCHEMIN, L., RENARDY, M., ZALESKI, S., JOSSEAND, C., DRUMRIGHT-CLARKE, M.A., RICHARD, D., CLANET, C. & QUÉRÉ, D. 2003 Pyramidal and toroidal water drops after impact on a solid surface. *J. Fluid Mech.* **484**, 69–83.
- RIBOUX, G. & GORDILLO, J.M. 2014 Experiments of drops impacting a smooth solid surface: a model of the critical impact speed for drop splashing. *Phys. Rev. Lett.* **113** (2), 024507.
- RICHARD, D., CLANET, C. & QUÉRÉ, D. 2002 Contact time of a bouncing drop. *Nature* **417** (6891), 811–811.
- RICHARD, D. & QUÉRÉ, D. 2000 Bouncing water drops. *Europhys. Lett.* **50** (6), 769–775.
- SANJAY, V. 2022 Viscous free-surface flows. PhD thesis, University of Twente.
- SANJAY, V. 2024 Code repository: [The role of viscosity on drop impact forces](https://zenodo.org/doi/10.5281/zenodo.13381995). <https://zenodo.org/doi/10.5281/zenodo.13381995>.
- SANJAY, V., CHANTELOT, P. & LOHSE, D. 2023a When does an impacting drop stop bouncing? *J. Fluid Mech.* **958**, A26.
- SANJAY, V., LAKSHMAN, S., CHANTELOT, P., SNOEIJER, J.H. & LOHSE, D. 2023b Drop impact on viscous liquid films. *J. Fluid Mech.* **958**, A25.
- SANJAY, V. & LOHSE, D. 2024 Unifying theory of scaling in drop impact: forces and maximum spreading diameter. [arXiv:2408.12714](https://arxiv.org/abs/2408.12714).
- SANJAY, V., LOHSE, D. & JALAAL, M. 2021 Bursting bubble in a viscoplastic medium. *J. Fluid Mech.* **922**, A2.
- SANJAY, V., SEN, U., KANT, P. & LOHSE, D. 2022 Taylor-Culick retractions and the influence of the surroundings. *J. Fluid Mech.* **948**, A14.
- SBRAGAGLIA, M., PETERS, A.M., PIRAT, C., BORKENT, B.M., LAMMERTINK, R.G.H., WESSLING, M. & LOHSE, D. 2007 Spontaneous breakdown of superhydrophobicity. *Phys. Rev. Lett.* **99** (15), 156001.
- SCHLICHTING, H. 1968 *Boundary-Layer Theory*. McGraw-Hill.
- SCHROLL, R.D., JOSSEAND, C., ZALESKI, S. & ZHANG, W.W. 2010 Impact of a viscous liquid drop. *Phys. Rev. Lett.* **104** (3), 034504.
- SHARMA, P.K. & DIXIT, H.N. 2021 Regimes of wettability-dependent and wettability-independent bouncing of a drop on a solid surface. *J. Fluid Mech.* **908**, A37.
- SHIRI, S. & BIRD, J.C. 2017 Heat exchange between a bouncing drop and a superhydrophobic substrate. *Proc. Natl Acad. Sci. USA* **114** (27), 6930–6935.
- SIJS, R. & BONN, D. 2020 The effect of adjuvants on spray droplet size from hydraulic nozzles. *Pest. Manage. Sci.* **76** (10), 3487–3494.
- SMITH, F.R. & BRUTIN, D. 2018 Wetting and spreading of human blood: recent advances and applications. *Curr. Opin. Colloid Interface Sci.* **36**, 78–83.
- SMITH, F.R., NICLOUX, C. & BRUTIN, D. 2018 Influence of the impact energy on the pattern of blood drip stains. *Phys. Rev. Fluids* **3** (1), 013601.
- SMITH, M.I. & BERTOLA, V. 2010 Effect of polymer additives on the wetting of impacting droplets. *Phys. Rev. Lett.* **104**, 154502.
- SOTO, D., DE LARIVIERE, A.B., BOUTILLON, X., CLANET, C. & QUÉRÉ, D. 2014 The force of impacting rain. *Soft Matt.* **10** (27), 4929–4934.
- SPRITTLES, J.E. 2024 Gas microfilms in droplet dynamics: when do drops bounce? *Annu. Rev. Fluid Mech.* **56**, 91–118.
- THORAVAL, M.-J., SCHUBERT, J., KARPITSCHKA, S., CHANANA, M., BOYER, F., SANDOVAL-NAVAL, E., DIJKSMAN, J.F., SNOEIJER, J.H. & LOHSE, D. 2021 Nanoscopic interactions of colloidal particles can suppress millimetre drop splashing. *Soft Matt.* **17** (20), 5116–5121.
- THORAVAL, M.-J., TAKEHARA, K., ETOH, T.G. & THORODDSEN, S.T. 2013 Drop impact entrapment of bubble rings. *J. Fluid Mech.* **724**, 234–258.

## *The role of viscosity on drop impact forces*

- TSAI, P., LAMMERTINK, R.G.H., WESSLING, M. & LOHSE, D. 2010 Evaporation-triggered wetting transition for water droplets upon hydrophobic microstructures. *Phys. Rev. Lett.* **104** (11), 116102.
- TUTEJA, A., CHOI, W., MA, M., MABRY, J.M., MAZZELLA, S.A., RUTLEDGE, G.C., MCKINLEY, G.H. & COHEN, R.E. 2007 Designing superoleophobic surfaces. *Science* **318** (5856), 1618–1622.
- VILLERMAUX, E. 2020 Fragmentation versus cohesion. *J. Fluid Mech.* **898**, P1.
- VILLERMAUX, E. & BOSSA, B. 2011 Drop fragmentation on impact. *J. Fluid Mech.* **668**, 412–435.
- VILLERMAUX, E., WANG, X. & DEIKE, L. 2022 Bubbles spray aerosols: certitudes and mysteries. *Proc. Natl Acad. Sci. Nexus* **1** (5), pgac261.
- DA VINCI, L. 1508 Codex Hammer (earlier Codex Leicester). In *The Notebooks of Leonardo da Vinci* (ed. and trans. E. MacCurdy). George Braziller.
- VOLK, A. & KÄHLER, C.J. 2018 Density model for aqueous glycerol solutions. *Exp. Fluids* **59** (5), 75.
- WAGNER, H. 1932 Über Stoß- und Gleitvorgänge an der Oberfläche von Flüssigkeiten. *Z. Angew. Math. Mech.* **12** (4), 193–215.
- WILDEMAN, S., VISSER, C.W., SUN, C. & LOHSE, D. 2016 On the spreading of impacting drops. *J. Fluid Mech.* **805**, 636–655.
- WORTHINGTON, A.M. 1876a On the forms assumed by drops of liquids falling vertically on a horizontal plate. *Proc. R. Soc.* **25** (171–178), 261–272.
- WORTHINGTON, A.M. 1876b A second paper on the forms assumed by drops of liquids falling vertically on a horizontal plate. *Proc. R. Soc.* **25** (171–178), 498–503.
- WU, S., DU, Y., ALSAID, Y., WU, D., HUA, M., YAN, Y., YAO, B., MA, Y., ZHU, X. & HE, X. 2020 Superhydrophobic photothermal icephobic surfaces based on candle soot. *Proc. Natl Acad. Sci. USA* **117** (21), 11240–11246.
- XU, L., ZHANG, W.W. & NAGEL, S.R. 2005 Drop splashing on a dry smooth surface. *Phys. Rev. Lett.* **94** (18), 184505.
- YARIN, A.L. 2006 Drop impact dynamics: splashing, spreading, receding, bouncing. *Annu. Rev. Fluid Mech.* **38**, 159–192.
- YARIN, A.L., ROISMAN, I.V. & TROPEA, C. 2017 *Collision Phenomena in Liquids and Solids*. Cambridge University Press.
- YUN, S. 2017 Bouncing of an ellipsoidal drop on a superhydrophobic surface. *Sci. Rep.* **7** (1), 17699.
- ZHANG, B., LI, J., GUO, P. & LV, Q. 2017 Experimental studies on the effect of Reynolds and Weber numbers on the impact forces of low-speed droplets colliding with a solid surface. *Exp. Fluids* **58** (9), 1–12.
- ZHANG, B., SANJAY, V., SHI, S., ZHAO, Y., LV, C. & LOHSE, D. 2022 Impact forces of water drops falling on superhydrophobic surfaces. *Phys. Rev. Lett.* **129**, 104501.
- ZHANG, R., ZHANG, B., LV, Q., LI, J. & GUO, P. 2019 Effects of droplet shape on impact force of low-speed droplets colliding with solid surface. *Exp. Fluids* **60** (4), 64.
- ZHENG, S., DILLAVOU, S. & KOLINSKI, J.M. 2021 Air mediates the impact of a compliant hemisphere on a rigid smooth surface. *Soft Matt.* **17** (14), 3813–3819.