

Expand your x-ray diffraction capabilities — not your overhead.

Whether you just need services or your XRD lab is on "overload," IC Laboratories provides every testing service and advanced capability you need in qualitative or quantitative x-ray diffraction analysis — from austenite to zeolites, from air filters to thin films. You are assured of rapid turn-around of results — as little as 48 hours — because IC Labs is one of the most highly automated commercial labs in the U.S., with knowledgeable personnel ready to address all your applications. For a copy of our technical prospectus, contact IC Laboratories.

IC Laboratories

Post Office Box 721
Amawalk, New York 10501
(914) 962-2477

We're the Specialists in XRD

PD18

Theta.XRD™

from Dapple Systems

X-ray Diffractometer Automation System

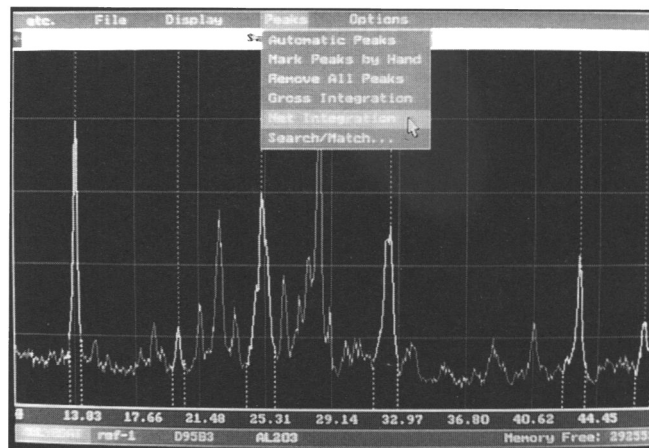
– IBM PC Compatible

Enhance the analytical performance of your x-ray diffractometer with our versatile automation package for IBM PC/AT or compatibles.

Theta.XRD provides:

- Precise stepping motor control of the two-theta drive
- Automatic peak height and d-spacing calculation
- Time-saving search/match operation
- Convenient user interface with pull down menu selections and dialog boxes

Theta.XRD assures continued reliable operation from your existing system, at a fraction of the cost of replacement. To learn more about the best way to automate your x-ray diffractometer, call or write today.



355 W. Olive Avenue, Suite 100
Sunnyvale, CA 94086
(408) 733-3283

PD19

Rapid Reduction of Sample Particle Size for Quantitative X-Ray Diffraction Analysis

The **McCrone Micronising Mill** has been designed to overcome problems associated with preparation of solid samples for qualitative and quantitative analysis. Quick size reduction of troublesome samples by linear and planar grinding action using agate or corundum grinding elements.

Wet grinding in polypropylene containers promotes sample homogeneity. Sample capacity: up to 5 ml.

For further details and technical brochure, contact your nearest supplier:

McCrone Research Associates Ltd.
(Manufacturer)

2 McCrone Mews, Belsize Lane
London NW3 5BG

Phone: 071 435 2282

FAX: 071 435 5270

Tintometer GmbH
Schleefstrasse 84
D-4600 Dortmund 41

West Germany

Phone: (0231) 435051

FAX: 0231 44 80 20



**McCrone Accessories &
Components**

850 Pasquinelli Drive
Westmont, IL 60559

Phone: (312) 842-7100

FAX: (312) 887-7417

Selby Anax

2 Kilroe Street
Milton

Queensland 4064

Australia

Phone: (07) 371 1566

FAX: 0787 03769

Contract research and scientific instruments
Microscopy, X-ray diffraction, mineralogy

PD20

Capillary Tubes and Laboratory Supplies for X-Ray Diffraction Use

Kodak Direct Exposure Film especially developed for X-ray diffraction analysis. Available in 35mm x 20m rolls and in 50 sheet boxes.

Polaroid XR-7 High Speed X-Ray Diffraction Cassettes for Laue and Precession Photography, and Polaroid 3000 Speed Film, Type 57, in single-exposure packets.



CAPILLARY TUBES

Special Glass and Quartz in 15 sizes from 0.1mm to 3.5mm O.D. Uniform 89mm length and funnel shaped at the top. 0.01mm wall thickness.

Manufacturers of Fine
X-Ray Diffraction Equip-
ment For Over 45 Years

Charles Supper Company

15 TECH CIRCLE, NATICK, MA 01760, U.S.A.

TELEPHONE: (508) 655-4610

1-800-323-9645

PD21

**X-ray
Diffraction
Reference Standards
and Zero-background
Sample Plates
Custom Designed
and Built for any
Application**

Your first step to improved x-ray diffraction results should be to contact The Gem Dugout for quality diffraction alignment standards and zero-background plates. And the next step is successful x-ray diffraction results.

The Gem Dugout

1652 Princeton Drive
State College, PA 16803
(814) 865-5782


PD-22

Opening for a Technical Writer

The International Centre for Diffraction Data has an opening for a part-time Technical Writer. The International Centre is located in Swarthmore, Pennsylvania, and is the organization which, for more than fifty years, has collected, edited and supported a data base of reference X-ray powder diffraction patterns. This unique data base is used by scientists all over the world, for materials analysis and characterization. In the course of its business, the Centre generates a fairly large volume of written technical information in the form of bulletins, reports and technical papers, and assistance is being sought in the preparation and final screening of such written information, before publication.

The successful candidate should be technically oriented, preferably with some knowledge of Chemistry or Physics. Most importantly, the candidate should possess excellent skills in the use of the English Language. Some familiarity with word processing and/or desk-top publishing systems would be a great advantage.

We anticipate that up to 60 hrs/month would be required and the individual could work out of an existing office or home situation. For further information please contact:

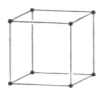


The General Manager
International Centre for Diffraction Data
1601 Park Lane, Swarthmore, PA 19081

Tel. (215)328-9400

PD23

For 1990 from ICDD...

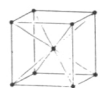


Set 39 PDF

In all current media

CD-ROM ... Microfiche ... Book & Mag Tape

Over 2000 new &/or updated entries in PDF-1 and PDF-2†



EDD Electron Diffraction Data Base

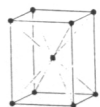
(NIST/Sandia/ICDD)

Crystallographic & chemical data on over 71,000 crystalline materials*



EISI Elemental & Interplanar Spacing Index

Rapid Phase identification for electron (& X-Ray) diffractionists.



NIST Crystal Data File

Crystallographic & chemical data on over 136,000 crystalline materials.*

PD24

†Available for IBM-PC & compatibles, VAX & Macintosh

*Available for IBM-PC & compatibles & VAX

International Centre for Diffraction Data
1601 Park Lane, Swarthmore, PA 19081

USA (215) 328-9400 Telex 847170

Attend an ICDD Short Course & Workshop



Advance your PDF Skills

- Learn to identify/characterize crystalline substances using powder diffraction data.
- Build proficiency in interpretation of experimental powder data – especially using the *Powder Diffraction File*.
- Hands on work sessions ... manual & computer search methods ... comprehensive work book provided.

April 1991

Florida

For further information contact:

Ms. Josephine Felizzi

JCPDS-ICDD

1601 Park Lane, Swarthmore, PA 19081

USA (215) 328-9400 Telex: 847170

PD25



Powder Diffraction Reader Reply Card — Volume 5, Number 3, Sept. 1990

Advertiser's Information: Circle Number

PD1	PD2	PD3	PD4	PD5	PD6	PD7	PD8	PD9	PD10
PD11	PD12	PD13	PD14	PD15	PD16	PD17	PD18	PD19	PD20
PD21	PD22	PD23	PD24	PD25	PD26	PD27	PD28		

JCPDS-ICDD Information: Check to Receive Information

- | | | |
|--|---|--|
| <input type="checkbox"/> APD Type Data Base | <input type="checkbox"/> Book Form X-ray Data | <input type="checkbox"/> CD-ROM |
| <input type="checkbox"/> Common Phases Search Manual | <input type="checkbox"/> Educational Packages | <input type="checkbox"/> EISI Index |
| <input type="checkbox"/> Electron Diffraction Search/Match | <input type="checkbox"/> Microcomputer Search/Match | |
| <input type="checkbox"/> Microfiche Package | <input type="checkbox"/> NIST Crystal Data | <input type="checkbox"/> Short Courses |

Name/Title _____
 Institution Company _____
 _____ Phone _____
 Address _____
 City _____ State _____ Zip _____
 Country _____ Mail Code _____

Please enter my subscription for Credit Cards now accepted

Powder Diffraction

Annual subscription rate: 1990

- U.S. & Canada \$45.00 (U.S. dollars)
 Library Rate \$85.00 (U.S. dollars)
 Far East Rate Write Sanyo Information System Corp., Taiyo Bldg. 7-7, Tomizawa-cho
 Nihonbashi, Chuo-ku, Tokyo 103, Japan for subscriptions for Japan, China, Taiwan, Malaysia,
 the Philippines, Indonesia and Korea.

Other annual subscriptions: 1990

- \$65.00 (U.S. dollars) Library Rate \$85.00 (U.S. dollars)

Type of subscription:

- Academic Government Manufacturing Personal Other

Name/Title _____
 Institution/Company _____
 Address _____
 _____ Phone _____
 City _____ State _____ Zip _____
 Country _____ Mail Code _____
 Charge: Visa MasterCard Signature _____
 Number _____ Exp. Date _____

Advertisers in Powder Diffraction September 1990 Volume 5 Number 3

Company	Page Number	PD Number	Company	Page Number	PD Number
Charles Supper Company	XVIII	PD21	McCrone Research Associates Ltd.	XVIII	PD20
Charles Supper Company	VII	PD7	Omni Instruments, Inc.	X	PD11
Dapple Systems	XVII	PD19	Philips	Back Cover	PD27
Enraf Nonius	XII	PD13	PICXAM	XIV	PD15
Fein-Marquart Associates	XIII	PD14	Radix Instruments	VI	PD6
Gem Dugout	XVIII	PD22	Rigaku U.S.A.	Inside Back Cover	PD26
IC Laboratories, Inc.	XVII	PD18	Scintag, Inc.	V	PD5
inel Instrumentation Electronique	IV	PD4	Seifert X-Ray Corporation	IX	PD10
Ital Structures	VIII	PD9	Seifert X-Ray Corporation	XVI	PD17
ICDD - For 1990...	XIX	PD24	Siemens	Inside Front Cover	PD1
ICDD - PD-PDF CD-ROM	XV	PD16	Siemens	I	PD2
ICDD - Personnel	XIX	PD23	Sietronics Pty. Ltd.	XI	PD12
ICDD - Schools	XIX	PD25	SPEX Industries, Inc.	II	PD3
Materials Data, Inc.	VII	PD8			

TRUE MICRO DIFFRACTION

I N 3 - D

Down to 11 μm Dia. or 5 μg Quantity

X-ray diffraction analysis of extremely small areas or extremely small samples can now be done with ease with the Rigaku PSPC/MDG. Three axis (ω , χ and ϕ) sample oscillation solves the problem of spotty patterns from only a few crystal grains of micro samples. The curved position sensitive detector allows simultaneous measurement of a 2θ range of 0 to 150 degrees. This minimizes the time required for data collection and produces **high detection** sensitivities for micro samples. A few highlights:


- 3 axis (ω , χ and ϕ) oscillation
- Simultaneous 0 to 150 degrees data collection
- Easy sample alignment
- Selection of x-ray sources
- Selection of computer processing
- Motorized X-Y-Z sliding stage (optional)
- 35 mm camera kit (optional)
- TV camera for remote viewing (optional)
- Can be added to an existing x-ray diffraction unit

Rigaku's expertise in the design and manufacture of x-ray sources and accessories is unsurpassed. For more information — give us a call !


X-ray... our only business !

Rigaku

Rigaku/USA, Inc., Northwoods Business Park, 200 Rosewood Dr., Danvers, MA 01923
Phone (508) 777-2446 ■ FAX (508) 777-3594



From now on all other powder diffractometers will be measured against this one.



It's the new Philips PW1800.

It's the most advanced system of its type available anywhere. It's also the most versatile and the easiest to operate.

It's designed for easy, automatic measurement of a wide range of sample types in a variety of forms and quantities including powders, clays, pastes and filters. Built-in electronics control and supervise all diffractometry functions to assure reliability. What's more, the PW1800 actually monitors itself to see that it is functioning properly. And alerts the operator if it senses trouble ahead. In fact, everything about this new system has been engineered to simplify operation.

Even its appearance underscores its uniqueness. It's totally enclosed, totally integrated to assure complete radiation and contamination protection. Which means it can be installed safely and quickly in the laboratory or on the production line.

And among the things you don't see in this unique system is the newly developed, permanently-aligned goniometer that combines ease of operation with high precision and outstanding analytical performance. Built-in robotics for sample handling. And a new, highly-efficient generator that not only requires less space, but actually reduces power consumption as well.

It's the new Philips PW1800. It's the new standard of the industry. And it's backed by the worldwide support resources of the Philips organization.

For complete details, contact:

Philips Electronic Instruments, Analytical X-Ray Group,
85 McKee Drive, Mahwah, NJ 07430, Tel. (201) 529-3800.

(Outside U.S.A.) Philips Scientific & Analytical Equipment,
Industrial & Electro-acoustic Systems, Lelyweg 1,
7602 EA Almelo, The Netherlands. Tel (31) 5490-39911.



PHILIPS

PD27